



Title	Water oxidation catalyzed by strong carbene-type donor ligand complexes of iridium
Authors(s)	Lalrempuia, Ralte, McDaniel, Neal Donald, Müller-Bunz, Helge, Bernhard, Stefan, Albrecht, Martin
Publication date	2010-12
Publication information	Lalrempuia, Ralte, Neal Donald McDaniel, Helge Müller-Bunz, Stefan Bernhard, and Martin Albrecht. "Water Oxidation Catalyzed by Strong Carbene-Type Donor Ligand Complexes of Iridium." Wiley, December 2010. https://doi.org/10.1002/anie.201005260 .
Publisher	Wiley
Item record/more information	http://hdl.handle.net/10197/3627
Publisher's statement	This is the author's version of the following article: Lalrempuia, R., McDaniel, N. D., Müller-Bunz, H., Bernhard, S. and Albrecht, M. (2010), Water Oxidation Catalyzed by Strong Carbene-Type Donor-Ligand Complexes of Iridium. <i>Angew. Chem. Int. Ed.</i> , 49: 9765–9768 which has been published in final form at http://dx.doi.org/10.1002/anie.201005260
Publisher's version (DOI)	10.1002/anie.201005260

Downloaded 2026-05-01 23:36:48

The UCD community has made this article openly available. Please share how this access benefits you. Your story matters! (@ucd_oa)



© Some rights reserved. For more information

Water oxidation catalyzed by strong carbene-type donor ligand complexes of iridium

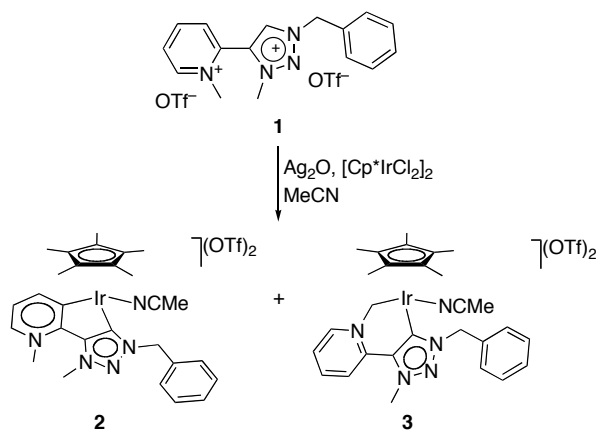
Ralte Lalrempuia, Neal D. McDaniel, Helge Müller-Bunz, Stefan Bernhard* and Martin Albrecht*

In memoriam Fiona O'Reilly

Production of energy from renewable sources has recently become a pressing challenge in energy-related research.^[1] The splitting of water into oxygen and hydrogen, inspired by nature's use of water and sunlight as environmentally abundant feedstocks, constitutes a particularly attractive approach towards meeting this issue. In nature, photosynthetic water fixation and splitting is a delicately balanced process, overcoming the energetic barrier of O–H bond cleavage and O–O bond formation by a stunning reaction cascade.^[2] The complexity of the photosynthetic machinery requires alternative approaches for artificial photosynthesis,^[3] especially for the water oxidation sequence in this process.^[4] High redox-flexibility of the active center constitutes a key element in the design of synthetic complexes for water oxidation, since the formation of O₂ from H₂O requires the transfer of four electrons. Apart from a number of heterogeneous systems,^[5] Ru complexes, suggested to oxidize from Ru^{II} to Ru^{VI} have been successfully developed for the catalytic splitting of water.^[6] Ruthenium centers in bi- and tetrametallic complexes were thought to work synergistically and hence require only oxidation to Ru^{IV} and Ru^{III}, respectively, to provide the four electrons for O₂ generation.^[7] Complementary to these approaches, cobalt-based tetrametallic systems^[8] and bis(cyclometalated) iridium(III) complexes were shown to be active in water oxidation.^[9] Due to the photochemical properties of these complexes, light was employed in order to induce charge separation and subsequent water oxidation, thus mimicking the photosynthetic system very closely. Most recently, cyclometalated iridium(III) cyclopentadienyl complexes were shown to exhibit excellent activity in electrochemically induced water oxidation.^[10]

Due to the multistep redox processes involved in water oxidation, we considered abnormally bound N-heterocyclic carbenes

to be advantageous spectator ligands. Abnormal carbenes, while being formally neutral donors, have large contribution from zwitterionic resonance forms,^[11] which may assist in stabilizing different metal oxidation states when coordinated to an appropriate transition metal. In addition, the ligands may serve as a transient reservoir of both positive and negative charge, thus providing synergistic effects similar to those observed in bi- and multimetallic complexes.^[7] Based on these rationales, combined with the synthetic versatility of triazoles as potential carbene precursors,^[12] we concentrated our initial efforts on the metalation of pyridinium-functionalized triazolium salt **1**. This salt is readily available through copper-catalyzed [2+3] cycloaddition (“click chemistry”)^[13] starting from commercial 2-ethynylpyridine and benzylazide, generated from NaN₃ and BnBr, and subsequent methylation with MeOTf (OTf = trifluoromethylsulfonate, CF₃SO₃). Metalation with [Ir(Cp*)Cl₂]₂ (Cp* = C₅Me₅⁻) induced double C–H bond activation to give the C,C'-bidentate complexes **2** and **3**.^[14] Complex **2** comprises two different abnormally bound N-heterocyclic carbene ligands, that is, a triazolylidene and a 3-pyridylidene, while complex **3** features a rare^[15] ylide bonding mode of the pyridinium ligand precursor, along with the abnormal triazolylidene.



Scheme 1. Synthesis of complexes **2** and **3**.

Complex **2** was obtained after refluxing a mixture of the ligand salt in MeCN in the presence of Ag₂O and [Cp*IrCl₂]₂. After filtration and removal of all volatiles, complex **2** was separated by virtue of its insolubility in CH₂Cl₂. The CH₂Cl₂-soluble fraction of the reaction mixture contained several species comprising an Cp*Ir fragment, as evidenced by the various singlets in the ¹H NMR spectrum around 1.9 ppm. Upon heating this mixture under vacuum, complex **3** formed in moderate yield. Notably, complex **2** did not undergo a thermally induced isomerization to yield complex **3** under identical conditions, but instead decomposed. Hence the abnormal pyridylidene bonding mode in **2** is not an intermediate en route to

[*] Dr. R. Lalrempuia, Dr. H. Müller-Bunz, Prof. Dr. M. Albrecht
School of Chemistry and Chemical Biology
University College Dublin
Belfield, Dublin 4, Ireland
Fax: (+353)1716-2501
E-mail: martin.albrecht@ucd.ie

Dr. N. D. McDaniel, Prof. S. Bernhard
Department of Chemistry
Carnegie Mellon University
4400 Fifth Avenue, Pittsburgh, PA 15213, USA

[**] This work was financially supported by the European Research Council (ERC-StG 208561) and Science Foundation Ireland. S.B. acknowledges support through an NSF CAREER award (CHE-0949238). We thank Prof. O'Neill (UCD) for electrochemical analyses.



Supporting information for this article is available on the WWW under <http://www.angewandte.org> or from the author.

the ylide complex **3**. More likely, complexes **2** and **3** share a common, monodentate triazolylidene iridium intermediate, which may then undergo C(sp²)-H or C(sp³)-H bond activation and cyclometalation.^[16] Support for such an intermediate was obtained by NMR spectroscopy from reactions at room temperature, revealing monodentate iridium complexation by the triazolylidene moiety, though no C-H bond activation of the pyridinium fragment. This model concurs with the propensity of triazolium salts to form silver carbene complexes, while similar complexes with pyridylidenes have not been reported so far.^[12,17] Exocyclic C-H bond activation as observed here for the N-CH₃ group to afford the ylide complex **3** is unprecedented in pyridinium chemistry, even though it is the classic pathway when pyridinium salts are reacted with a strong base.^[18] Related ylide complexes were prepared previously by trapping unstable methylenes M=CH₂ with pyridine.^[15] Competitive C(sp²)-H and C(sp³)-C-H bond activation was observed also in 2-alkylated imidazolium salts.^[19] Preliminary investigations in our laboratories have shown that the product ratio is strongly affected by steric and electronic effects of the triazolium wingtip group. Thus, appropriate substitution of the triazolium-bound benzyl group allows the activation to be directed exclusively towards the C(sp²)-H bond (formation of analogues of **2**) or to the predominant activation of the N-bound methyl group. Such bond activation processes as observed here may also be relevant to recently observed N-C bond cleavage observed in imidazolylidene chemistry.^[20]

Complexes **2** and **3** were fully characterized. In solution, rotation about the N-C_{benzyl} bond is hindered, as indicated by the sharp AB doublet observed for the NCH₂ protons in the ¹H NMR spectrum (²J_{HH} = 15 Hz). Similarly, the methylene protons of the iridium-bound carbon in complex **3** split into an AB doublet (δ_H 5.00 and 4.99, ²J_{HH} = 10.4 Hz). The metal-bound carbon of the triazolylidene ligand was observed at δ_C 154.9 and 147.0 for **2** and **3**, respectively, and the methylene group coordinating to the iridium center appeared at δ_C 36.6.

Further confirmation of the structural assignment in solution was obtained from single crystal X-ray diffraction analysis.^[14] The molecular structures of complexes **2** and **3** show the expected piano-stool geometry (Fig. 1), comprising a five- and a six-membered metallacycle, respectively. The larger ring size in **3** paired with the sp³-hybridization of the metal-bound carbon and the ensuing longer iridium-carbon bond (2.115(3) Å in **3** vs 2.060(3) Å in the pyridylidene complex **2**) results in an increased chelate bite angle 81.0(1)° in **3** vs 76.4(1)° in **2**.^[21]

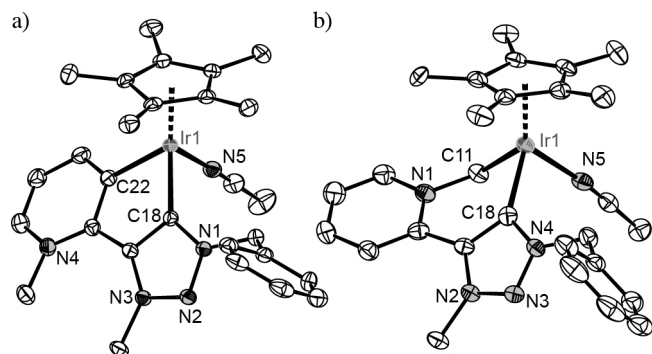


Figure 1. ORTEP representation of complexes **2** (a) and **3** (b); 50% probability each, non-coordinating OTf anions and hydrogen atoms omitted for clarity.

Table 1. Selected bond lengths (Å) and angles (°) for **2** and **3**

Bond	Complex 2 (x = 22)	Complex 3 (x = 11)
Ir1-C18	2.024(2)	2.016(4)
Ir1-Cx	2.060(3)	2.115(3)
Ir1-N5	2.032(2)	2.050(3)
Ir1-Cp _{centroid}	1.856(1)	1.844(3)
C18-Ir1-Cx	76.38(10)	80.98(13)
C18-Ir1-N5	87.99(9)	87.08(12)
Cx-Ir1-N5	86.49(10)	81.38(13)

Both complexes are soluble in water. In the presence of (NH₄)₂[Ce(NO₃)₆] (CAN), immediate gas formation was observed, indicating catalytic activity for complexes **2** and **3** toward water oxidation. Further investigations using quantitative analyses revealed appreciable catalytic O₂ production from water (Figure 2). Complexes **2** and **3** were both significantly more active catalysts than the benchmark iridium complex [Ir(ppy)₂(OH₂)₂]OTf (ppy = 2-phenylpyridine).^[9] At a 900:1 Ce^{IV}/catalyst ratio, turnover numbers were limited by the availability of sacrificial oxidant. Essentially quantitative conversions were reached in less than 2 h. While initial turnover frequencies were comparable to those of the benchmark iridium catalyst (1.3 μmoles O₂ evolved after 2 min), rates enhanced significantly after this initiation period. The turnover numbers after 1000 s (42 and 86 for **2** and **3**, respectively) are substantially higher than those of the best ruthenium-based water oxidation catalysts known to date.^[3b,7] The analogous iridium complex containing a C,N-bidentate phenylpyridine rather than a C,C-bidentate carbene ligand showed also similar activity under comparable conditions.^[10]

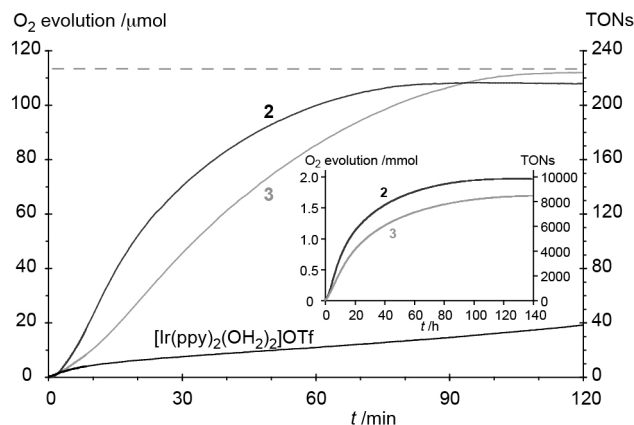


Figure 2. Catalytic water oxidation using 0.5 μmol catalyst and 450 μmol Ce^{IV} as sacrificial oxidizing agent in water (1.0 mL, 25 °C); the dashed line indicates the Ce^{IV}-limited maximum theoretical O₂ evolution. Inset: O₂ evolution (measured by manometry and calibrated by GC) and TONs over 140 h using 0.2 μmol catalyst and 10 mmol Ce^{IV} in water (10 mL, 25 °C).

Experiments aimed at probing the longevity of the catalytically active species were carried out at low concentrations of complexes **2** and **3** (inset Fig. 2).^[22] After 3 days, slightly better performance of complex **2** is apparent and both systems were still active, albeit at lower rate (314 h⁻¹ after 10 h vs to 33 h⁻¹ after 70 h for catalyst **2**). Within 5 d, complex **2** accomplished nearly 10,000 TONs, which is the largest number reported so far for water oxidation (max. TON for complex **3** is 8350). This productivity corresponds to the formation of almost 1.2 L O₂ per mg of iridium. Further

optimization of both robustness and activity of the catalysts should benefit from the high flexibility of the ligand synthesis.

We suggest that the excellent activity of complexes **2** and **3** in catalytic water oxidation originates from the high electronic flexibility of the mesoionic ligand(s).^[23] In their neutral carbene-type resonance form, these ligands stabilize relatively low metal oxidation states, while higher oxidation states, such as the presumed Ir^V oxo species as potent intermediate in water oxidation,^[10] may be accessible through an enhanced contribution of zwitterionic resonance forms due to a more pronounced charge separation within the ligand into a cationic iminium system and a metal-bound anionic and hence strongly donating vinyl fragment. Support for the ligand being involved in the catalytic water oxidation was obtained from electrochemical analyses of the complexes. In aqueous solutions (0.1 M KCl as supporting electrolyte), multiple oxidation processes were detected in the +0.7 to +1.0 V potential range. For complex **2** these processes occurred at marginally lower potential (0.76, 0.86, 0.94 V) than for complex **3** (0.77, 0.86, 0.96 V).^[14] These oxidations cannot be attributed solely to iridium-centered processes and suggest that the ligand is not innocent at high oxidation potentials. Cooperative behavior between the metal center and the ligand has been noted in other catalytic systems^[24] and may also be effective in natural systems where access to high oxidation states is required.

In conclusion, we have disclosed a versatile system for the catalytic oxidation of water by an iridium complex bound to carbene-type ligands. The flexibility of the carbene ligand as well as the modularity of the substitution pattern and chelate nature provides ample opportunity for further tailoring of this catalytic system, thus contributing to the development of environmentally benign fuel production. Specifically, it may be possible to adjust the redox properties of the catalyst in order to be coupled to photosensitized oxidants, thus producing O₂ and H₂ from water and sunlight.

Received: ((will be filled in by the editorial staff))

Published online on ((will be filled in by the editorial staff))

Keywords: water splitting · oxygen evolution · abnormal carbene · iridium · ylide complex

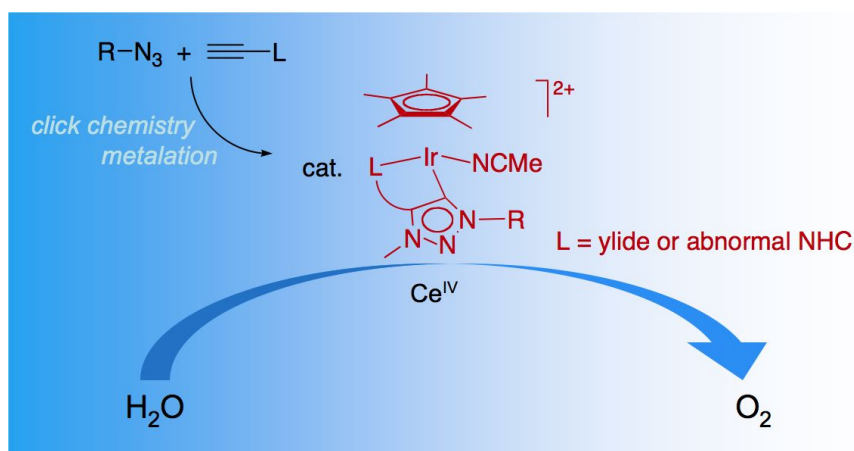
- [1] a) J. Chow, R. J. Kopp, P. R. Portney, *Science* **2003**, *302*, 1528; b) N. S. Lewis, D. G. Nocera, *Proc. Natl. Acad. Sci. USA* **2006**, *103*, 15729; c) V. Balzani, A. Credi, M. Venturi, *ChemSusChem* **2008**, *1*, 26.
- [2] A. W. Rutherford, A. Boussac, *Science* **2004**, *303*, 1831.
- [3] For a sophisticated model of the enzymatic Mn₄ core, see: J. Limburg, J. S. Vrettos, L. M. Liable-Sands, A. L. Rheingold, R. H. Crabtree, G. W. Brudvig, *Science* **1999**, *283*, 1524.
- [4] a) R. Eisenberg, H. B. Gray, *Inorg. Chem.* **2008**, *47*, 1697; b) X. Sala, I. Romero, M. Rodriguez, L. Escriche, A. Llobet, *Angew. Chem.* **2009**, *121*, 2882; *Angew. Chem. Int. Ed.* **2009**, *48*, 2842; c) W. C. Ellis, D. McDaniel, S. Bernhard, T. J. Collins, *J. Am. Chem. Soc.* **2010**, *132*, 10990.
- [5] a) M. W. Kanan, D. G. Nocera, *Science* **2008**, *321*, 1072; b) Y. Surendranath, M. Dinca, D. G. Nocera, *J. Am. Chem. Soc.* **2009**, *131*, 2615; c) E. M. P. Steinmiller, K. S. Choi, *Proc. Natl. Acad. Sci. USA* **2009**, *106*, 20633; d) M. Dinca, Y. Surendranath, D. G. Nocera, *Proc. Natl. Acad. Sci. USA* **2010**, *107*, 10337; d) S. D. Tilley, M. Cornuz, K. Sivula, M. Grätzel, *Angew. Chem.* **2010**, *122*, 6549; *Angew. Chem. Int. Ed.* **2010**, *49*, 6405.
- [6] a) M. Yagi, M. Kaneko, *Chem. Rev.* **2001**, *101*, 21; b) T. J. Meyer, M. H. V. Huynh, *Inorg. Chem.* **2005**, *44*, 8140; c) S. W. Kohl, L. Weiner, L. Schwartzburd, L. Konstantinovskii, L. J. W. Shimon, Y. Ben-David, M. A. Iron, D. Milstein, *Science* **2009**, *324*, 74.
- [7] For biruthenium catalysts, see: a) S. W. Gersten, G. J. Samuels, T. J. Meyer, *J. Am. Chem. Soc.* **1982**, *104*, 4029; b) C. Sens, I. Romero, M. Rodriguez, A. Llobet, T. Parella, J. Benet-Buchholz, *J. Am. Chem. Soc.* **2004**, *126*, 7798; c) R. Zong, R. P. Thummel, *J. Am. Chem. Soc.* **2005**, *127*, 12802; d) Z. Deng, H. Tseng, R. Zong, D. Wang, R. Thummel, *Inorg. Chem.* **2008**, *47*, 1835. For tetrametallic systems, see: e) A. Sartorel, M. Carraro, G. Scorrano, R. De Zorzi, S. Geremia, N. D. McDaniel, S. Bernhard, M. Bonchio, *J. Am. Chem. Soc.* **2008**, *130*, 5006; f) Y. V. Geletii, B. Botar, P. Koegerler, D. A. Hillesheim, D. G. Musaev, C. L. Hill, *Angew. Chem.* **2008**, *120*, 3960; *Angew. Chem. Int. Ed.* **2008**, *47*, 3896; g) A. Sartorel, P. Miro, E. Salvadori, S. Romain, M. Carraro, G. Scorrano, M. Di Valentin, A. Llobet, C. Bo, M. Bonchio, *J. Am. Chem. Soc.* **2009**, *131*, 16051.
- [8] Q. Yin, J. M. Tan, C. Besson, Y. V. Geletii, D. G. Musaev, A. E. Kuznetsov, Z. Luo, K. I. Hardcastle, C. L. Hill, *Science* **2009**, *328*, 342.
- [9] N. D. McDaniel, F. J. Coughlin, L. L. Tinker, S. Bernhard, *J. Am. Chem. Soc.* **2008**, *130*, 210.
- [10] J. F. Hull, D. Balcells, J. D. Blakemore, C. D. Incarvito, O. Eisenstein, G. W. Brudwig, R. H. Crabtree, *J. Am. Chem. Soc.* **2009**, *131*, 8731.
- [11] a) P. L. Arnold, S. Pearson, *Coord. Chem. Rev.* **2007**, *251*, 596; b) M. Albrecht, *Chem. Commun.* **2008**, 3601; c) O. Schuster, L. Yang, H. G. Raubenheimer, M. Albrecht, *Chem. Rev.* **2009**, *109*, 3445.
- [12] a) P. Mathew, A. Neels, M. Albrecht, *J. Am. Chem. Soc.* **2008**, *130*, 13534; b) O. Guerret, S. Sole, H. Gornitzka, M. Teichert, G. Trinquier, G. Bertrand, *J. Am. Chem. Soc.* **1997**, *119*, 6668; c) D. Enders, K. Breuer, G. Raabe, J. Runsink, J. H. Teles, J.-P. Melder, K. Ebel, S. Brode, *Angew. Chem.* **1995**, *107*, 1119; *Angew. Chem. Int. Ed.* **1995**, *34*, 1021; d) E. Mas-Marza, J. A. Mata, E. Peris, *Angew. Chem.* **2007**, *119*, 3803; *Angew. Chem. Int. Ed.* **2007**, *46*, 3729.
- [13] H. Kolb, M. G. Finn, K. B. Sharpless, *Angew. Chem.* **2001**, *113*, 2056; *Angew. Chem. Int. Ed.* **2001**, *40*, 2004; b) V. D. Bock, H. Hiemstra, J. H. van Maarseveen, *Eur. J. Org. Chem.* **2006**, 51.
- [14] See the supporting information for experimental and analytical details; CCDC 788112 and 788113 contain the supplementary crystallographic data for **2** and **3**, respectively.
- [15] a) W.-K. Wong, W. Tam, J. A. Gladysz, *J. Am. Chem. Soc.* **1979**, *101*, 5440; b) D. L. Thorn, T. H. Tulip, *J. Am. Chem. Soc.* **1981**, *103*, 5984.
- [16] M. Albrecht, *Chem. Rev.* **2010**, *110*, 576.
- [17] a) J. C. Garrison, W. J. Youngs, *Chem. Rev.* **2005**, *105*, 3978; b) F. E. Hahn, M. C. Jahnke, *Angew. Chem.* **2008**, *120*, 3166; *Angew. Chem. Int. Ed.* **2008**, *47*, 3122; c) J. C. Y. Lin, R. T. W. Huang, C. S. Lee, A. Bhattacharyya, W. S. Hwang, I. J. B. Lin, *Chem. Rev.* **2009**, *109*, 3561.
- [18] F. Kröhnke, *Angew. Chem.* **1953**, *65*, 605; b) K. W. Ratts, R. K. Howe, W. G. Phillips, *J. Am. Chem. Soc.* **1969**, *91*, 6115; c) A. R. Katritzky, D. Moderhack, *J. Chem. Soc., Perkin Trans 1* **1976**, 909.
- [19] a) M. Viciano, M. Feliz, R. Corberan, J. A. Mata, E. Clot, E. Peris, *Organometallics* **2007**, *26*, 5304; for recent mechanistic investigations on the Ir^{III}-mediated C(sp³-H) bond activation, see: b) Y. Tanabe, F. Hanasaka, K.-I. Fujita, R. Yamaguchi, *Organometallics* **2007**, *26*, 4681; c) Y. Boutadla, O. Al-Duaij, D. L. Davies, G. A. Griffith, K. Singh, *Organometallics* **2009**, *28*, 433.
- [20] a) S. Caddick, F. G. N. Cloke, P. B. Hitchcock, A. K. de K. Lewis, *Angew. Chem.* **2004**, *116*, 5948; *Angew. Chem. Int. Ed.* **2004**, *43*, 5824; b) J. Ye, X. Zhang, W. Chen, S. Shimada, *Organometallics* **2008**, *27*, 4166; for wingtip C–N bond activation, see also: c) R. A. Diggle, A. A. Kennedy, S. A. Macgregor, M. K. Whittlesey, *Organometallics* **2008**, *27*, 938.
- [21] The bond length perturbation in pyridinium heterocycle is essentially identical in both complexes, despite **2** is, formally, a pyridylidene ligand. Comparison of bond length between **2** and **3** reveal identical values (differences less than 0.01 Å, except for the bond linking the carbene carbon in **2** with the carbon a to nitrogen. This bond is a significant 0.03 Å longer than in **3**, though no bond alteration as in related 2- or 4-pyridylidene complexes was noted; for examples, see: a) J. S. Owen, J. A. Labinger, J. E. Bercaw, *J. Am. Chem. Soc.* **2004**, *126*, 8247; b) H. G. Raubenheimer, S. Cronje, *Dalton Trans.* **2008**, 1265; c) E. Alvarez, S. Conejero, M. Paneque, A. Petronilho, M. L. Poveda, O. Serrano, E. Carmona, *J. Am. Chem. Soc.* **2006**, *128*, 13060; d) M. A. Esteruelas, F. J. Fernandez-Alvarez, E. Onate, *J. Am. Chem. Soc.* **2006**, *128*, 13044; e) E. Alvarez, Y. A. Hernandez, J

- Lopez-Serrano, C. Maya, M. Paneque, A. Petronilho, M. L. Poveda, V. Salazar, F. Vattier, E. Carmona, *Angew. Chem.* **2010**, *122*, 3574; *Angew. Chem. Int. Ed.* **2010**, *49*, 3496.
- [22] A solution of Ir catalyst (0.2 mmol dissolved in 0.1 mL H₂O) was added to a CAN solution (5.5 g, 10 mmol, in 10 mL H₂O) in a 40 mL EPA vial equipped with a pressure transducer. The pressure increase in the closed system was monitored and calibrated by a GC analysis.
- [23] Complex decomposition seems to be much less probable because of the enhanced rate of complexes **2** and **3** as compared to IrO₂, and because of the first-order kinetics observed for the reaction. For activity of IrO₂, see: a) FA. Harriman, I. J. Pickering, J. M. Thomas, P. A. Christensen, *J. Chem. Soc.; Faraday Trans 1* **1988**, *84*, 2795; b) W. J. Youngblood, S.-H. A. Lee, Y Kobayashi, E. A. Hernandez-Pagan, P. G. Hoertz, T. A. Moore, A. L. Moore, D. Gust, T. E. Mallouk, *J. Am. Chem. Soc.* **2009**, *131*, 926.
- [24] a) C. Gunanathan, Y. Ben-David, D. Milstein, *Science* **2007**, *317*, 790; b) H. Grützmacher, *Angew. Chem.* **2008**, *120*, 1838; *Angew. Chem. Int. Ed.* **2008**, *47*, 1814; c) T. Zweifel, J.-V. Naubron, H. Grützmacher, *Angew. Chem.* **2009**, *121*, 567; *Angew. Chem. Int. Ed.* **2009**, *48*, 559.
-

O₂ generation

Ralte Lalrempuia, Neal D. McDaniel, Helge Müller-Bunz, Stefan Bernhard,* and Martin Albrecht* ____ Page – Page

Water oxidation catalyzed by strong carbene-type donor ligand complexes of iridium



Think oxygen: Iridium(III) complexes containing an abnormally bound chelating triazolylidene ligand show excellent activity towards water oxidation, producing hundreds of mL O₂ per mg iridium. The active catalysts comprise either an ylide or an abnormal pyridylidene as chelating group and are readily accessible via click chemistry.

Keywords: water splitting · oxygen evolution · abnormal carbene · iridium · ylide complex