



Title	Guidance on harmonised methodologies for human health, animal health and ecological risk assessment of combined exposure to multiple chemicals
Authors(s)	More, Simon John, Bampidis, Vasileios, Benford, Diane, et al.
Publication date	2019-03-25
Publication information	More, Simon John, Vasileios Bampidis, Diane Benford, and et al. "Guidance on Harmonised Methodologies for Human Health, Animal Health and Ecological Risk Assessment of Combined Exposure to Multiple Chemicals." Wiley, March 25, 2019. https://doi.org/10.2903/j.efsa.2019.5634 .
Publisher	Wiley
Item record/more information	http://hdl.handle.net/10197/9919
Publisher's statement	This is an open access article under the terms of the Creative Commons Attribution NoDerivs License, which permits use and distribution in any medium, provided the original work is properly cited and no modifications or adaptations are made.
Publisher's version (DOI)	10.2903/j.efsa.2019.5634

Downloaded 2026-05-02 01:12:38

The UCD community has made this article openly available. Please share how this access benefits you. Your story matters! (@ucd_oa)



© Some rights reserved. For more information

ADOPTED: 20 February 2019

doi: 10.2903/j.efsa.2019.5634

Guidance on harmonised methodologies for human health, animal health and ecological risk assessment of combined exposure to multiple chemicals

EFSA Scientific Committee,

Simon John More, Vasileios Bampidis, Diane Benford, Susanne Hougaard Bennekou, Claude Bragard, Thorhallur Ingi Halldorsson, Antonio F Hernández-Jerez, Konstantinos Koutsoumanis, Hanspeter Naegeli, Josef R Schlatter, Vittorio Silano, Søren Saxmose Nielsen, Dieter Schrenk, Dominique Turck, Maged Younes, Emilio Benfenati, Laurence Castle, Nina Cedergreen, Anthony Hardy, Ryszard Laskowski, Jean Charles Leblanc, Andreas Kortenkamp, Ad Ragas, Leo Posthuma, Claus Svendsen, Roland Solecki, Emanuela Testai, Bruno Dujardin, George EN Kass, Paola Manini, Maryam Zare Jeddi, Jean-Lou CM Dorne and Christer Hogstrand

Abstract

This Guidance document describes harmonised risk assessment methodologies for combined exposure to multiple chemicals for all relevant areas within EFSA's remit, i.e. human health, animal health and ecological areas. First, a short review of the key terms, scientific basis for combined exposure risk assessment and approaches to assessing (eco)toxicology is given, including existing frameworks for these risk assessments. This background was evaluated, resulting in a harmonised framework for risk assessment of combined exposure to multiple chemicals. The framework is based on the risk assessment steps (problem formulation, exposure assessment, hazard identification and characterisation, and risk characterisation including uncertainty analysis), with tiered and stepwise approaches for both whole mixture approaches and component-based approaches. Specific considerations are given to component-based approaches including the grouping of chemicals into common assessment groups, the use of dose addition as a default assumption, approaches to integrate evidence of interactions and the refinement of assessment groups. Case studies are annexed in this guidance document to explore the feasibility and spectrum of applications of the proposed methods and approaches for human and animal health and ecological risk assessment. The Scientific Committee considers that this Guidance is fit for purpose for risk assessments of combined exposure to multiple chemicals and should be applied in all relevant areas of EFSA's work. Future work and research are recommended.

© 2019 European Food Safety Authority. *EFSA Journal* published by John Wiley and Sons Ltd on behalf of European Food Safety Authority.

Keywords: harmonised methodologies, risk assessment, combined exposure to multiple chemicals, mixtures, dose addition, response addition, interactions

Requestor: EFSA Scientific Committee

Question number: EFSA-Q-2017-00595

Correspondence: sc.secretariat@efsa.europa.eu

Scientific Committee members: Simon John More, Vasileios Bampidis, Diane Benford, Susanne Hougaard Bennekou, Claude Bragard, Thorhallur Ingi Halldorsson, Antonio F Hernández-Jerez, Konstantinos Koutsoumanis, Hanspeter Naegeli, Josef R Schlatter, Vittorio Silano, Søren Saxmose Nielsen, Dieter Schrenk, Dominique Turck and Maged Younes.

Acknowledgements: The Working Group would like to thank Thomas Backhaus and Paul Price as hearing experts of the Working Group, the previous members of the Scientific Committee (2015-2018): Michael John Jeger, Helle Katrine Knutsen, Hubert Noteborn, Colin Ockleford, Antonia Ricci, Guido Rychen and EFSA staff members: Gina Cioacata, Marina Goumenou, Hans Steinkellner and Jose Tarazona and Stephanie Bopp as observer from the European Commission Joint Research Centre.

Suggested citation: EFSA Scientific Committee, More SJ, Bampidis V, Benford D, Bennekou SH, Bragard C, Halldorsson TI, Hernández-Jerez AF, Koutsoumanis K, Naegeli H, Schlatter JR, Silano V, Nielsen SS, Schrenk D, Turck D, Younes M, Benfenati E, Castle L, Cedergreen N, Hardy A, Laskowski R, Leblanc JC, Kortenkamp A, Ragas A, Posthuma L, Svendsen C, Solecki R, Testai E, Dujardin B, Kass GEN, Manini P, Jeddi MZ, Dorne J-LCM and Hogstrand C, 2019. Guidance on harmonised methodologies for human health, animal health and ecological risk assessment of combined exposure to multiple chemicals. *EFSA Journal* 2019;17(3):5634, 77 pp. <https://doi.org/10.2903/j.efsa.2019.5634>

ISSN: 1831-4732

© 2019 European Food Safety Authority. *EFSA Journal* published by John Wiley and Sons Ltd on behalf of European Food Safety Authority.

This is an open access article under the terms of the [Creative Commons Attribution-NoDerivs License](https://creativecommons.org/licenses/by/4.0/), which permits use and distribution in any medium, provided the original work is properly cited and no modifications or adaptations are made.



The EFSA Journal is a publication of the European Food Safety Authority, an agency of the European Union.



Summary

This Guidance document describes the harmonised application of risk assessment (RA) methods for combined exposure to multiple chemicals to all relevant areas within the European Food Safety Authority's (EFSA) remit, i.e. human health, animal health and ecological areas. Exposure assessment for multiple chemicals is addressed specifically for dietary exposure. For multiple routes, aggregate exposure assessment is not addressed explicitly here since no EFSA guidance is currently available on this topic for single chemicals, which would be needed to provide a basis for developing guidance on multiple chemicals.

In developing the Guidance, the Scientific Committee (SC) has taken into account other EFSA activities and related European and international activities to ensure consistency and harmonisation of methodologies and to avoid duplication of the work for the provided framework.

On this basis, a flexible overarching framework aiming to harmonise human health, animal health and ecological risk assessment of combined exposure to multiple chemicals is presented (Section 2, General principles). Risk assessment of combined exposure to multiple chemicals for farm and companion animals generally applies the principles and tools used for human risk assessment; when this is not the case, this aspect is addressed separately in this guidance. The harmonised framework consists of problem formulation, exposure assessment, hazard identification and characterisation, and risk characterisation including uncertainty analysis, for both the whole mixture and component-based approaches, describing the steps involved in each of these. The harmonised framework can be applied using the principles of tiering in both approaches. Tiering can avoid unnecessary expenditure of resources, by offering the possibility of concluding the analysis on the basis of simple assumptions on exposure and hazard estimates when the then resulting risk metrics do not flag potential risk (e.g. sufficient margins of exposure). In the whole mixture approach, the whole mixture is essentially evaluated in the same way as for a single chemical substance. Specific considerations are given to component-based approaches, including the grouping of chemicals into assessment groups, refinement of assessment groups, the use of dose (or concentration) addition as a default assumption, the use of response addition and approaches to integrate evidence of interactions. The different steps of the risk assessment framework are elaborated and discussed in more detail in the following sections of this document with the guidance summarised in a stepwise approach at the end of each section:

- Problem formulation (Section 3)

Problem formulation is an iterative process involving exchange and agreement between risk assessors and the originator of the request (in EFSA's context most often risk managers) during which the need for and the extent of a risk assessment are determined. The problem formulation step takes on a particular importance in the context of combined exposure to multiple chemicals because the demarcation of the problem generally is more complex than for single chemical substances. A dialogue between (eco)toxicologists and exposure assessors is recommended. This step results in an analysis plan.

- Exposure assessment (Section 4)

Assessment of combined exposure to multiple chemicals generally uses similar concepts and methods as for single chemicals, but can be more complex as chemical exposure may occur through multiple sources and sequential exposures. Exposure is typically assessed by combining occurrence data on chemicals with consumption data for human and animal health, whereas concentration data are commonly used for the ecological area. A common challenge in the component-based approach relates to differing quantity and quality of the data for different components. The guidance applies stepwise approaches for the whole mixture approach and the component-based approach, respectively.

- Hazard assessment (Section 5)

Hazard assessment (i.e. hazard identification and characterisation) of combined exposure to multiple chemicals aims to derive quantitative metrics reflecting the combined toxicity to the exposed entities defined in the problem formulation. An initial decision on whether to apply a whole mixture approach or a component-based approach will have been made depending on the purpose of the assessment, data availability, time and resource constraints. If the component-based approach is to be used, then an initial decision on the chemicals to be included in the assessment group will also have been made. Following data collection and evaluation, the chemicals to be included in the assessment group maybe modified.

- Risk characterisation and uncertainty analysis (Section 6)

Risk characterisation of combined exposure to multiple chemicals generates a ratio of combined exposure to the quantitative metric for combined toxicity for a defined species, population, community, subpopulation or the whole ecosystem. If this comparison indicates that there is no safety concern, the assessment can be concluded. Alternatively, it indicates a signal to proceed to a higher tier, with the possible need for additional data, or an indication of a risk that is transferred to the risk management step. Risk characterisation requires careful interpretation and communication, particularly if the data used in the evaluation are varying in quality, quantity or relevance. Uncertainties are identified in each stage of the framework and an overall uncertainty analysis has to be integrated in the risk characterisation. The different tools and methods that are applicable to the tiers are described for the human health, animal health and ecological areas.

The Guidance also provides a reporting table (Section 7) to enable summarising consistently and completely the results of a risk assessment of combined exposure to multiple chemicals for each step of the process. Recommendations are made with particular reference to research needs in the multiple chemical risk assessment area (Section 8).

Annexes include: (1) important aspects of uncertainty analysis for each step of the risk assessment process; and (2) three generic case studies using the reporting table to explore the feasibility and spectrum of applications of the proposed methods and approaches by showing diverse examples, covering human health (contaminants in food), animal health (essential oil used as feed additives) and ecological areas (impact of binary mixture interactions on hazard characterisation in bees).

The SC considers that this Guidance is fit for purpose for risk assessment of combined exposure to multiple chemicals and should be applied to all relevant areas of EFSA's work, supported by sectoral guidance where applicable.

Table of contents

Abstract.....	1
Summary.....	3
1. Introduction.....	7
1.1. Background and Terms of Reference as provided by EFSA.....	7
1.1.1. Background.....	7
1.1.2. Terms of Reference as provided by EFSA.....	8
1.2. Interpretation of the Terms of Reference.....	8
1.3. Existing EFSA regulatory mandates for risk assessment of combined exposure to multiple chemicals.....	9
1.4. Rationale for harmonising methods for combined exposure risk assessment across human health, animal health and ecological areas.....	10
1.5. Audience and degree of obligation.....	10
2. Risk assessment of combined exposure to multiple chemicals.....	10
2.1. Key terminology.....	11
2.2. Scientific basis.....	13
2.3. Risk assessment approaches.....	14
2.4. Tiering.....	15
2.5. Existing guidance.....	16
2.5.1. Human and animal health risk assessment.....	16
2.5.2. Ecological risk assessment.....	17
2.6. Harmonised overarching framework.....	18
2.6.1. Assessment sequence.....	19
2.6.2. Dose addition as the default model.....	19
2.6.3. Bridging data gaps.....	20
3. Problem formulation.....	20
3.1. General considerations.....	20
3.2. Problem formulation under EFSA's remit.....	22
3.3. Grouping chemicals into assessment groups.....	23
3.3.1. Grouping based on regulatory criteria.....	24
3.3.2. Grouping based on exposure.....	24
3.3.3. Grouping based on physicochemical similarities.....	24
3.3.4. Grouping based on biological or toxicological effects.....	24
3.4. Guidance on problem formulation.....	24
4. Exposure assessment.....	26
4.1. General considerations.....	26
4.2. Whole mixture approach.....	28
4.3. Component-based approach.....	29
4.4. Guidance on exposure assessment.....	30
4.4.1. Whole mixture approach.....	30
4.4.2. Component-based approach.....	32
5. Hazard identification and characterisation.....	33
5.1. General considerations.....	33
5.2. Characterisation of mixtures and their similarities.....	34
5.3. Whole mixture approach.....	35
5.4. Component-based approach.....	36
5.4.1. Refinement of grouping.....	36
5.4.1.1. Refinement using weight of evidence.....	36
5.4.1.2. Refinement using dosimetry.....	37
5.4.1.3. Refinement using mechanistic data.....	37
5.4.2. Data availability and tiering.....	37
5.4.3. Response addition.....	39
5.4.4. Dealing with interactions.....	39
5.5. Guidance on hazard assessment.....	40
5.5.1. Whole mixture approach.....	40
5.5.2. Component-based approach.....	41
6. Risk characterisation.....	43
6.1. General considerations.....	43
6.2. Whole mixture approach.....	43
6.3. Component-based approach.....	43
6.3.1. Dose addition.....	43

6.3.2. Response addition	45
6.3.3. Interactions	46
6.4. Uncertainty analysis.....	46
6.5. Interpretation of risk characterisation.....	47
6.5.1. Whole mixture approach	47
6.5.2. Component-based approach.....	47
6.6. Guidance on risk characterisation	48
7. Reporting a risk assessment of combined exposure to multiple chemicals	49
8. Way forward and recommendations.....	50
References.....	52
Glossary	60
Abbreviations	66
Appendix A – Uncertainty analysis	68
Appendix B – Case study 1: Human health risk assessment of combined exposure to hepatotoxic contaminants in food.....	71
Appendix C– Case study 2: Animal health risk assessment of botanical mixtures in an essential oil used as a feed additive for fattening in chicken	73
Appendix D – Case study 3: Quantifying interactions for hazard characterisation in worker honey bees	76

1. Introduction

1.1. Background and Terms of Reference as provided by EFSA

1.1.1. Background

Human and ecological risk assessment of combined exposure to multiple chemicals (also referred to as 'chemical mixtures') poses a number of challenges to researchers, risk assessors and risk managers, particularly because of the complexity of the problem formulation, the large numbers of anthropogenic and natural chemicals involved, and the amount of data needed to describe the toxicological profiles and exposure patterns of these chemicals in humans, companion and farm animals and species present in the environment. The development of harmonised methodologies for combined exposure to multiple chemicals in all areas of EFSA's remit has been identified by EFSA's Scientific Committee as a key priority area (EFSA, 2016, 2018b).

Some EFSA panels and units have initiated activities to assess combined exposures, expanding on the approaches for single chemical risk assessments and to support harmonisation of risk assessment methods for the human health, animal health and the ecological areas.

In the human risk assessment field, recent examples include the Opinion of the Panel on Plant Protection Products and their Residues (PPR) dealing with an approach to group pesticides into 'cumulative assessment groups' based on the compounds' toxicological properties (EFSA PPR Panel, 2013a,b). The Panel on Contaminants in the Food Chain (CONTAM) published a number of Opinions involving case-by-case approaches to the human risk assessment of multiple contaminants using both whole mixture-based and component-based approaches (EFSA, 2005a, 2008a; EFSA CONTAM Panel, 2009, 2011, 2012, 2017a). Finally, the Panel on Food Contact Materials, Enzymes, Flavourings and Processing Aids (CEF) addressed the human risk assessment of combined exposure to rum ether [Flavouring Group Evaluation 500 (FGE.500)] for 84 reported constituents using component-based approaches for 12 congeneric groups allocated based on structural and metabolic similarity (EFSA CEF Panel, 2017).

In the animal health area, the Panel on Additives and Products or Substances used in Animal Feed (FEEDAP) recently published an Opinion on the safety and efficacy of a whole mixture of oregano essential oil when used as a sensory additive in feed for all animal species (EFSA FEEDAP Panel, 2017a).

In an ecological risk assessment of multiple chemicals, the PPR Panel in their 'Scientific Opinion on the Science Behind the Development of a Risk Assessment of Plant Protection Products on Bees (*Apis mellifera*, *Bombus* spp. and solitary bees)' discussed approaches for the risk assessment of multiple residues of pesticides in bees. Furthermore, the SCER unit recently published a scientific report 'Towards an integrated environmental risk assessment of multiple stressors on bees: review of research projects in Europe, knowledge gaps and recommendations' (EFSA PPR Panel, 2012a; EFSA, 2014b).

From a horizontal perspective, the SCER unit has published a scientific report in 2013 reviewing the available international frameworks dealing with human risk assessment of combined exposure to multiple chemicals (EFSA, 2013a). The report has also identified key needs for future work in the area of combined toxicity of chemicals from a consultation of EFSA Panels, Units and the Scientific Committee. A key recommendation was the need to collect toxicity data to support human, animal and ecotoxicological risk assessment of combined exposure to multiple chemicals by EFSA (EFSA, 2013a). In response, the SCER unit launched two procurements on data collection on combined toxicity for the human health, animal health and ecological area (Quignot et al., 2015a,b). In 2014, the SCER unit organised a scientific colloquium on 'Harmonisation of human and ecological risk assessment of combined exposure to multiple chemicals' (EFSA, 2015a). Finally, other procurements were launched to integrate new approaches in chemical risk assessment in the areas of human health, animal health and ecology, i.e. (1) integration of toxicokinetic tools (EFSA-Q-2014-00918; EFSA-Q-2015-00640), (2) modelling population dynamics of aquatic and terrestrial organisms for risk assessment of single and multiple chemicals (EFSA-Q-2015-00554), and (3) modelling human variability in toxicokinetic and toxicodynamic processes (EFSA-Q-2015-00641). Subsequently, the Scientific Committee of EFSA has identified this topic in 2015 as a priority for guidance development to support EFSA Panels to perform risk assessment of combined exposure to multiple chemicals in a harmonised manner.

All these background activities support the development of this Guidance document, which aims to provide harmonised methodologies and case studies for the risk assessment of combined exposure to multiple chemicals for the human health, animal health and ecological areas.

1.1.2. Terms of Reference as provided by EFSA

The Terms of Reference for this Guidance document have been subject to public consultation between October 2016 and December 2016. A technical report presenting all comments from stakeholders and EFSA's replies is available online at: <http://onlinelibrary.wiley.com/doi/10.2903/sp.efsa.2017.EN-1189/pdf>.

After reviewing these comments from stakeholders, the Terms of Reference for developing this guidance were adopted as follows:

- EFSA requests the Scientific Committee to develop a Guidance document on harmonised risk assessment methodologies for combined exposure to multiple chemicals in the human health, animal health and ecological areas. The Guidance should be an overarching document aimed at the work of EFSA panels and relevant to scientific advisory bodies dealing with chemical risk assessment both within and across regulatory applications and sectors.
- The Working Group (WG) should review available definitions, methods and tools for different risk assessment contexts and develop harmonised framework(s) for human and ecological risk assessment of combined exposure to multiple chemicals supported by a consistent terminology.
- The Guidance document should start from first scientific principles for all relevant steps of the assessment i.e. problem formulation, hazard identification and characterisation, exposure assessment, risk characterisation and uncertainty analysis. For each step, the principles of tiering should be applied (purpose of the assessment, data availability, resources) and include decision points and associated assumptions (e.g. dose addition, response addition, deviation from dose addition including interactions).
- The Guidance should explicitly address both the whole mixture approach and component-based approach and the application of uncertainty factors for risk assessment of combined exposure to multiple chemicals.
- Circumstances under which harmonisation between human health, animal health and ecological risk assessment may not be possible or relevant (e.g. because of the state of science, regulatory framework) should also be discussed.
- In developing the Guidance, work should start from and build on European [e.g. European Commission, European Chemicals Agency (ECHA), EFSA] and international [e.g. US EPA, WHO, Organisation for Economic Co-operation and Development (OECD)] terminology, methods and frameworks, to ensure interagency co-operation, consistency and avoid duplication of the work.
- Case studies should be annexed in the Guidance to explore the feasibility and spectrum of applications of the proposed methods and approaches for human health, animal health and ecological risk assessment.
- In line with EFSA's initiative on Transparency and Engagement in Risk Assessment (TERA), the draft Guidance will be subject to public consultation. The published Guidance will be presented and discussed at an international event.

1.2. Interpretation of the Terms of Reference

When addressing the mandate, the Scientific Committee acknowledged that harmonisation of methodologies for human health, animal health and ecological risk assessments of combined exposure to multiple chemicals encompasses a number of regulatory and non-regulatory applications and a number of species including humans, farm animals, companion animals and the ecosystem.

For the human and animal health areas, the primary focus is dietary exposure as it is within EFSA's remit. An exception would be where biomonitoring data are available, which provides a measure of aggregate exposure. Exposure assessment for multiple chemicals through multiple routes (aggregate exposure assessment) is not addressed explicitly here since no EFSA guidance is currently available on this topic for single chemicals, which would be needed to provide a basis for developing guidance on multiple chemicals.

For the ecological area, the focus is primarily on exposure through water, soil or sediment, which typically result in multiple routes of absorption into the organism. Under certain circumstances, the oral route may also be the focus of the assessment, e.g. oral exposure in pollinators through pollen and nectar, and oral exposure in fish through feed.

This guidance refers to 'risk assessment of combined exposure to multiple chemicals' to support harmonisation in terminology proposed by the International Programme on Chemical Safety of the World Health Organization (WHO) (Meek et al., 2011). This definition is used in preference to the term 'cumulative risk assessment', and is used for example in the pesticide field for the setting of maximum residue levels (MRLs), because the term cumulative is not well-defined. This document aims to give guidance on when and how to assess the risk from combined exposure to multiple chemicals, in order to provide a basis for decision makers and risk managers to protect the health of humans, animals and ecosystems (including specific target species).

It should be recognised that, although a binary choice between whole mixture and component-based approaches is presented, in some circumstances a combination of these methods may be used.

1.3. Existing EFSA regulatory mandates for risk assessment of combined exposure to multiple chemicals

The Charter of the European Union (EU) obliges European governments to protect human health and the environment and provides a general basis to address concerns on combined exposures to multiple chemicals. Besides this general basis, there are several regulations within EFSA's remit that have specific provisions for risk assessment of combined exposure to multiple chemicals.

For human health, Article 14 of EFSA's founding Regulation on general European Food Law [Regulation (EC) No. 178/2002], paragraph 4 states: 'In determining whether any food is injurious to health, regard shall be ...to the probable cumulative toxic effects'. However, the term 'cumulative toxic effects' is not defined, and because it is used with different meanings in the scientific literature, it is hard to interpret Article 14 as either a general legal requirement or as an operational basis for risk assessment of combined exposure to multiple chemicals in EU Food Law.

More specific requirements for risk assessment of combined exposure to multiple chemicals in EU food-related regulations tend to focus on relatively narrow scenarios. On the use of pesticides, Regulation (EC) 1107/2009 requires that 'interaction between the active substance, safeners, synergists and co-formulants shall be taken into account' in the evaluation and authorisation of Plant Protection Products (Article 29). Commission Regulation (EU) No. 284/2013, further requests 'any information on potentially unacceptable effects of the plant protection product on the environment, on plants and plant products shall be included as well as known and expected cumulative and synergistic effects'. Regulation (EC) No. 396/2005 on maximum residue levels (MRLs) of pesticides in or on food and feed of plant and animal origin requires cumulative risk assessment for pesticides to be performed. Recital 6 states: 'It is also important to carry out further work to develop a methodology to take into account cumulative and synergistic effects'. It further specifies that MRLs should be set in 'view of human exposure to combinations of active substances and their cumulative and possible aggregate and synergistic effects on human health'.

For animal health risk assessment, Regulation (EC) No. 429/2008 on the assessment of feed additives explicitly addresses risks that may arise from combined exposures if feed additives placed on the market contain more than one (active) ingredient. Annex II establishes the requirement that 'where an additive has multiple components, each one may be separately assessed for consumer safety and then consideration given to the cumulative effect (where it can be shown that there are no interactions between the components). Alternatively, the complete mixture shall be assessed'.

Legislation in relation to food additives, food contact materials and food contaminants does not have specific provisions requiring risk assessment of combined exposure to multiple chemicals. However, this does not imply that combined exposures are never addressed. For example, in Regulation (EC) 1881/2006 maximum levels for dioxins, polycyclic aromatic hydrocarbons and a number of mycotoxins are underpinned by multiple chemical risk assessment. Moreover, risk assessments of combined exposure to multiple novel food ingredients are also being performed by the scientific panel on Dietetic Products, Nutrition and Allergies; examples include fermented black bean extract (Touchi extract), 'Glavonoid®', an extract derived from the roots or rootstock of *Glycyrrhiza glabra*, and the recent mandate on extract of three herbal roots (EstroG-100TM) as novel food ingredients (EFSA NDA Panel, 2011, 2017).

1.4. Rationale for harmonising methods for combined exposure risk assessment across human health, animal health and ecological areas

Combined exposure risk assessment for human health, animal health and ecological areas is characterised by a plethora of terms, models and approaches. This can be explained by independent developments in the respective risk assessment fields and different jurisdictions. Close scrutiny, however, unveils substantial similarities with vast variation in terminology, providing a strong basis for harmonisation.

Examples of methodological similarities across the different areas of risk assessment include the use of reference points, mechanistic data (i.e. mode of action and adverse outcome pathways), exposure models, models for combined effects (including the null models dose addition and response addition) and similar risk metrics. Using harmonised methods will support consistency, transparency and structured, reproducible risk assessments across all areas of EFSA's remit as well as further international cooperation between scientific advisory bodies across regulatory domains.

While there are many methodological similarities, fundamental differences between human/animal health risk assessment and ecological risk assessment exist that cannot be harmonised. For example, the each exposure route is considered separately in animal/human risk assessment, whereas ecological risk assessment often considers integrated exposure from water or soil. Furthermore, there are differences in protection goals (effects on individuals within populations in animal/human risk assessment vs effects on individuals, populations and ecosystem integrity in ecological risk assessment), toxicological endpoints (community and/or ecosystem endpoints are unique for ecological risk assessment).

EFSA has recognised the need to harmonise methods for risk assessment of combined exposure to multiple chemicals across human health, animal health and ecological areas when possible at several occasions (EFSA, 2015a; EFSA Scientific Committee, 2016a). In general, harmonisation of methodologies is one of the key roles of the EFSA's Scientific Committee through providing horizontal guidance documents as specified in EFSA's founding Regulation [Regulation (EC) No. 178/2002], and these guidance documents provide means to develop consistent methodologies across EFSA panels (EFSA Scientific Committee, 2016b). Recent examples include the use of the weight of evidence approach in scientific assessments, assessment of biological relevance and uncertainty analysis (EFSA Scientific Committee, 2017a,b, 2018a).

1.5. Audience and degree of obligation

This Guidance provides harmonised, but flexible stepwise procedures to assess the risk of combined exposure to multiple chemicals that are proposed to be used in EFSA's risk assessments. This guidance is unconditional (i.e. required, see EFSA Scientific Committee, 2015) for the EFSA panels and EFSA units performing combined exposure risk assessments in the food and feed safety area. It should be supported by sectoral guidance, where available. In addition, EFSA will develop short sectoral-specific guidance to support the work of the panels and units. Acknowledging the variability in problem formulation and data availability, this document provides guidance on the general principles for risk assessment in a combined exposure context as well as on the different approaches that assessors may choose to apply the most appropriate methods that are available in their specific regulatory framework or sector. The Scientific Committee considers that the use of methods and data should be fit for the scientific assessment. Readers and users of the Guidance are assumed to be experienced in risk assessment of single chemicals, and emphasis is on the specific aspects of risk assessment of combined exposure to multiple chemicals.

2. Risk assessment of combined exposure to multiple chemicals

This section gives a brief overview of key terms, state of the science and available frameworks used in human and ecological risk assessment of combined exposure to multiple chemicals. Based on this overview, a harmonised framework for human, animal and ecological risk assessments is proposed at the end of this section. Details of the framework and support for its practical implementation are provided in the subsequent sections with document with the guidance for each stage summarised in a stepwise approach at the end of Sections 3–6.

2.1. Key terminology

Research into the combined effects of multiple chemicals often refers to mixture toxicology. The Scientific Committee notes that under Article 3 of REACH and Article 2 of classification, labelling and packaging (CLP), 'mixture' is defined as a mixture or solution composed of two or more substances (European Commission, 2006, 2008). However, in the context of human, animal and ecological risk assessment, exposures that could contribute to combined effects are not confined to chemicals substances in the same medium (food, feed or environmental sample). Therefore, a mixture is defined in this guidance as any combination of two or more chemicals that may contribute to effects regardless of source and spatial or temporal proximity. Mixtures have also been defined as intentional, unintentional or coincidental, based on European Commission (2012). **Intentional mixtures** are manufactured formulated products that are marketed as such, for example a formulated plant protection product or a flavouring agent used in food or feed. **Unintentional mixtures** originate from a single source, for example as the result of discharges to the environment during the production, transport, use or disposal of goods. **Coincidental mixtures** originate from multiple sources and through multiple pathways. In each of these mixture types, the composition might be fully chemically defined or chemically characterised to varying extents.

The **extent of characterisation of a mixture** is an important factor in determining the approach to risk assessment. Examples of chemically fully defined mixtures are a mixture produced by adding together separate chemical substances, a chemically well-characterised mixture produced by a controlled process, or a group of separate chemical substances to which combined exposure can occur, such as a group of individual pesticides or food additives. The Scientific Committee notes that the term 'chemically fully defined' does not mean that all chemical components have to be known. As with individual chemical substances, which in practice are never 100% pure, the acceptable impurities in a chemical mixture are usually defined in the specifications. It is not possible to define a generic 'cut-off' value, i.e. the minimum percentage of unidentified chemical substances that can be present in a mixture for it to be considered to be fully chemically defined, and below which it is considered poorly defined, since this will be dependent on the nature of the mixture and of possible impurities. If a mixture is judged to be fully chemically defined, the preferred approach is generally component-based, i.e. the risk is assessed based on exposure and effect data of its individual components. In contrast, if a mixture is poorly defined, then it may only be feasible to apply a whole mixture approach in which the mixture is treated as a single entity, similar to single chemicals. Examples of poorly defined mixtures include certain botanicals and novel foods).

Key risk assessment terms used in this Guidance are defined in Table 1, with further explanation in the relevant sections of the text and mathematical equations in Section 6. A full glossary is included at the end of this document. The terms are harmonised within the context of this Guidance, but this does not imply that terms used elsewhere are not valid.

Table 1: Key risk assessment terms used in this guidance

Term	Explanation
Assessment group (encompassing cumulative assessment group)	Chemical substances that are treated as a group by applying a common risk assessment principle (e.g. dose addition) because these components have some characteristics in common (i.e. the grouping criteria)
Component-based approach	An approach in which the risk of combined exposure to multiple chemicals is assessed based on exposure and effect data of the individual components
Concentration addition	A component-based model in which the components are treated as if having a similar action . The components may vary in toxic potency. Components contribute to the combined effect relative to the ratio between their concentration and toxic potency. Concentration is often the exposure metric used as a proxy for dose in <i>in vitro</i> studies and also commonly in ecological risk assessment
Dose addition	As above for concentration addition. Dose is the exposure metric used in human and animal health risk assessment, and for some ecological species. Dose addition is used as the generic term throughout this guidance document. All components in a mixture behave as if they were dilutions of one another

Term	Explanation
Interaction	In risk assessment practice, the term interaction is used to refer to combined effects that differ from an explicit null model, i.e. dose and/or response addition. Interactions are categorised as less than additive (antagonism, inhibition, masking) or greater than additive (synergism, potentiation)
Margin of Exposure	Ratio of (a) a reference point of (eco)toxicity to (b) the theoretical, predicted or estimated exposure dose or concentration
Mixture	Any combination of two or more chemicals that may contribute to effects regardless of source and spatial or temporal proximity
Mixture of concern	A group of chemicals or whole mixture that is the subject of a risk assessment because there are indications that the chemicals in the group or whole mixture may contribute to the risk
Mode of action (MoA)	Biologically plausible sequence of key events in an organism leading to an observed effect, commonly supported by robust experimental observations and mechanistic data. It refers to the major steps leading to an adverse health effect following interaction of the chemical with biological targets. It does not imply full understanding of mechanism of action at the molecular level
Reference point	Defined point on an experimental dose–response relationship for the critical effect (i.e. the biologically relevant effect occurring at the lowest dose level). This term is synonymous to point of departure (USA). Reference points include the lowest or no observed adverse effect level (LOAEL/NOAEL) or benchmark dose lower confidence limit (BDML), used to derive a reference value or Margin of Exposure in human and animal health risk assessment. In the ecological area, these include lethal dose (LD ₅₀), effect concentration (EC ₅ /EC _x), no (adverse) effect concentration/dose (NOEC/NOAEC/NOAED) and no (adverse) effect level (NEL/NOAEL)
Reference value	The estimated maximum dose (on a body mass basis) or concentration of an agent to which an individual may be exposed over a specified period without appreciable risk. Reference values are established by applying assessment factor(s) to the reference point. Examples of reference values in human health include the acceptable daily intake (ADI) for food and feed additives, and pesticides, tolerable upper intake levels (UL) for vitamins and minerals, and tolerable daily intake (TDI) for contaminants and food contact materials. Examples for acute effects and operators, are the acute reference dose (ARfD) and the acceptable operator exposure level (AOEL). In animal health, these include safe feed concentrations. In the ecological area, reference values include the predicted no effect concentration (PNEC), hazard concentration (HC ₅) as inputs for species sensitivity distributions (SSD) to protect the whole ecosystem
Response addition	A component-based model in which the components are treated as if having independent or dissimilar action , i.e. by following the statistical concept of independent random events. Application of response addition requires toxicity data (e.g. mortality, target organ toxicity) to be expressed as a fraction (between 0 and 1), i.e. the percentage of individuals in a population, or species in an ecosystem affected by the combined exposure or exceeding a reference point (e.g. BDML, EC ₅₀). The term 'response addition' is a misnomer as responses are actually not added, but the unaffected fractions of the population are multiplied (see Section 6). However, the term is used in this guidance as it is commonly used in the area of risk assessment of combined exposure to multiple chemicals
Similar mixture(also known as sufficiently similar mixture)	A mixture of chemicals that differs slightly from the mixture of concern, i.e. in components, concentration levels of components, or both. A similar mixture has, or is expected to have, the same type(s) of biological activity as the mixture of concern, and it would act by the same mode(s) of action and/or affect the same toxic endpoints
Whole mixture approach	A risk assessment approach in which the mixture is treated as a single entity, similar to single chemicals, and so requires dose–response information for the mixture of concern or a (sufficiently) similar mixture

2.2. Scientific basis

The evidence for effects of combined exposure to multiple chemicals has been reviewed by scientific advisory bodies and experts in the field (e.g. US EPA, 2003, 2007; ATSDR, 2004; EFSA, 2008b, 2009, 2013a,b; Kortenkamp et al., 2009; Meek et al., 2011; SCHER, SCCS and SCENIHR, 2012; ECHA, 2014; ATSDR, 2018; OECD, 2018; Rider and Simmons, 2018). The combined effects of multiple chemicals can be assessed by testing the mixture of concern in toxicity tests. This is mainly performed for common or poorly defined mixtures, but it is practically unfeasible to test each and every mixture separately because of the sheer endless potential variation in mixture components and component concentrations. Furthermore, such testing would require unnecessary animal testing and is scientifically unjustified. One of the key aspirations of mixture toxicology has therefore been to anticipate quantitatively the effects of mixtures of chemicals from knowledge about the toxicity of their individual components. Such predictions can be achieved by making the assumption that the chemicals in the mixture act by exerting their effects without diminishing or enhancing each other's toxicity; the so-called **additivity** or non-interaction assumption. **Similar action** and **independent action** are distinct mechanistically defined concepts on the two types of additivity non-interaction that can occur between chemicals and target molecules. These concepts form the basis for the two most commonly applied modelling approaches, often called 'null models': **dose addition** and **response addition**, respectively. **Synergisms** and **antagonisms** can then be defined in relation to this additivity assumption, as upwards or downwards deviations from the modelled predictions of the selected null model, respectively.

There is strong evidence that it is possible to predict the toxicity of chemical mixtures with reasonable accuracy and precision, when the chemical composition and toxicity of the components are known for the endpoint of interest, both for human/animal and ecological effects. This provides a basis for developing robust approaches to assess the risk of combined exposure to multiple chemicals to support decision-making. Furthermore, the overall evidence on combined effects indicates that they can arise when each mixture component is present at doses around or above its no observed adverse effect level (NOAEL) or for the ecological area at no-observed-effect concentration (NOEC) (Kortenkamp et al., 2009; Meek et al., 2011; Van Gestel et al., 2011; SCHER, SCCS and SCENIHR, 2012; EFSA, 2013a; EFSA PPR Panel, 2014; ATSDR, 2018; OECD, 2018). In both the human and the ecological area, NOAELs and NOECs as reference points have been criticised since their values strongly depend on the experimental study design and do not represent true no effect levels. Hence, Benchmark Dose confidence Limits (BMDLs) for human and animal health and effect concentration (EC_x) for ecotoxicology have been proposed to take into account the whole dose or concentration–response curves, respectively (Azimonti et al., 2015; Beasley et al., 2015; EFSA Scientific Committee, 2017c). Recently, the suitability of single chemical regulatory values for protecting against combination effects has been tested. Combinations of 14 or 19 pollutants at their Environmental Quality Standards produced significant toxic effects in microalgae, daphnids, and fish and frog embryos at concentrations below their individual reference points (Carvalho et al., 2014).

The available considerations from various EU committees and panels and international experts suggest that empirical evidence demonstrating synergisms is scarce at dietary exposure levels in the **human health area** and that they cannot be predicted quantitatively on the basis of the toxicity of individual components (Boobis et al., 2011; ECETOC, 2012; SCHER, SCCS and SCENIHR, 2012; EFSA, 2013b).

In the **human health area**, other authors have proposed to derive extra uncertainty factors for interactions including an extra factor of 2 for biocidal mixtures (Backhaus et al., 2013). ECHA (2014, 2017) published guidance for biocidal products proposing that not only active substances in the mixture should be subjected to hazard assessment but also the co-formulants considered substances of concern, if present above or equal to 0.1% w/w. In this context, the ECHA guidance proposed that a deviation between dose addition predictions and measured combined toxicities by a factor of 5 or more should be regarded as synergistic/antagonistic and should be explicitly addressed in the assessment of combined exposure risks (ECHA, 2014, 2017).

For the **ecological area**, Cedergreen (2014) performed a systematic literature review for binary mixtures of three groups of environmentally relevant chemicals: pesticides (n = 194), metals (n = 21) and antifouling agents (n = 136), and found synergistic effects in 7%, 3% and 26% of cases, respectively. The author concluded from that review that true synergistic interactions between chemicals were rare, and often occurred at high concentrations with deviations from dose addition

rarely above a factor of 10 (Cedergreen, 2014). For pesticides, the combinations causing synergy were not random but included either cholinesterase inhibitors or azole fungicides in 95% of the described cases. Interactions (synergism and antagonism) may also occur due to indirect effects in the ecological context. An apparently higher impact than expected ('synergisms') may be observed as a result of the combined effects of different chemicals on different taxonomic groups and the indirect consequences on the structure and functioning of the ecosystem (SCHER, SCENIHR SCCS, 2012). For example, effects on a predator may induce indirect effects on a prey. It should be noted that ecological interactions related to combined exposures to multiple chemicals probably occur when there are direct effects of the chemicals such as mortality or effects on reproduction. In the ecological area, KEMI, (2015), van Broekhuizen et al. (2016) and Schreiner et al. (2016) proposed uncertainty factors of 5–17 to cover the large majority of potential co-exposures, as analyses of environmental data suggested that combined toxicity encountered in the environment is generally dominated by a limited number of chemicals (KEMI, 2015; van Broekhuizen et al., 2016; Schreiner et al., 2016).

2.3. Risk assessment approaches

The **whole mixture approach** is particularly relevant for mixtures whose composition is only partially known or difficult to characterise. The mixture is treated as a single entity, similar to single chemicals, and so requires dose–response information for the mixture of concern. In some instances, dose–response data might not be available for the mixture of concern itself, but may be obtained by read-across from **similar mixtures** (sometimes referred to as **sufficiently similar mixtures**). These are mixtures having the same chemicals but in slightly different proportions or having most chemicals in common and in highly similar proportions. Similar mixtures are expected to have similar fate, transport and (eco)toxicological effects as the mixture of concern (see Section 5.2). Application of the whole mixture approach can be facilitated by the identification of marker substances, which are readily measurable prevalent components of the mixture and therefore can be used in the exposure assessment and the dose–response analysis.

If the components of the mixture and their exposure levels are chemically defined, the **component-based approach** can be applied using exposure and hazard data of the individual components. These components are often organised into chemical **assessment groups** (including **cumulative assessment groups, Table 1**) using specific criteria. Criteria for grouping chemicals into assessment groups include physicochemical properties, hazard characteristics, exposure considerations are described in Section 3 (problem formulation). For chemicals in an assessment group, quantitative predictions of combined toxicity are derived from knowledge of the toxicity of the individual components, often using the dose addition model as a default. In principle, taking the simple example of chemical A and B, chemical A can be replaced by an equal fraction of an equi-effective dose (e.g. a NOAEL or BMDL) of chemical B, without diminishing the overall combined effect. This implies that every toxicant contributes to the combination effect in proportion to its dose and individual potency

Mechanistic concepts, such as mode of action, mechanism of action and the adverse outcome pathway, can play an important role when grouping chemicals into assessment groups. In human risk assessment, the **Mode of Action (MoA, Table 1)** uses key events that include key cytological and biochemical events, that is 'those that are both measurable and necessary to the observed effect – in a logical framework and does not imply full understanding of mechanism of action at the molecular level' (EFSA, 2013b).

In the ecological area, MoA has a similar interpretation as in the human and animal health area, but the available evidence on plausible sequences of key events for MoA classification is often weaker. An example is the classification of chemicals in four very rough MoA classes: (1) narcosis, (2) polar narcosis, (3) reactive chemicals and (4) specific toxicity (Verhaar et al., 1992; Segner, 2011). Beyond such basic distinctions, a suite of pragmatic approaches to grouping chemicals have been applied in ecotoxicology.

Related to the MoA concept, is the **Adverse Outcome Pathway (AOP)** concept, which is 'the mechanistic or predictive relationship between initial chemical–biological interactions and subsequent perturbations to cellular functions sufficient to elicit disruptions at higher levels of organisation, culminating in an adverse phenotypic outcome in an individual and population relevant to risk assessment' (Ankley et al., 2010). The AOP has potential applications in defining assessment groups but has so far found little practical application in risk assessment of combined exposure to multiple chemicals (EFSA, 2014c). Recently, the PPR panel of EFSA investigated the use of the AOP framework

to explore the biological plausibility of the epidemiological association between pesticide exposure and the risks of parkinsonian motor symptoms. Strong associations were found and two relevant qualitative AOPs were developed. The PPR panel concluded that AOP-informed Integrated Approaches to Testing and Assessment (IATA) for parkinsonian motor symptoms can also be used to investigate such effects for binary mixtures of pesticides (EFSA PPR Panel, 2017)

An important consideration in applying component-based approaches is whether and how to account for potential **interactions** between components. Interactions are defined as joint action between multiple chemicals that differ from dose addition or response addition categorised as less than additive (antagonism, inhibition, masking) or greater than additive' and are additive (synergism, potentiation).

The Scientific Committee recommends adoption of the mixture assessment concept of dose addition as a pragmatic and precautionary default assumption, unless there are indications that the alternative concept of response addition is more appropriate. Dose addition has been shown to be applicable to a wide range of endpoints and provides sound approximations of observed combination effects, while the competing concept of response addition often under-predicts observed mixture effects (Kortenkamp et al., 2009). Furthermore, the prediction differences between the two concepts rarely exceed an order of magnitude on the concentration axis, but are often much smaller. As derived theoretically and demonstrated by simulations with mixtures composed of 100 chemicals, the mixture effect concentrations anticipated by dose or concentration addition and independent action usually differ by a factor of 5 or less (Kortenkamp et al., 2012).

2.4. Tiering

This Guidance uses the principles of tiering described elsewhere (EFSA, 2008b; Meek et al., 2011; EFSA PPR Panel, 2013b; EFSA, 2013a; US EPA, 2007) for risk assessment of combined exposure to multiple chemicals.

Tiering principles allow for simple and conservative approaches at lower tiers, and more complex and precise approaches at higher tiers when needed. Appropriate application of tiering must exhibit lower uncertainty of the risk assessment results (the lower the uncertainty for risk assessment, the higher the tier), so that predictions made at the highest tier most closely resemble true exposures and impacts. This principle implies that an assessment can be concluded as soon as there is clarity on sufficient protection for the exposed population defined in the problem formulation. Alternatively, one progresses to risk management (e.g. introduction of risk mitigation measures) or a higher tier when clarity on sufficient protection is lacking. Generation of additional toxicity data, including relative potency, or exposure data can be necessary to progress to a higher tier. The assumptions applied in each tier must be specifically defined and refined with increasingly detailed data and approaches at higher tiers.

Because of the vast variety of problem formulations, approaches and data, the tiers applied in combined exposure risk assessment are not prescribed, e.g. by mapping data types or mixture models to tiers. Nor does the tiering principle imply that assessments necessarily proceed from lower to higher tiers. For example, in many assessments of regulated products, the tier(s) applied will be predetermined by the available data, the problem formulation and/or the regulatory context.

In practice, the tiers can be qualified as low, intermediate or high or using numerical attributes (0, 1, 2, 3, etc.). A low tier (tier 0) would typically describe a data poor situation, requiring conservative assumptions. At increasing tier levels (1, 2 and 3), more data become available, allowing assessments to become more accurate, with a better characterisation and of uncertainties and eventually decreasing uncertainty (see Figure 1), also making use whenever possible of probabilistic approaches including, bayesian methods. The tier applied is not necessarily symmetrical between exposure and hazard assessment or between the members of an assessment group, because availability of Exposure and effect data may vary and because of regulatory requirements under which the assessment is being performed. This needs to be addressed in the uncertainty analysis.

Application of dose addition requires a decision on the grouping of chemicals into one or more assessment groups which, according to the underlying theory, have a 'similar action' (Section 2.1). In the conceptually correct, ideal situation, the application of dose addition is restricted to toxicity data on the same endpoint and exposure route and duration (e.g. effects of multiple chemicals on one physiological process in toxicology). In practice, this criterion of similar action is often relaxed and the mixture components are grouped on more pragmatic grounds such as 'substances affecting the same

target organ', 'substances having a common adverse outcome', 'substances originating from the same source' or 'substances found in the same mixture'.

Tiering and grouping relate in the following way. At a lower tier, the analysis may begin with all components being grouped together, e.g. an exposure-driven grouping with neglect of modes of action. This approach is simple and conservative (assuming all components having a common adverse outcome', which is unlikely), particularly when the components are present in concentrations below their effect threshold, e.g. NOAEL, BMDL, HC₅ or NEL (when interaction are unlikely). If the outcome of the risk assessment shows sufficient protection for the exposed population, the simplified and conservative approach yields sufficient information to stop the assessment. If not, it can be considered to create subgroups of chemicals, for example based on a common adverse outcome. Grouping is discussed in more detail in Section 5.4.

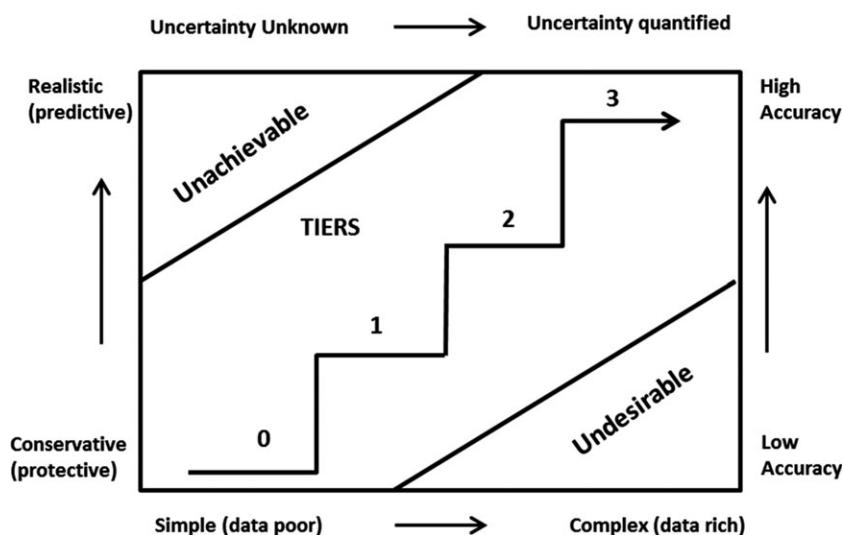


Figure 1: Tiering principles: relationships between tiers, data availability, uncertainty, accuracy and outcome of a risk assessment (from Solomon et al., 2008)

2.5. Existing guidance

The US EPA, WHO, OECD, EFSA, ECHA, and other national and international agencies have developed a number of guidance documents that deal explicitly with human health and/or ecological risk assessment of multiple chemicals (OECD, 2000; US EPA, 2007; EFSA, 2008b; Meek et al., 2011; OECD, 2011; EFSA CONTAM Panel, 2012; SCHER, SCCS and SCENIHR, 2012; EFSA, 2013b; EFSA PPR Panel, 2013b; ECHA, 2015; Bopp et al., 2015, 2016; Kienzler et al., 2016; Rotter et al., 2016; OECD, 2017a). Although terminology varies, all frameworks are based on the risk assessment paradigm and use the dose addition model as the default option for combined toxicity for environmental and dietary exposure levels, while also considering options for dealing with interactions. Internationally, the dose addition model is considered an acceptable conservative approach to support decision-making in the absence of more specific information in the risk assessment remit of the US EPA, the Agency for Toxic Substances and Disease Registry (ATSDR), WHO, the EU non-food Scientific committees, The UK Interdepartmental Group on Health Risks from Chemicals, the Norwegian Scientific Committee for Food Safety (VKM), OECD and EFSA. The available frameworks covering human, animal and ecological risk assessment are briefly summarised to highlight the most important overarching commonalities.

2.5.1. Human and animal health risk assessment

Early frameworks for risk assessment of combined exposure to multiple chemicals date back to publications of the US EPA, ATSDR, IGHRC and VKM (US EPA, 2000; ATSDR, 2004; IGHRC, 2008; VKM, 2008). These frameworks describe tools and decision trees, which provide guidance for dealing with multiple chemicals, based on the type of data available for the assessment. Reports of the EFSA PPR (EFSA, 2008b), the WHO/IPCS (Meek et al., 2011) and the BfR (Stein et al., 2014) propose tiered approaches, with simple deterministic (conservative/worst-case) assessments at lower tiers and more complex and quantitative probabilistic (and realistic) assessments at higher tiers.

Scientific advisory bodies have not developed specific frameworks for combined exposure risk assessment in animal health (farm and companion animals), but in practice, these mostly apply the principles of human risk assessment.

In the approaches presented by European Chemical Industry Council (CEFIC) (Price et al., 2012) and the EU non-food SC (SCHER, SCCS and SCENIHR, 2012), the tiered framework proposed by WHO/IPCS was combined with a stepwise decision tree to guide practitioners through the assessment steps. Early evaluation of the potential for exposure (before any consideration of hazard potential) was considered essential in determining next steps and the use of the concept of Threshold of Toxicological Concern (TTC) was suggested as a first tier for the hazard assessment step (SCHER, SCCS and SCENIHR, 2012).

A common feature of many frameworks is the use of assessment groups based on phenomenological effects at the target organ level for chemicals with similar MoAs (US EPA, 2007; EFSA, 2008b; SCHER, SCCS and SCENIHR, 2012; OECD, 2017a).

Risk characterisation is commonly performed through the calculation of risk metrics including Hazard Index (HI), Reference Point Index (RPI) or Margins of Exposure (MoEs). The commonality of these methods, despite differences in terms and details, is that the assessment consists of comparing the predicted exposure to a reference point or reference value. A lower tier (using conservative defaults) supports the conclusion that there is either no cause for concern or that there is insufficient assurance of protection. In any case, it is important that the strength of any conclusion is clearly communicated. The latter can lead to refinement of the analysis in a higher tier, incorporating further case-relevant data, grouping chemicals based on common phenomenological effects and more accurate models (Van Gestel et al., 2011; EFSA, 2013a; OECD, 2017a) or to risk reduction measures.

2.5.2. Ecological risk assessment

Early science-based frameworks date back to the US EPA (2003) framework for Cumulative Risk Assessment and to analyses of George et al. (2003), De Zwart and Posthuma (2005) and Posthuma et al. (2008). These frameworks are based on multi-disciplinary exchanges between human and ecological risk assessors. (see Ragas et al., 2010). Expanding on the existing knowledge and approaches, the Non-food Scientific Committees of the European Commission adopted a tiered framework for ecological risk assessment of multiple chemicals with the use of dose addition as the default assumption (SCHER, SCCS and SCENIHR, 2012). These committees furthermore concluded that the general principles used in human risk assessment of multiple chemicals also provide a sound basis to predict effects at individual and population level in ecological risk assessments. However, ecological risk assessments have to deal with an additional level of interaction. That is, combined effects of different chemicals can operate on different taxonomic groups, having both direct and indirect consequences on the structure and functioning of ecosystems, e.g. impacts on prey species may cause a 'synergistic' effect via indirect effects on their predators (SCHER, SCCS and SCENIHR, 2012). This concept is further discussed in the Opinion on New Challenges for Risk Assessment (SCHER, SCENIHR, SCCS, 2013).

EFSA has developed several scientific opinions and guidance documents dealing with pesticide residues and their effects on humans and organisms living in the environment. The combined effects of simultaneous exposures to several pesticide residues were first considered in relation to ecological risk assessments for birds and mammals (EFSA, 2009), and then in the context of risk assessment for pesticides on bees (EFSA PPR Panel, 2012a). Both these pieces of guidance apply dose addition as the concept of choice for combined toxicity and risk assessment, but do not draft details of the specific practical methods that should be applied.

This gap is filled in the Guidance on Tiered Risk Assessment for Plant Protection Products (PPP) for Aquatic Organisms in Edge-of-Field Surface Waters (EFSA PPR Panel, 2013a). A detailed tiered decision scheme is proposed based on checking data availability for exposure and effect assessments. It filters out situations in which combined exposure risk assessments are not necessary for decision support because a single chemical already dominates the overall effect. The guidance acknowledges the need for considering possible unacceptable effects that may arise due to chemicals already present in the environment, but methods for dealing with this issue are not developed in detail. Dose addition is the recommended default, i.e. Toxic Unit summation based on single chemical chronic toxicity data for the same endpoints within three taxonomic groups, i.e. algae, daphnids and fish. If experimental testing with the formulated product can be conducted, the guidance recommends comparing the results with the dose addition predictions. Comparisons between measured and predicted combined toxicity are recommended to decide on possible synergisms.

EFSA's Guidance on Effect Assessment of Pesticides on Sediment Organisms in Edge-of-Field Surface Waters (EFSA PPR Panel, 2015) builds on the principles developed in the Guidance for water dwelling organisms. It applies tiering principles to exposure assessment, by first adopting a screening approach in which 'worst case' maximum predicted environmental concentrations (PECs) are entered into the analysis, to be replaced by more detailed exposure assessments, if needed. Methods for validating the predicted combined toxicity by measurement are not recommended or elaborated, due to the practical difficulties of achieving this in sediment matrices. It is noted that the combined toxicity testing can be performed on whole effluents using the whole mixture approach or on each component of an assessment group and their combinations using a component-based approach.

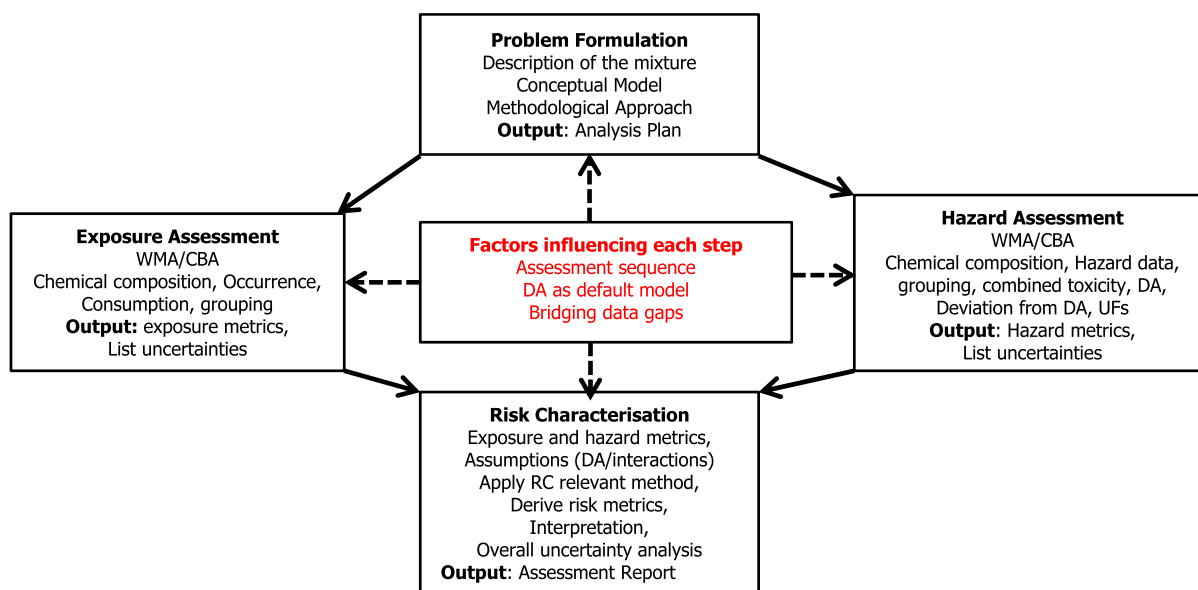
ECHA's Transitional Guidance on Biocidal Products (ECHA, 2014) advocates the use of dose addition and rejects independent action on the grounds of insufficient conservatism. It proposes screening steps to determine whether a combined exposure risk assessment is necessary, e.g. when exposure to components in biocidal products is unlikely, or when a product contains only one relevant active substance. A tiered assessment scheme is recommended, which begins with the summation of ratios of predicted environmental concentrations (PECs) and predicted no-effect concentrations (PNECs) at the lowest, most conservative tier. This simplified calculation approach encompasses some aggregations that have no meaningful scientific interpretation in terms of expected effects, as a consequence of the pragmatic mixing of toxicity endpoints, species and uncertainty factors in the aggregated PEC/PNEC ratios. However, it is applied as an efficient conservative approach, i.e. to enable stopping the assessment if the summed PEC/PNEC ratio is < 1 . If not, this is followed by more refined forms of toxic unit summation, in which ecologically meaningful approaches replace the simplified approaches. At the final, highest tier, experimental testing of the combinations of multiple chemicals of concern is proposed (ECHA, 2015).

2.6. Harmonised overarching framework

Figure 2 summarises the proposed harmonised framework for human, animal and ecological risk assessment of combined exposure to multiple chemicals. It consists of problem formulation and the risk assessment steps, namely exposure assessment, hazard assessment and risk characterisation (European Commission, 2002; US EPA, 2007; WHO, 2009; Ragas et al., 2010; Van Gestel et al., 2011). Some aspects require specific attention in all steps of the risk assessment.

The problem formulation step is an iterative process between risk assessors and risk managers, describing the risk assessment questions and their context to identify those items of hazard, exposure or risk associated with a chemical that are relevant to potential risk management decisions (WHO, 2009). The problem formulation step takes on particular importance in the context of combined exposure to multiple chemicals because the demarcation of the problem (e.g. the exposure routes and chemical substances to be included) is more complex than for single chemical substances (Section 3).

The harmonised framework can be applied in a tiered manner. The tiers are implemented in this framework to avoid unnecessary expenditure of resources by offering the possibility of concluding the analysis on the basis of crude and simple assumptions about exposures and hazards when the outcome of the assessment is judged to be sufficiently protective in the context of the problem formulation, as described above.



Central in red are specific aspects required for risk assessment of combined exposure to multiple chemicals; these factors require attention and/or decisions for all assessment steps in an iterative way. WMA: whole mixture approach; CBA: component-based approach; UF: Uncertainty factors; RC: risk characterisation; DA: dose addition.

Figure 2: Overarching framework for human, animal and ecological risk assessment of combined exposure to multiple chemicals with characterisation of specific mixture aspects and inputs and outputs for each step

The different steps of the risk assessment framework are elaborated and discussed in more detail in the following sections of this document, including practical stepwise approaches and iterations to support implementation of the guidance:

- problem formulation (Section 3)
- exposure assessment (Section 4)
- hazard assessment (Section 5)
- risk characterisation (Section 6).

The specific aspects of risk assessments of combined exposure to multiple chemicals that have a bearing on several of the risk assessment steps are discussed below with a focus on EFSA's food safety context.

2.6.1. Assessment sequence

After the problem formulation, it is possible to first pursue either the exposure or the hazard assessment steps, or both of these steps in parallel. There is no *a priori* or scientific reason to start with either of the two assessment steps and a decision should be driven by the context and problem formulation. In some cases, quantitative exposure assessment may be easier to conduct (given an exploration of available data in the context of the problem formulation), when it is first established whether the assessment problem indeed implies relevant co-exposures to multiple chemicals within a relevant time frame. In other cases, the assessor could start with the hazard assessment to see whether the chemicals under consideration exhibit a common toxicity profile that might lead to combination effects. Iteration between exposure assessment and hazard assessment will be necessary to ensure that common dose metrics are used, for example if one chemical substance is used as a marker of a whole mixture, or if relative potency factors (RPFs) are established.

2.6.2. Dose addition as the default model

As noted in Section 2.2, the two commonly applied component-based assessment concepts are similar action (with the associated assessment approach of dose addition) and independent action (with the associated assessment approach of response addition). For two chemicals, both concepts often provide equally sound approximations of observed combined effects. For multiple chemicals, the

two models often predict combined toxicities of differing strength, with varying (dis)similarity to observed combined effects (Faust et al., 2001, 2003; Altenburger et al., 2005; Jonker et al., 2005). Dose addition usually produces the most conservative prediction, and therefore this approach is preferred in decision-making processes in the context of health or environmental protection, and selected as the default model. The practical advantage of applying dose addition as default is that it can be readily applied by comparing exposure doses or concentrations with reference values derived from toxicity data (such as no effect or effect concentrations) often available in public databases. In contrast, the use of response addition requires knowledge on the precise effect magnitude that each component would provoke if present individually at the concentration found in the mixture. This information is only accessible through comprehensive dose–response analysis of each mixture component. Such data are not readily available in practice, neither for human nor ecological assessments. Dose addition is therefore adopted as the default assessment approach, unless there is evidence that response addition is more appropriate and the necessary data to apply response addition are available or can be easily gathered (SCHER, SCCS and SCENIHR, 2012; EFSA, 2013b).

2.6.3. Bridging data gaps

Data gaps may be highly variable across problem formulations, and – for combined exposure to multiple chemicals – across chemicals within an assessment group. They may pertain to missing data on exposure or on hazards, and the gaps may pertain to few or many chemicals in the assessment. Methods developed for single chemical assessments can be applied to bridge data gaps, such as *in silico* models and read-across based prediction of hazard characteristics of chemical(s). While applying a weight of evidence approach, these methods, can reinforce the assessment and help in decisions to attribute chemicals to common assessment groups. The suite of methods to fill data gaps is not specific to combined exposure risk assessments (and are therefore not described here), apart from the element of filling data gaps relevant for grouping, i.e. to make evaluations of the MoA assumptions.

The set of assumptions, including approaches to fill data gaps, gives rise to specific uncertainties in combined exposure risk assessments, warranting specific attention to avoid potential interpretation pitfalls. For example, when hazard data gaps are bridged by a conservative approach, or when large uncertainty factors are applied to lowest observed effect levels to derive a reference value, the results of the risk assessment may result in (extremely) high values for the aggregated risk metrics. For example, the summed PEC/PNEC ratio may have values > 1,000, which – at first sight – might be interpreted as being indicative for extremely risky combined exposures. Therefore, combined exposure risk assessment outcomes should always be scrutinised for interpretation bias, especially by evaluating the identities of and underlying data for chemicals that contributed most to such high risk characterisation values. Situations under which the high value is attributable to chemicals for which the hazard assessment is based on a low tier assessment, with the use of a large assessment factor because of lack of chemical-specific data, the final outcome should be interpreted as an indication of lack of knowledge, which can either be used for a risk management decision or for collecting additional data to feed into a higher tier (Price et al., 2009). A refined interpretation needs to state whether the outcome is interpreted as evidence for insufficient protection or as uncertainty caused by data gaps. The chemicals for which the latter holds should be identified to avoid the derivation of biased conclusions.

3. Problem formulation

3.1. General considerations

Problem formulation is an iterative process involving exchange and acceptance between risk assessors and the originator of the request (in EFSA's context most often risk managers) during which the need for, and the extent of, a risk assessment are determined (EFSA Scientific Committee, 2017a). In the context of risk assessment of combined exposure to multiple chemicals, it involves the generation of a conceptual model that describes the sources of the combined exposure, the exposure pathways, the populations and life stages exposed, the endpoints to be considered, and their relationships (EFSA PPR Panel, 2014). In the design of the conceptual model, assessors need to take the regulatory context into account to provide fit for purpose advice. The outcome of the problem formulation is an analysis plan describing how to proceed with the assessment, and may include aspects such as specification of the study design, methodology, data requirements and uncertainty analysis (EFSA, 2015b).

The implementation of a problem formulation step within the context of combined exposure to multiple chemicals has been thoroughly discussed by a number of scientific bodies including WHO, US EPA, Joint Research Centre of the European Commission and the OECD (US EPA, 2007; WHO/IPCS, 2009; Meek et al., 2011; OECD, 2011, 2018; SCHER, SCENIHR, SCCS, 2012; EFSA, 2013b; Meek, 2013; Bopp et al., 2015; Solomon et al., 2016; EFSA Scientific Committee, 2017a,b,c). The reader is referred to the cited references for a comprehensive overview.

Key issues to be considered in the problem formulation for risk assessment of combined exposures, including the development of the conceptual model and the analysis plan, are shown in Table 2 (see also OECD, 2018). Other aspects of the problem formulation, including selection of relevant endpoints is generally similar to the approach that would be taken for single chemicals, unless otherwise defined in the risk assessment request.

Table 2: Key issues to be considered in the problem formulation that are specific for risk assessment of combined exposure to multiple chemicals

Issues	Examples
On the basis of the assessment process:	
Is combined exposure assessment warranted?	Co-exposure and combined effects are likely based on available data. The regulatory context stipulates (or not) risk assessment of combined exposure to multiple chemicals
Characterisation of the mixture	Origin: e.g. regulatory product, contaminant, production process or emission sources Composition: e.g. chemical space, components, stability (does the composition of the mixture change over time), variability (batch-to-batch differences) Reactivity
Whole mixture and/or component-based approach?	<i>Whole mixture:</i> e.g. an essential oil, for which not all components have been chemically identified <i>Component-based:</i> e.g. pesticide residues with potential for co-exposure
On the conceptual model:	
Approach to exposure assessment	Availability of data on components of the mixture or on a marker substance for the whole mixture
On grouping of chemicals:	
Criteria for inclusion in the assessment group?	Similar origin, similar Mode of Action (MoA), same target organ, co-exposure
What to do with chemicals belonging to different groups?	Consider applying response addition
On risk characterisation:	
What risk metrics to use?	Margin of Exposure, hazard or risk quotient

One of the first issues to be addressed is to decide, in an exchange and agreement with the originator of the request (most often risk managers), whether a combined exposure assessment is warranted and, if so, which chemicals should be considered together. This is sometimes referred to as the 'gatekeeper' step (Solomon et al., 2016). This step can be based on the likelihood that chemicals co-occur in the scenario that is the topic of the assessment. With product-oriented assessments, the question might be limited to defining the chemical space to be covered, listing the chemicals that constitute a product, although it might also be appropriate to consider other relevant chemical substances used in different frameworks (e.g. biocides, pesticides, contaminants, cosmetics, etc.). If co-occurrence/co-exposure within a relevant time frame is unlikely, based on an initial assessment of the available data, a combined exposure assessment can be considered redundant. In the context of EFSA's responsibilities, the gatekeeper step has often been conducted by the European Commission in consultation with experts from Member States, before a request for the risk assessment is sent to EFSA.

Another important issue to be addressed during the problem formulation is whether a whole mixture approach, a component-based approach or a combination of both approaches will be followed. In general, the Scientific Committee recommends the component-based approach as the preferred option if the components are characterised analytically and sufficient exposure and toxicity data (reference points

and reference values) on the mixture components are available. This recommendation particularly applies to regulated products and contaminants in the human and animal health area. In the ecological area, depending on the context, the whole mixture approach may be more appropriate, e.g. formulated products or whole effluents (EFSA PPR, 2013b). This requires an initial assessment of the available information on mixture characteristics and composition (e.g. based on structural and analytical chemistry data) as well as of the available effect data. Due to the diversity in potential assessment questions and types of information needed to answer the questions, this Guidance does not specify the preferred characterisation level of mixtures to apply component-based approaches. This should be assessed on a case-by-case basis depending on the information at hand or information that can be generated readily.

A whole mixture approach is the preferred option for mixtures that are insufficiently chemically defined to apply a component-based approach. In this context, the number of chemical substances or the complexity of the mixture is not a sufficient nor necessary reason for choosing between a whole mixture and component-based approach. A component-based approach should be adopted if sufficient exposure and effect data are available on the components governing its toxicity. However, a mixture consisting of a few components may be assessed following a whole mixture approach if interaction between the components is considered likely and toxicity data are available.

A combination of component-based and whole mixture risk assessment approaches may be considered in some circumstances, e.g. if a mixture is poorly defined but known to contain some components of concern, such as genotoxic substances (EFSA Scientific Committee, 2019). Furthermore, in subsequent tiers of a whole mixture approach, information on components in the mixture may become available, which allows for component-based approaches to be applied.

As a final step in the problem formulation, an analysis plan is generated (OECD, 2018), which includes: (1) the specific question to address; (2) the rationale for selecting specific pathways/chemicals and excluding others (conceptual model); (3) the design of the assessment (e.g. order of the assessment steps); (4) the description of data/methods/models to be used in the analyses and assessment steps (including uncertainty and intended outputs of the assessment, e.g. exposure, hazard and risk metrics for risk characterisation) and including tiering principles and decision points; (5) approach to evaluate the uncertainties in the assessment resulting from data gaps and limitations; (6) plans for stakeholder consultation and peer review; and (7) value of additional data collection. For specific EFSA methodologies, dealing with problem formulation and the analysis plan, the reader is referred to Section 3.2.

It is stressed that problem formulation is an iterative process and needs to be refined as relevant data are identified and evaluated, and key data gaps emerge during the process of a risk assessment of combined exposure to multiple chemicals. This in principle could include identification of a need for combined exposure risk assessment in the course of risk assessment of a single chemical substance.

3.2. Problem formulation under EFSA's remit

Many of the types of assessments relevant to EFSA are described within the specific legislation of a food or feed safety area (e.g. regulated products) and are dealt with in guidance documents published by EFSA panels or the Scientific Committee. In the context of EFSA's work, problem formulation is usually outlined in the Terms of Reference (ToR) provided by risk managers from the European Commission. The ToR contextualises the problem formulation for a specific risk assessment, which is often refined through a dialogue between risk managers and risk assessors to clarify the scope of the requested risk assessment (EFSA, 2015c). The exact question to be addressed is then described within EFSA opinions in the 'Interpretation of the Terms of Reference section'.

Three broad categories of risk assessments performed by EFSA could potentially require consideration of combined exposure to multiple chemicals:

Regulated products: This relates to the evaluation of regulated products proposed to enter the market already on the market, or that have been removed from the market for which important new data have emerged. In some instances, these require combined exposure risk assessments. For pesticides and feed additives, human risk assessment is also performed for operators, workers, bystanders and residents considering multiple routes of exposure (aggregate exposure assessment). However, aggregate exposure assessment is not the focus of the current Guidance (see Section 1.2). Risk assessment of combined exposure to multiple novel food ingredients or traditional foods may also be performed for the human health area, when relevant, in the context of the novel food regulation (EU) 2283/2015 (EFSA NDA Panel, 2016).

Contaminants in the food and feed chain: For human and animal risk assessment, these include environmental contaminants (e.g. brominated flame retardants, dioxins, heavy metals), chemical substances resulting from food and/or feed processing and natural toxins produced as undesirable substances in food and feed by plants, fungi and other microorganisms (e.g. alkaloids, mycotoxins, marine biotoxins).

Chemicals under the remit of more than one panel are evaluated by the Scientific Committee of EFSA. So far, the Scientific Committee has not been asked to consider risk assessment of combined exposure to multiple chemicals.

3.3. Grouping chemicals into assessment groups

Setting up assessment groups can be based on the pragmatic aspects from the regulatory domain, from co-occurrence data or from common properties, as described in Table 3. The specific approach to be used for grouping will be determined by the context of the assessment and the problem formulation. The approach taken can also be a combination of the different approaches mentioned below, for example grouping based on a MoA combined with kinetic considerations (grouping chemicals that affect a common target and that have similar kinetics). Guidelines for grouping are available from ECHA (<http://echa.europa.eu/support/grouping-of-substances-and-read-across>) and OECD (2018).

Table 3: Examples of approaches for grouping chemicals into assessment groups

Grouping approach	Overarching common feature	Example	Comments
Common regulatory domain	Regulatory requirements	Biocides, pesticides, food additives, flavourings	
Common source	Exposure	Multiple biocidal and pesticidal active substances in a formulation, feed and drinking water contaminants	A lower-tier method when assessing the common occurrence for specific exposure scenarios
Environmental media	Exposure	Exposure through presence in common medium (e.g. river, soil)	Grouping driven by common exposure through a particular medium
Common functional group(s)	Common toxophore	Aldehyde, epoxide, ester, specific metal ion	
Common constituents or chemical classes, similar carbon range numbers	Physicochemical characteristics	Substances of unknown or variable composition, complex reaction products or biological material (UVCB substances)	Frequently used with poorly defined mixtures
Groups of chemicals with incremental or constant change across the category	Physicochemical characteristics	Mixtures of polyolefins	For example, a chain-length category or boiling point range
Common breakdown products	Physicochemical characteristics	Related chemicals such as acid/ester/salt	Likelihood of common bioactive breakdown products via physical or biological processes that result in structurally similar chemicals
Common 'critical' target organ(s)	Toxicological or biological properties	Cumulative assessment groups used for pesticides	EFSA, 2013 (EFSA PPR Panel, 2013b)
Common MoA or AOP	Toxicological or biological properties	Acetylcholine esterase inhibitors, AhR agonists, metabolism to similar bioactive metabolite(s)	Chemicals acting via same pathways that converge to common molecular target (US EPA 2007, 2016; OECD, 2017b)

MoA: Mode of Action; AOP: Adverse Outcome Pathways; UVCB: Substances of unknown or variable composition, complex reaction products or biological materials; AhR: Aryl hydrocarbon.

3.3.1. Grouping based on regulatory criteria

Grouping of chemicals into assessment groups may be legally required for chemicals that belong to a common regulatory domain (e.g. biocides, pesticides). In such instances, the assessment group will often be defined in the ToR.

3.3.2. Grouping based on exposure

Exposure can be used to group chemicals that occur together in a common source. For example, this can be a first step in an evaluation of the combined toxicity of different active substances and co-formulants in the same biocide or pesticide formulations. It can also be relevant when assessments require analysis of the effects of groups of chemicals in a particular source/environmental media or an ecological receptor.

3.3.3. Grouping based on physicochemical similarities

Grouping can be applied to co-occurring chemicals with similar chemical structures and similar steric and physicochemical properties. These can include common functional group(s) (e.g. aldehyde, epoxide, ester, specific metal ion), similar structures (e.g. dioxins, phthalates) or similar carbon range numbers (e.g. mineral oils). Further refinements can be made by developing subgroups based on the nature of the chemical reactions (e.g. a specific electrophilic reaction mechanism leading to protein adduct formation) or providing common structural alerts. Grouping can also be based on formation of metabolites/degradation products with physicochemical similarities. Tools such as the OECD (Q)SAR Application Toolbox can be used for this purpose.

3.3.4. Grouping based on biological or toxicological effects

MoA and AOP data ideally provide a strong scientific basis to group chemicals, but all chemical substances acting via a common MoA are not necessarily included in an assessment group. For example, including all chemicals that act via a specific target molecule would make the assessment unnecessarily resource intensive if there is evidence that some will not contribute to the combined effects based on exposure and potency considerations. As MoA and AOP data are rarely available, risk assessors rely often on toxicity studies in test species to group chemicals using less specific data (e.g. target organ, mortality, growth, reproduction). Dose addition modelling may then be applied to assess combined toxicity, as recommended by EFSA's PPR Panel (2013b). MoA and AOP data are most likely to be applied and required at a higher tier.

In addition to toxicological similarities, chemicals may also be **grouped into assessment groups using toxicokinetic similarities**. These can include common metabolic routes (e.g. oxidation, hydrolysis, specific phase I enzymes; e.g. cytochrome P450 (CYP) isoform) or phase II enzymes (e.g. glucuronosyl-transferases (EFSA, 2013a)), fast or slow elimination (e.g. clearance, half-life, elimination rate, bioconcentration factor) or common bioactive or toxic metabolites. In these cases, the possibility of metabolic interactions should also be addressed while investigating changes in toxicokinetic (TK) parameters or physiologically-based kinetic (PBK) modelling (Haddad et al., 2001; Cheng and Bois, 2011; Quignot et al., 2018).

3.4. Guidance on problem formulation

Figure 3 summarises the iterative stepwise approach for problem formulation as follows:

Step 1. Description of the mixture

One of the first questions to address in the problem formulation in communication and agreement with risk managers is whether a combined exposure assessment is required and, if so, which chemicals should be considered together. In other words, does the problem formulation or the ToR from the requestor specify that a combined exposure risk assessment is required? Are the multiple chemicals or the whole mixture poorly or well defined? For a well-defined mixture, the components should be listed and quantified. For a poorly defined mixture, describe what is known about its composition, based on e.g. the production or manufacturing process (if applicable), any compositional data, the stability and the specifications (if applicable) of the mixture. How constant is the mixture composition (i.e. stability over time and variability of the whole mixture or its individual components from different batches, production processes or in different environmental matrices)? Is the exposed population directly

exposed to a specific mixture or is the exposure pathway between source and exposed population complex? Is hazard information available on the mixture of concern, its components or is there information on a similar mixture that could be used as proxy for the mixture of concern? Are any of the individual chemical components of the whole mixture or assessment group subject to an existing risk assessment and/or legal restriction?

Are co-exposure and potential combined effects likely based on an initial assessment of the problem formulation, (preliminary) conceptual model and available data? If so, proceed with the risk assessment.

Step 2. Conceptual model

The next step of the problem formulation is the development of the conceptual model to frame the risk assessment. This can include identification of:

- a) the origins/sources of the chemicals involved in the assessment;
- b) the pathways along which those chemicals are transferred from the source to the target organism(s) or ecological receptors (species of ecological relevance or ecosystem);
- c) the temporal exposure pattern;
- d) the human (sub)population(s), animal species or ecological receptor.

The conceptual model is the basis for deriving the data needs and the specific approaches for the subsequent assessment steps. It is also the basis for the assessment plan, including a literature and data search strategy, and for the mathematical formulations of the models involved in the exposure and hazard assessment steps which are directly derived from the source–pathway–receptor combinations shown in the conceptual model.

When the combined exposure assessment is performed under a specific regulatory framework (e.g. a Commission Regulation within EFSA's remit) or the combined exposure scenario is otherwise defined, the ToR may already predefine the (sub)population/taxa/species of concern, the co-exposure scenario (acute, chronic) and the whole mixture or known components. In this case, consider if additional chemicals should be included in the combined exposure assessment. This may require a dialogue between risk assessors and risk managers. Any choices made (e.g. to take background contamination into account or not) should be made explicit in the analysis plan and ultimate risk assessment report.

Step 3. Methodological approach

Here, the methodological approach for the combined exposure risk assessment is defined, based on an overview of the available exposure and toxicological data and exploration of the assessment options. The outcomes of this exploration lead to a decision on using a whole mixture and/or a component-based approach, which is a major determinant of approaches to be subsequently used. A key consideration is the extent to which the components of the combined exposure are unknown or toxicologically uncharacterised, and whether the composition is expected to vary over time, e.g. with different batches or production methods, or in the environment. If a component-based approach is adopted, then this step may also include initial consideration of the chemicals to be included in an assessment group (see Section 5.3). It is also possible that a combined exposure risk assessment evolves from a whole mixture approach to an approach involving known chemicals, when the first assessment outcome suggests insufficient assurance of protection, and increasingly identifies chemicals causing this. Partial identification of the chemicals results then in a shift from a whole mixture to a mixed approach with whole mixture and component-based approach, with increasingly specific information on the relative importance of specific chemicals.

The outcomes of the exploration of the conceptual model, approaches and data also help to decide to go first to either the hazard assessment step, the exposure assessment step, or to proceed with both in parallel making sure that the metrics of exposure and hazard assessment are matched.

Step 4. Analysis Plan

The outcome of the problem formulation is an analysis plan that encompasses the ToR (when applicable), the conceptual model, the strategy for the risk assessment, the initial tiers, the decision points to conclude the assessment when information to support decision-making is considered sufficient, the (probable) approaches and data needs or even a testing strategy when more refined and accurate tiers are triggered, the decisions taken on the context of the assessment and the anticipated approach to interpretation and communication of the risk assessment outcome. The analysis plan may be revisited and revised during the course of the assessment in an iterative manner.

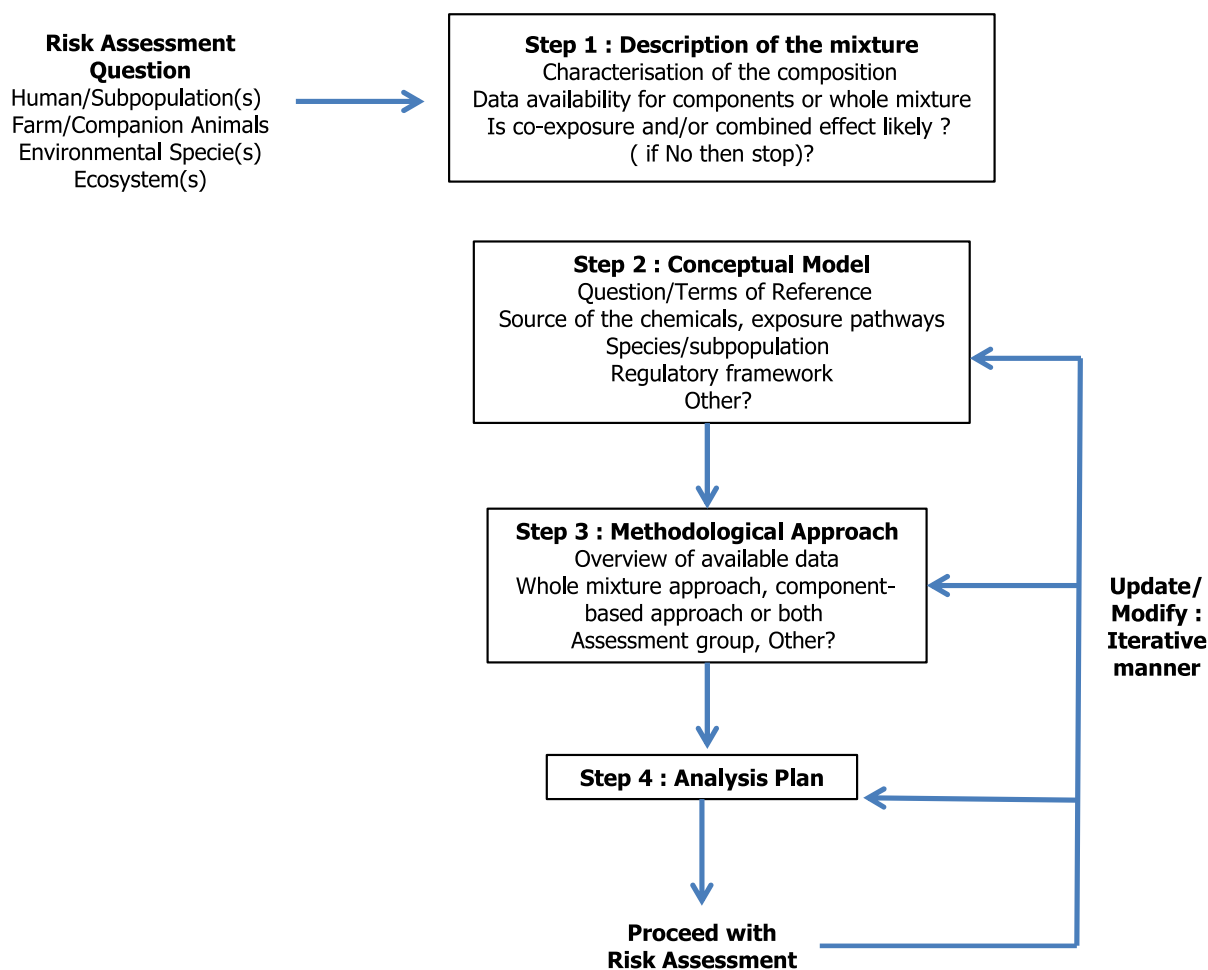


Figure 3: Problem formulation for human health, animal health and ecological risk assessment of combined exposure to multiple chemicals

4. Exposure assessment

4.1. General considerations

The purpose of the exposure assessment is to provide exposure metrics to be used in the risk characterisation part of the assessment. In performing such an exposure assessment, questions related to the source(s), exposure pathway(s), exposed population(s), variation of doses over the exposed population(s) and time, and the uncertainty in the exposure estimates should be addressed. While an assessment of combined exposure to multiple chemicals generally uses similar concepts and methods as an assessment for individual chemicals, there are additional issues to consider that are unique to combined exposures. As a result of these issues, the risk assessment of combined exposures can differ from single chemical assessments.

Figure 4 illustrates how the principles of tiering are applied in exposure assessment. While the principles of tiering are used for single chemical substance and combined exposure assessments, there are differences. For combined exposures, the correlation of doses across the assessed chemicals is now part of the refinement addressed by the tiers. At a low tier, a component-based approach might assume that an individual might be exposed to an upper bound estimate of exposure for each chemical as a conservative approach. At higher tiers, real correlations of chemical-specific doses for the exposed individuals can be determined using (bio)monitoring, modelling data as well as exposure studies for specific scenarios.

The selection of the tier and the specific approach that are used in the initial stage of the exposure assessment depends on the legal framework along with the data, time and resources available. It can often be the case that the Occurrence and Consumption tiers do not match, and the availability of

occurrence data can also differ for components of an assessment group. In these cases, attribution of values from one tier to another tier may be needed along with other pooling techniques. The information (tier) used to estimate exposure will strongly influence the outcome, which could vary by orders of magnitudes from tier-to-tier. The added uncertainty from combining such information for multiple chemical substances needs to be captured in the uncertainty analysis.

Tier	Occurrence data	Consumption data	Exposure estimate
0	Default Values, Permitted Levels	Default Values, Portion Sizes	Semi-Quantitative Point estimates
1	Modelled and Experimental Data	Food Balance Sheet Food Basket	Deterministic
2	Monitoring Surveys	Summary Statistics	Semi-Probabilistic
3	Individual Co-Occurrence data	Individual data	Probabilistic

Note: Occurrence and consumption data ranges from default values (tier 0) to individual co-occurrence data and individual data, respectively (tier 3), and consequently, exposure estimates range from semi-quantitative point estimates (tier 0) to probabilistic (tier 3). Occurrence and consumption tiers do not necessarily match.

Figure 4: Examples of tiers in exposure assessments

In the human and animal health area, dietary exposure is typically obtained by combining occurrence data of the chemicals in food or feed with consumption data for those items. Available tools for assessment of human dietary exposure have been reviewed by EFSA (2011). Additional tools that were developed after this review include EFSA's guidance on the use of probabilistic methodology for modelling dietary exposure to pesticide residues (EFSA PPR Panel, 2012b), the EFSA pesticide residue intake model (PRIMo) (EFSA, 2018a,b), the Food Additives Intake Model (FAIM) and the Feed Additive Consumer Exposure (FACE) calculator. For the animal health area, feed consumption values for farm and companion animals have been recently published by the FEEDAP panel (EFSA FEEDAP Panel, 2017b).

Exposure assessment in the ecological area is usually less complex than in the human and animal health area, as the population, species or community under assessment often is assumed to be in continuous contact with the exposure medium, e.g. fish living in polluted waters. In other cases, the exposure may be transient as the polluted water (e.g. a single discharge) passes through, as the pollutant degrades or is sorbed, or as the exposed species (bird, bee, mammal, etc.) moves from one location to another. Occurrence data, i.e. the concentration(s) in the dominant exposure medium, may often be used as a metric for exposure. In lieu of measured concentration data, the occurrence of chemical substances in the environmental media is often predicted based on emission data using fate models (Di Guardo et al., 2018). Alternatively, conservative occurrence concentrations can be estimated assuming that all released chemical substances reach the environment medium with no diminution by absorption, degradation or other physical or chemical processes.

So different exposure metrics are used in human/animal and ecological risk assessment and are usually dose and concentration, respectively. For humans and animals, exposure estimates are usually expressed as a dose on a body-weight basis within a relevant timeframe for the (sub)populations of interest, e.g. mg substance per kg body weight per day (EFSA Scientific Committee, 2012a). For the ecological area, the concentration of the substance in the environmental medium (water, sediment or soil, air) is generally used as a metric for exposure.

The internal dose, obtained through the use of biomonitoring data and/or TK models although rarely available has the potential to be used in higher tier risk characterisation (see Section 6.3)

(SCHER, SCCS and SCENIHR, 2012). For example, human biomonitoring (HBM) for a range of multiple chemicals is being investigated in Europe with a number of monitoring programmes in Member States and through the Horizon 2020 project HBM4EU for a range of regulated chemical substances (post-market) and contaminants (Bopp et al., 2018). For the animal health and the ecological area, biomonitoring data are mostly available for farm animals and wild fish, respectively. In the ecological area, using internal dose and total body burden can be complex because the diversity of species and associated species-specific traits such as TK differences (EFSA Scientific Committee, 2016a).

Compared with the exposure assessment of single chemicals, the assessment of combined exposures is typically more complex. The central question is whether co-exposure is likely within the timeframe considered, and how this co-exposure can be adequately quantified. Co-exposure can be caused by co-occurrence (i.e. the presence of multiple chemical substances in the same exposure medium within the time frame considered) and by co-incidence (i.e. exposure to multiple exposure media within the timeframe considered, each containing one or multiple chemical substances of concern). Co-occurrence of chemicals in a particular exposure medium may vary both in space and time, which is further discussed in Sections 4.2 and 4.3. Co-incidence is mainly relevant in the human and animal health area. An example is exposure to a combination of different pesticide residues present in different food products which are consumed together. This co-incidence is typically captured by combining consumption (and occurrence) data of different food products. Exposure studies and/or biomonitoring studies designed to explore specific scenarios can be helpful. Like with single chemical substances, correlations between the consumption of different food products are of importance. For example, if the consumption of two food products is negatively correlated (e.g. fish and meat), co-exposure will be much less likely than if it is positively correlated (e.g. meat and vegetables). Ignoring negative correlations in occurrence results in an overestimation of the co-exposure, whereas ignoring positive correlations results in underestimation. These correlations are of particular relevance for combined exposure assessment because of the many chemical substances and exposure media involved. With many correlated parameters, a default assumption of independence will result in a bias towards assessing a situation as if average exposure occurs. Ignoring correlations can so result in a failure of identifying high exposure situations and here, probabilistic approaches may prove useful to identify such situations and correct such bias.

In the ecological area, the situation is different as it is often assumed that organisms are in continuous contact with the exposure medium, e.g. water, sediment or soil. Hence, the assessment generally focuses on co-occurrence, and co-incidence is less frequently addressed. An exception applies to spatially and temporally varying exposures such as for mobile organisms and organisms experiencing combined exposures to multiple chemicals in 'mobile' compartments, such as surface water (rivers). These organisms may be exposed to different exposure media or pulse exposure with varying chemical levels as the organisms or water masses move through space (Loos et al., 2010).

It is recommended that panels and other expert bodies continue to use the exposure assessment approaches originally developed for single chemical substances to estimate combined exposure to multiple chemicals. However, when assessing combined exposure, specific attention should be paid to the likelihood of co-exposure, i.e. co-occurrence data, co-incidence data and their mutual correlations.

4.2. Whole mixture approach

Application of a whole mixture approach implies availability of toxicity data on the whole mixture of concern or a sufficiently similar mixture. The metric used for quantifying exposure should match that used for toxicity. This requires coordination between exposure and effect assessors.

Whole mixture approaches are usually limited to assessments in which there is direct exposure to the mixture by a single route of exposure. This is because when the exposure pathway for a whole mixture is complex, individual components tend to separate and the exposed organisms or populations may be exposed to only a few components and the ratios of the components could change as well. As a result, the hazard characteristics of their exposures are likely to differ from that of the whole mixture. For example, a whole mixture approach may be appropriate for multiple contaminants in a food item, but not for a plant protection formulation in which formulation components such as solvents or surfactants would not be expected to persist in the diet in the same way as the active ingredient.

Different methods are available to quantify the exposure to a whole mixture. The suitability of these approaches depends on the availability of knowledge on the whole mixture, i.e. data on composition and occurrence, and the variability and stability. In the most extreme case, composition and occurrence data are completely lacking and a sample of the mixture of concern (which can be the

mixture as it is added to a food product, but also an environmental sample) is directly tested in the laboratory for toxicity. These toxicity tests will typically be performed at different dilution and/or concentration levels of the sample. In such cases, toxic potency can be expressed as the dilution or concentration factor needed to reach a toxicity benchmark such as the LD₅₀, LC₅₀ or NOEC. This means the exposure must also be expressed in a dilution (or concentration) factor, i.e. how many times is the mixture of concern diluted before exposure takes place? Risk can subsequently be quantified as the inverse of the ratio between both dilution (or concentration) factors. This approach is based on the assumption that the mixture composition (i.e. the relative concentration ratios between the mixture components) remains the same during the dilution process. This assumption will hold for the assessment of simple and swift processes such as the dilution of effluent in surface water, or the addition of a food additive to the diet, but may be inadequate if preferential processes such as absorption and degradation act differently on the various mixture components. The potential influence of such processes should always be critically assessed when applying a whole mixture approach.

As an alternative for dilution or concentration factors, the total mass of the mixture components may be used as an exposure and effect metric. This is an option if the mixture of concern is available in its pure form or if its components can be extracted from the environmental or test medium. Alternatively, occurrence values for the whole mixture may be estimated by using the concept of a marker substance. This concept is particularly useful when the composition of the mixture is only partially defined or when occurrence data are not available for all components of the mixture. In these cases, one or more marker substances are selected if possible. Total concentrations of the marker substances are then used as a proxy for the whole mixture concentration. As the marker substances will only constitute a part of the mixture of concern, occurrence data obtained for the marker substances may need to be adjusted by an additional correction factor to account for potential variability in the composition.

As a final option, occurrence data for mixtures from similar sources, use patterns, environmental fate, toxicokinetics in the organism or physicochemical properties (including molecular weight, water solubility, density, vapour pressure, organic carbon and octanol/water partition coefficient, melting and boiling points) may be used as a proxy to estimate exposure for the mixture of concern. This approach requires explicit description of assumptions made, as those will contribute to the uncertainties of the risk assessment.

4.3. Component-based approach

As opposed to the whole mixture approach, a component-based exposure assessment accounts for the variability of the mixture's composition in the different exposure media and, when applicable, the (eco)toxicological potency of the individual components which are defined as a group for the purposes of the assessment. The collection and analysis of occurrence data for the individual components is therefore a prerequisite.

Data on the co-occurrence of the individual components may be used to understand how they are related, i.e. the likelihood of two or more chemical substances to occur at the same time within a given time frame. The timescale of interest depends on the fate of the chemicals in the environment, their toxicokinetics (fast elimination, persistence), the nature of their toxicity e.g. reversibility and the time required for 'recovery'. Therefore, the co-occurrence assessment is critical, and should be determined by consultation between exposure assessors and (eco)toxicologists.

Under the dose addition model, the time course of interest for exposure to the chemicals in the group is the same time course as for the chemicals individually. For chronic and subchronic exposure assessments, the timeframe when chemicals need to co-occur for eliciting combined toxicity may be very broad and depends on the fast elimination or persistence of the chemicals. The TK information can be used to investigate the likelihood of co-exposure within the organism. For example, if the chemical is eliminated very fast (half-life of 1 h) likelihood of internal co-exposure may be less likely compared to a situation where the half-life is very long (years). When no TK information is available a number of options are available: (1) Chronic co-occurrence is assumed and combined toxicity using dose addition is applied. (2) TK information can be predicted using chemicals that have common structural features and physicochemical properties using read-across methodologies or quantitative structural-activity relationship (QSAR) predictions. In these cases, chemical substances do not need to coexist in the same food, water or air sample. Potency-adjusted concentrations can be calculated at a high level of aggregation (e.g. based on the average concentrations of the individual components within a given matrix).

For acute exposure, however, the relevant timescale required for two or more chemical substances to elicit combined toxicity may be as narrow as a single eating occasion for humans or animals, or a single environmental release of chemicals (EFSA PPR Panel, 2012b; EFSA, 2013a). Under these circumstances, detailed information on co-occurrence of the individual chemicals is required at sample level, and preferably potency-adjusted concentrations should also be calculated at the sample level before proceeding with the exposure calculations. However, such requirements cannot always be met, and difficulties may arise when the analysed components differ between samples. That would lead to, e.g. missing occurrence values for certain chemical substances in the different samples and a possible underestimation of the exposure. This uncertainty may be addressed by analysing the available dataset for ratios and correlations between components, and filling the missing values with an estimated concentration. This approach may use concentrations measured in other samples or derived from a known distribution, and include additional assumptions that will depend very much on the area, type of chemical and regulatory framework. A complex and probabilistic imputation technique was for example elaborated in the area of pesticide residues (EFSA PPR Panel, 2012b). All aspects on co-occurrence of individual components must be noted, and handled in the final interpretation and communication.

If the dose addition model is assumed, the occurrence data for each component within an exposure medium are summed and obtained media concentrations can subsequently be used for calculating total exposure using the same principles as for a single chemical, e.g. by multiplication with consumption data for dietary exposure. When the toxicological potencies of the individual components are sufficiently understood and reliable RPFs or toxic equivalence factors (TEFs) have been identified by toxicologists (see Section 5), these factors should be incorporated to obtain total potency-adjusted exposure estimates. In ecological risk assessment, the concept analogous to RPF is known as toxic units (TU; see Section 2.5.2) which are concentrations of individual chemical substances standardised by dividing the concentration of each chemical in a mixture by its concentration eliciting a defined effect (e.g. EC_{10} , EC_{50}). Alternatively, exposure will be reported for the individual components and the impact of their potencies will need to be considered at the level of risk characterisation.

The considerations above are all based on the assumption that the individual components can be assessed using dose addition. In the case interactions are likely, it is appropriate to calculate exposure for each individual component separately and deal with potential synergies or antagonisms in the hazard assessment step (see Section 5).

As discussed above, conservative assumptions that are appropriate for individual chemicals may cause problems for combined exposure assessments. Exposure estimates frequently address uncertainties in data and modelling by the adoption of conservative assumptions. When these assumptions are made for multiple chemicals in a component-based assessment it is possible to bias the risk predictions. An example of this complex step in the component-based approach is the handling of concentration data reported to be below the limit of detection (LOD) or quantification (LOQ), which leads to left-censored exposure data distributions. The use of data substitution methods has been evaluated, from which it was concluded that the degree of censoring has a large impact on the uncertainty of the exposure assessment (EFSA, 2010). When assessing exposure to multiple chemical substances with left-censored data, this uncertainty is further magnified (EFSA PPR Panel, 2012b). Hence, while for single chemical assessments this uncertainty can usually be reduced through the application of cut-off values for the LOQ and/or LOD, combined exposure assessment may require more sophisticated modelling in which left-censored results are replaced by a numerical value (equal to zero, to LOQ/LOD, or to any value in between) according to a certain probability. This probability may be based on more realistic assumptions such as the authorisation status of a chemical, usage data or its likelihood to co-occur with another chemical. This issue also should be kept in mind in the design of the analytical chemistry of a monitoring survey. Detection and quantitation limits may need to be lower when the data are to be used to support combined exposure risk assessment. In all cases, observations on chemical-related censoring data and assumptions applied should be reported, to support the final interpretation of the risk assessment.

4.4. Guidance on exposure assessment

4.4.1. Whole mixture approach

Figure 5 summarises the steps of exposure assessment for whole mixtures.

Step 1 – Characterisation of the whole mixture

In line with the problem formulation and analysis plan, characterise the whole mixture based on what is known about its source, origin, kinetics and composition. If exposure data are not available for the mixture of concern, are there data for a similar mixture that can be used? If the mixture can be reliably quantified by using just one or a few components as marker substances, then list the concentration ratios for these along with an estimate of their variability as components of the whole mixture. By using marker substance(s) in this way, it must be known or assumed that the mixture composition does not change, e.g. by environmental degradation or during processing of food or feed. In all cases, the mixture composition should be stable (within certain boundaries indicated by the concept of 'sufficiently similar') for the whole mixture approach to be reliable.

Step 2 – Assembling the chemical occurrence (concentration) data

Assemble chemical occurrence (concentration) data for the mixture of concern which may be estimates from predictive models, or measured data in the relevant samples. If appropriate, consider the analytical method(s) used and assess the extent to which the method allows quantification of the whole mixture or marker substances described at step 1. When specific occurrence data are not available, consider using usage levels or data from the whole mixture with similar sources, use patterns, environmental fate or toxicokinetics or physicochemical properties.

Step 3 – Combining occurrence data and consumption data

Combine occurrence data with the consumption data to estimate exposure using the same tools and assumptions as are used for a single chemical substance. This step is generally not required in ecological risk assessment as consumption data are usually not available and environmental concentration is taken as a metric for exposure.

Step 4 – Report exposure data

Summarise the exposure results, associated assumptions, uncertainties and consequences for risk characterisation. In case of uncertainty because of limitations in the data or the analytical method used, provide comparative data and/or a rationale for consideration by (eco)toxicologists, who may wish to propose an additional assessment factor in the risk characterisation (especially for lower tiers, as a method to ascertain the characteristic of lower-tier conservatism).

If any of the individual chemical components of the whole mixture is subject to an existing risk assessment and/or legal restriction as noted in the problem formulation, it may also be appropriate to estimate exposure to that chemical substance(s) from all sources and describe the contribution coming from the whole mixture under assessment.

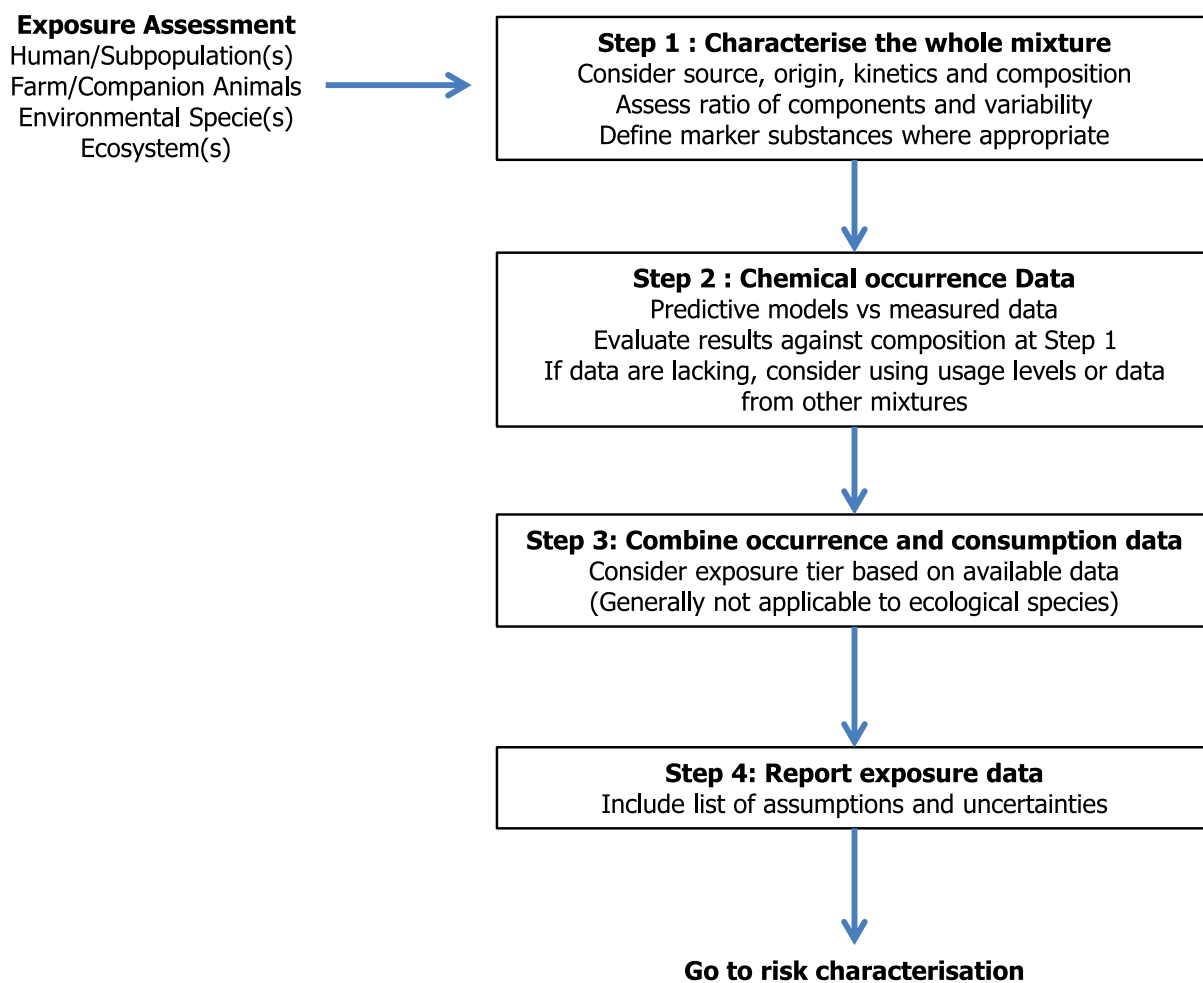


Figure 5: Exposure assessment using the whole mixture approach

4.4.2. Component-based approach

Figure 6 summarises the steps of exposure assessment using the component-based approach.

Step 1 – Components of the assessment group

According to the problem formulation, analysis plan and input from (eco)toxicologists, list the chemicals in the assessment group(s) depending on the criteria used for grouping (exposure-based or hazard-based, etc., with the option of treating all chemicals as if in one group as a lowest-tier grouping method). Consult (eco)toxicologists to obtain information on relative potencies of the individual components of the assessment group (see guidance in Section 5), if available, and to understand the timeframe that is required for those chemicals which could potentially elicit combined toxicity.

Step 2 – Assembling chemical occurrence data

Assemble occurrence data considering plausibility of the individual components to co-occur, taking into account advice from (eco)toxicologists on the relevant timescale (see Step 1). When estimating acute toxicity use only data sources that provide information on the co-occurrence of components of the assessment group within a narrow timescale (e.g. a single eating occasion or a single environmental release). If occurrence data are not available for all components of the assessment group in all of the samples analysed, evaluate ratios and correlations between components with the available dataset and decide if the missing data can be imputed.

Consider the precision and accuracy of the analytical method(s) used for each component and the consequence of the detection limits for the exposure estimates. When necessary, apply appropriate corrections, assumptions or methods for left-censored data.

If occurrence data for individual components are available and relative potencies were provided by (eco)toxicologists (e.g. RPFs, see Step 1) potency-adjusted concentrations can be calculated.

Step 3 – Combine occurrence and consumption data

Combine occurrence data for all components with consumption data, taking into account advice from (eco)toxicologists on the relevant timescale (see Step 1), and estimate exposure using suitable tools depending on data availability and the selected approach for risk characterisation. When the toxicological potencies of the individual components are sufficiently understood and reliable factors have been identified by toxicologists (e.g. RPFs, see Step 1) calculate potency-adjusted exposure.

This step is generally not required in ecological risk assessments as consumption data are usually not available and environmental concentrations are taken as proxies for exposure.

Step 4 – Report exposure data

Summarise the exposure results, associated assumptions, uncertainties and consequences for risk characterisation. Report the aggregated exposure estimates for the whole assessment group indicating the contribution of each individual component and each source, as this can help risk managers and guide the collection of new data and/or providing a mitigation plan.

If any of the individual chemical components of the assessment group is subject to an existing risk assessment and/or legal restriction as noted in the problem formulation, it may also be appropriate to estimate exposure to that chemical substance(s) from all sources and describe the contribution coming from the group of multiple chemicals under assessment.

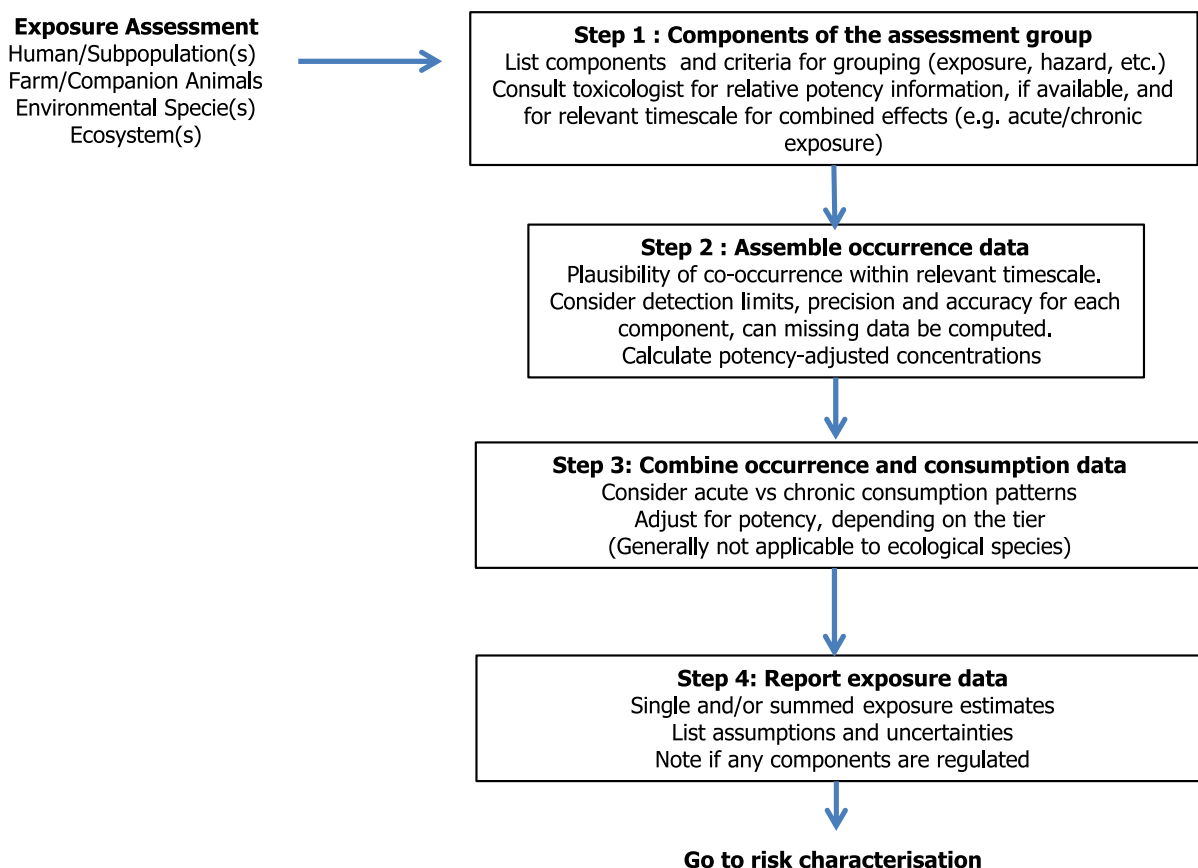


Figure 6: Exposure assessment using the component-based approach

5. Hazard identification and characterisation

5.1. General considerations

Hazard identification and characterisation (referred to as hazard assessment in some contexts) of chemical mixtures aim to derive quantitative metrics reflecting the combined toxicity of the chemicals to the (sub)populations, species or the ecosystem of interest.

An initial decision on whether to apply a whole mixture approach and/or a component-based approach will have been made in the problem formulation step. Following data collection and

evaluation, these might need to be revised. It will also become possible to select the appropriate entry tier for the assessment.

Hazard identification is a qualitative process, e.g. determining whether a chemical is neurotoxic; this plays an important role in grouping chemicals into, e.g. a neurotoxic assessment group (see Section 5.4). Hazard characterisation is a quantitative process resulting in identification of reference points for the whole mixture or its components (Dorne et al., 2017). Unlike other toxicological endpoints, genotoxicity via a DNA-reactive MoA, which is of relevance for human and companion animal health, is not used for hazard characterisation as there is currently no consensus among risk assessment bodies on quantitative hazard characterisation even for single chemicals. Genotoxicity data are, however, used in a qualitative way to decide on the type of risk characterisation to be used in the assessment (i.e. whether or not it is appropriate to establish a health-based guidance value (EFSA, 2005b). Genotoxicity can be assessed for a whole mixture, or for components of an assessment group. Consideration of genotoxicity of mixtures is the subject of a specific EFSA statement (EFSA Scientific Committee, 2019).

For the whole mixture approach, the hazard assessment might follow the approach commonly taken for single chemicals using toxicity data (i.e. reference points and reference values) of the whole mixture of concern or similar mixtures (see definitions and examples for human health, animal health and ecological in Section 2).

5.2. Characterisation of mixtures and their similarities

The characterisation of the level of similarity between two or more chemical substances (i.e. of the chemicals belonging to a group), or of the similarity between mixtures, is important to define the successive (tiered) steps of the risk assessment. These are typically evaluated using expert judgement, such as read-across, and/or in silico approaches and software. A non-exhaustive list of properties to assess similarity provides options for pragmatic lower-tier or as higher tier assessment:

- Related biological or toxicological activity. These could be based on quantitative or semi-quantitative evaluation of similar biological or toxicological activity and data from bioassays for the chemicals such as target organ toxicity or more mechanistic data (e.g. MoA or AOP).
- Variability of the relative abundance of components. In order to assess this property, quantitative analytical thresholds and product composition information are needed e.g. classification labelling packaging; plant Protection Products, products under REACH.
- Chemical structures. Available software include VEGA, OECD QSAR Toolbox, ToxRead, AMBIT 2, ToxDelta, etc.
- Common structural alert(s). Examples of open source software include the OECD QSAR Toolbox, US-EPA computer dashboard, VEGA, ToxRead, AMBIT 2, Toxtree and ToxMatch.
- Common metabolite(s) (e.g. common toxic moieties). Examples of software include the OECD Toolbox i.e. Metapath, DEREK, the US-EPA computational dashboard and METEOR. For the prediction of metabolites, it is noted that current software predicts the likelihood, as a probability, that a particular reaction takes place based on the chemical reactivity of the parent chemical. Furthermore, these predictions are available for phase I enzymes (CYP) but are currently not reflected for phase II metabolism (e.g conjugation reactions such as glucuronidation). Therefore, prediction of metabolites is of qualitative nature and quantitative assessment are mostly available for pharmaceuticals and further development are needed for the chemical space relevant to food and feed safety (e.g. biocides, pesticides, feed and food additives and environmental contaminants).
- Physicochemical properties. Similar physicochemical properties can provide means for quantitative evaluation of (eco)toxicological properties including toxicokinetics, persistence or bioaccumulation, etc.

Similarity of whole mixtures: There may be limited information available to evaluate the similarity of two mixtures such as spectroscopic data (infrared, ultraviolet or visible spectroscopy) with no other analytical results. In this case, only a very coarse assessment of the whole mixture similarity can be performed, based on the overlap of the spectra of the two mixtures. On the other hand, the composition of two mixtures may be known and include quantitative measurements of individual components. The CLP Regulation provides guidance on the comparison of two mixtures, based on the percentage of variability in the abundance of the components. Similarly, for botanical preparations, compliance with the specifications defined by the European Pharmacopoeia for selected components

can be used to identify criteria for similarity of plant extracts obtained by applying standardised methods (European Pharmacopoeia, 2017).

5.3. Whole mixture approach

Methods for hazard identification and characterisation in a whole mixture approach depend on the nature of the mixture, what is known about its composition, variability and stability over time. The whole mixture approach is frequently used for poorly defined mixtures. If little information is known about the composition of such a mixture, it might be possible to bridge data gaps on the mixture itself for the hazard assessment step, provided there is evidence that the composition will not change substantially from batch to batch or over time, e.g. based on knowledge of the source or production process. Otherwise, it will be necessary to have at least partial characterisation of the composition (e.g. using marker substances), to confirm that the material tested in the suite of (eco)toxicological studies was sufficiently similar, or to identify similar mixtures that could be used for read-across to fill data gaps for the mixture of concern.

In some cases, it may be possible to evaluate separate fractions of a mixture, in which the fractions are mixtures themselves (e.g. mixtures of petroleum hydrocarbons can be split into aliphatic and aromatic fractions). The toxicities of the fractions could then be assessed. When only partial characterisation is available, an additional option is the selection of one component, for which toxicological data are available, as an index chemical for the whole mixture.

The whole mixture approach is applicable to **mixtures of known composition** (e.g. formulated pesticide or biocide products) and **poorly defined mixtures** (e.g. wastewater effluents, natural flavouring agents, fermentation products), and these are assessed as if they were a single chemical. The Whole Mixture testing approach is used for assessing so-called UVCB substances (Substances of unknown variable composition, complex reaction products or biological materials) under REACH, Biocides Regulation (Fisk, 2014) and for CLP (CEFIC, 2014).

One of the **advantages of the whole mixture approach** is its holistic nature, as the different components are taken into account as contributors to the overall toxicological activity of the mixture, including any potential synergistic or antagonistic interactions (Kortenkamp et al., 2009; Backhaus et al., 2010; Boobis et al., 2011; OECD, 2017a). **Limitations of the whole mixture approach** include its applicability only to mixtures that are not variable in composition and are not expected to change over time. Therefore, the three Non-Food Committees of the European Commission did not recommend its use as a general approach for human and ecological risk assessments (SCHER, SCCS and SCENIHR, 2012). However, the whole mixture approach may be needed in food and feed safety assessments; particularly for certain contaminants (e.g. mineral oil mixtures) or food and feed additives used as whole mixtures such as essential oils from botanical extracts.

For hazard assessment purposes, the whole mixture is treated like a single chemical substance, and therefore the concept of tiering is less relevant than in the component-based approaches. However, there will be different levels of characterisation and completeness of the (eco)toxicological data for different whole mixtures.

For poorly defined whole mixtures, options to generate hazard information for hazard characterisation are extremely limited as, in general, *in silico* and read-across methods require information on the chemical structures of components to establish the degree of similarity between these whole mixtures. However, for **human and animal hazard assessments**, if information on the source of the mixture provides reassurance that certain types of chemicals (e.g. potent carcinogens or accumulating chemical substances) are not present, then it might be possible to use tools such as the TTC approach. The TTC approach is described elsewhere (EFSA Scientific Committee, 2012b) and a revised guidance on this will be published in (EFSA Scientific Committee, 2018b).

Situations in which **data increasingly become available**, either for the whole mixture of concern or for similar whole mixture(s), may allow for the identification of reference points using the same methods as would be used for single chemicals (e.g. the BMDL as the preferred approach, NOAEL, or NOEC, median lethal concentration (LC₅₀), dilution/concentration factor for species of ecological relevance, applied either to the whole mixture or to the marker substance). Reference values may be derived by applying uncertainty/uncertainty factors, the size of which should be determined using expert judgement taking into account the data gaps.

For the ecosystem, when reference points are available for several species such as hazard concentrations (e.g. HC₅), the application of species sensitivity distributions (SSD) in whole mixture assessment is possible, but it would use dilution factors as a proxy for dose (to characterise expected

whole mixture effects on most or all species that exist in a particular habitat (species assemblages) Kooijman, 1987; Posthuma et al., 2002a,b; Ragas et al., 2010). When reference points are not available for a number of species, options for filling data gaps are available (Hamers et al., 2018). As more data become available, hazard characterisation is more refined and quantitative, with more realistic estimates, which may include a full dose–response modelling for hazard characterisation and/or application of data-driven uncertainty factors.

When comprehensive *in vitro* and *in vivo* toxicity data are available for the whole mixture or an index chemical, and possibly also **epidemiological and clinical data**, the BMDL is the preferred higher-tier reference point for human health and animal health area (EFSA Scientific Committee, 2017c).

For **species of ecological relevance or the ecosystem**, under data rich conditions, the database for hazard characterisation may provide sound data for dose–response modelling and to derive reference points for single species (NEC or BMDL), data from field or mesocosm studies or SSDs derived from single species data for the whole ecosystem.

5.4. Component-based approach

5.4.1. Refinement of grouping

Whilst initial groupings should be proposed in the problem formulation, (See Section 3.3), risk assessors have the option to refine the grouping of chemicals using weight of evidence approaches, dosimetry (TK) or mechanistic data (MoA, AOP, etc.). In this context, when an assessment group has been set up based on hazard considerations (e.g. phenomenological effects, target organ toxicity), it may be deemed necessary to refine the grouping, if the risk characterisation suggests insufficient protection (i.e. exposure exceeds the reference point). For this purpose, a more rigorous weight of evidence and uncertainty analysis needs to be conducted, to find approaches relevant for higher-tier grouping. The approach to be taken should be determined by the available data and expert judgement.

5.4.1.1. Refinement using weight of evidence

The example below provides an indication of a possible approach to refine assessment groups and has been applied to cumulative assessment groups (CAG) for pesticides hazard assessment (EFSA PPR Panel, 2013b).

Based on unambiguous and well defined effects in terms of site and nature of toxicity, pesticides have been grouped into CAGs (EFSA PPR Panel, 2013b). However, the level of evidence supporting the allocation of a chemical substance into the CAG can differ substantially for different pesticides. As an example, ataxia caused by an acetylcholinesterase inhibiting chemical substance can, with reasonable certainty, be considered as an unambiguous and well defined effect, whereas an adverse effect not supported by any supportive MoA information would be more uncertain.

So, in practice, the question often remains as to whether each chemical substance included in a proposed CAG truly causes the type of effect that allocates it to the designated group. A transparent and reproducible assessment would ask for inquiries on various aspects of each chemical allocated to the assessment group as for the hazard characterisation of a single chemical substance such as:

- Dose–response relationship,
- Consistency throughout studies and species,
- Robustness of the evidence (if the effect was defined only at one exposure level),
- Understanding of the effect as supported by a MoA/AOP knowledge.

These aspects can be attributed relative weights for each chemical substance included in an assessment group by providing a scoring system. For example, knowledge on MoA has a higher relative weight compared with endpoint-related toxicity data for the same effect from another species. To weigh these lines of evidence, expert knowledge elicitation can generate probabilities as to whether a chemical substance (or a group of chemical substances having equal level of evidence) actually causes a specific type of effect. The result can then be summarised in a distribution quantifying the subjective uncertainty about the total number of chemical substances that cause the effect, for example by a Monte Carlo simulation.

5.4.1.2. Refinement using dosimetry

When grouping chemicals into an assessment group, it is important to recognise that toxic effects on different target organs are dose dependent and the most sensitive endpoint may not be the one used for grouping the chemicals into an assessment group. In such situations, input from toxicokinetics and the use of physiologically based kinetic models can be valuable to refine the grouping of chemicals. This can be especially valuable when grouping is carried out on the basis of results from *in vitro* studies for some components, where reverse dosimetry and physiologically based kinetic models can inform on the actual exposure of effect levels determined *in vitro* (Haddad et al., 2001; Cheng and Bois, 2011; Judson et al., 2011). Although the target organ or organ system may be the same, the nature of the toxicity and functional impairment may not necessarily be the same. In such cases, the effects of the chemicals within a group based on target organ may need to be considered independently for each chemical.

5.4.1.3. Refinement using mechanistic data

As described in Section 5.4.2, MoA or AOP data can inform on whether a chemical in an assessment group does indeed have the potential to give the effect. If this is known and the MoA information demonstrates then the contribution of the chemical in the mixture can be given higher weight in the combined exposure risk assessment. Mechanistic data from OMIC technologies (transcriptomics, metabolomics, proteomics, etc.) and *in vitro* assays including high throughput screening (HTS) data may support the refinement of grouping chemicals in assessment groups) and can in particular inform on common MoA/AOP (EFSA, 2014c, 2018b). MOA/AOP data should not be used to split the assessment group in order to make them smaller unless one has data that support that response addition is a reasonable assumption to apply for combining the risk of the two groups. Also, in this context, it should be noted that the difference between applying dose addition and response addition is likely not to be substantial (Kortenkamp et al., 2012).

Hazard endpoints for the ecology area may be complex due to the diversity of taxa ranging from plants, invertebrates and vertebrates. Therefore, the concept of 'common MoA' for the components of an assessment group may have a different meaning in ecotoxicology in comparison with human toxicology as it may refer to broader endpoints such as reproduction impairment, population growth and mortality (SCHER, SCCS, SCENIHR, 2012). In addition, a specific taxonomic group may be identified as the most sensitive (e.g. insects for insecticides). Specific considerations of such a sensitive taxon may be a relevant basis for grouping chemicals into an assessment group using a common MoA. In ecological risk assessment, knowledge of MoA/AOP is often limited and when no data are available on MoA, chemicals are often grouped using 'narcosis' as the default MoA. In contrast with the human area, in ecotoxicology narcosis is defined as a reversible non-specific perturbation of cell membranes. When more data for more specific effects are available either from observation or from *in silico* predictions (e.g. relevant QSAR models), a specific MoA can be considered (e.g. effect on specific receptors) (SCHER, SCCS and SCENIHR, 2012). It should be acknowledged that narcosis as a default MoA to group chemicals is not a conservative assumption for hazard identification. This is particularly relevant for substances which have a specific MoA that may drive potent toxicity through specific molecular targets (e.g. acetylcholine or phosphatase inhibition) compared with narcosis-based toxicity.

5.4.2. Data availability and tiering

The choice of the tier is driven by the purpose of the assessment and the data available for the components of the assessment group. Harmonised tiering principles based on the frameworks of WHO/IPCS and OECD are discussed below (Meek et al., 2011; OECD, 2018).

The reference points may be derived from *in silico*, read-across, *in vitro* and/or *in vivo* studies, and observations in the population of interest, but the data for different components of the assessment group are likely to be variable and incomplete in many cases. It is, therefore, necessary to make assumptions that aim to be conservative and are based on expert judgement for lower tiers. Here, the HI can be applied to the components for which toxicity data are available and filling data gaps will be needed for chemicals without toxicity data. When mechanistic information and data on relative potency of the different components are limited, it may have to be assumed that all are as potent as the component for which the most toxicological data are available, and for which there is evidence that this is likely to be the most potent in the group. Exposure to the group is traditionally summed on a weight basis (i.e. mg per kg body weight) and dose addition is assumed. This approach is commonly taken for a group of structurally related contaminants (e.g. ergot alkaloids) (EFSA CONTAM Panel,

2012). **Available options to fill data gaps** in data poor situations (**tier 0**) include: (1) *read-across* using data for similar chemicals from existing databases; (2) *in silico* models and non-testing tools to predict toxicity such as QSARs; and (3) use expert judgement through a structured expert elicitation.

In the **human and animal health area**, from **tier 1** onwards, hazard data on the relative potency of the components increasingly become available: reference points such as NOAELs, BMDLs or a defined level of the common critical effect can often be identified: the toxicity of combined exposures of toxicologically similarly acting chemicals can be predicted from the sum of the doses/concentrations, taking into account the relative toxicity of each component. Beside a HI, the Target Organ Toxicity Dose (TTD) or the RPI or Point of Departure Index (PODI) can be applied. In tier 1, the quality of potency data are likely to vary for the different components. Typically, the richer the database, and the more mechanistic and TK information is available, then the greater the confidence and the lower the uncertainty in the derived reference points. **For ecological hazard assessment**, in **tier 1**, the assessment of combined toxicity requires ecotoxicological data for each component of the assessment group. These data are obtained in laboratory assays with test species, providing reference points for acute or chronic effects relevant to populations (e.g. EC₅₀ NEC, HC₅, etc.). If the dose addition model can be assumed, the model frequently used in ecological risk assessment is the TUs approach.

At **tier 2**, for the **human and animal health area**, greater understanding of toxicity/MoA can lead to refinement of the assessment groups. It might be possible within the assessment group to identify an index chemical, which is often the chemical for which the toxicological data are most robust and calculate the RPFs of each component by dividing the toxicity reference point of each individual component by that of the index chemical, or using a weight of evidence approach if individual reference points cannot be established due to lack of data. The RPFs can be used to estimate a potency-related exposure (see Section 4.3). The health effect of the mixture is assessed using the dose–response curve of the index chemical. TEFs are a type of RPF used in food chemical risk assessment for comparing potency-adjusted exposure to a group reference value (e.g. group TDI) expressed as toxic equivalents or as equivalents of the index chemical. Historically, establishment of TEFs requires high quality data with knowledge about the MoA which is shared by all the chemicals included in the assessment, whereas RPFs are used where the chemicals of the group may have different MoAs. Dioxins are the most common example of this approach, for which the TEFs are internationally established (Van den Berg et al., 2006); the EFSA CONTAM Panel has also used the toxic equivalents approach for various groups of marine biotoxins including okadaic acid and analogues, deciding on the TEF values *de novo* (EFSA, 2008a) as well as the RPFs for zearalenone and its modified forms (EFSA CONTAM Panel, 2017b).

At **tier 2 for the ecological area**, acute, sublethal or chronic effects (e.g. NEC, NEL, LC₁₀, LC₅₀ for reproduction) in species of ecological relevance or mesocosm studies can be available. Commonly, these data sets are summarised for each component of the assessment group as individual reference points for each species. Although rarely available, hazard data for several species can be combined to develop SSD models to quantitatively predict the effect magnitude of a given (mixture) exposure on the ecosystem. Commonly, to verify whether ecosystems are sufficiently protected, the exposure data are compared with these reference points (individual species) or SSDs (ecosystem) (see Section 6 – Risk characterisation). For acute effects on the ecosystem, effect-based test endpoints for each species yield an SSD_{EC50} model, while chronic no effect-based endpoints yield an SSD_{NOEC} model.

At **tier 3**, knowledge of underlying MoA/AOPs in **animals or humans** based on *in vivo* and *in vitro* mechanistic information, epidemiological data and TK studies, may allow refinement of grouping if necessary and enable the derivation of reference points and the use of RPFs or TEF based on internal dose in a probabilistic manner using biologically based models (physiologically based toxicokinetic (PB-TK) or physiologically based toxicokinetic-toxicodynamic (PB-TK-TD)) as well as chemical specific adjustment factors (CSAF (EFSA, 2014a)). For the **ecological area**, ecological data or mesocosm studies can be used as a proxy for the whole ecosystem or biologically based models such as toxicokinetic-toxicodynamic (TK–TD) and dynamic energy budget model (DEB) models, may be applied for a given terrestrial or aquatic species (e.g. earth worm, bees, daphnia, fish). These models provide hazard parameters for each component of the assessment group (elimination rate and killing rate or NEC) for individuals and/or populations or the whole ecosystem (Baas et al., 2010, 2018; Cedergreen et al., 2017).

5.4.3. Response addition

Applying response addition requires evidence of independent action between individual chemical substances or assessment groups, and models for its application are not widely applied (see risk characterisation section). Response addition has added value only if the underlying hazard data quantify a response level, i.e. the percentage of individuals in a population, or species in an ecosystem, that shows a predefined effect (e.g. mortality, immobility or cancer) or exceeds a certain critical effect level (e.g. NOEL, ADI, EC₅₀). The response values can then be combined using the rule for independent random events (see Section 6). **Response addition is rarely used in the human and animal health area** as the reference points (i.e. NOAELs) reflect a response level below the detection limit. Experimental NOAELs have been shown to often represent a 1–10% response level remaining undetected due to methodological constraints. In principle, the dose–response curve used in BMDL modelling could be used in the response addition model if evidence of independent action indicated that the default assumption of dose addition is not appropriate. If interindividual variability in exposure is quantified, and reference values for multiple chemical substances are exceeded for part of the population, response addition can be used to quantify the fraction of the population at risk, i.e. the fraction exceeding one or multiple reference values (Ragas et al., 2011). However, as exposures to multiple chemical substances often correlated, it can be more realistic to perform an individual-based exposure and risk assessment (Loos et al., 2010).

In the ecological area, response addition is used on a regular basis to assess the combined impact of multiple chemical substances having a dissimilar MoA and showing no interactions. This can be attributed to the fact that the reference values used in ecological risk assessments often reflect some response level (e.g. an EC₁₀, EC₅₀ or the potentially affected fraction (PAF) of species). If response levels of different chemical substances are to be combined for one species, this requires the availability of the dose–response data for each chemical substance. Risk is then no longer expressed as a PEC/PNEC ratio, but as the population fraction showing a predefined effect, e.g. mortality. For metals, response addition has recently been shown to be a better predictor of combined toxicity at the species level than dose addition (Nys et al., 2018). At the ecosystem level, the fractions of species potentially affected by chemical substances or assessment groups showing dissimilar action can also be combined using response addition, i.e. the rule for independent random events (De Zwart and Posthuma, 2005). The multisubstance PAF (msPAF) is conceptually similar to the ‘population fraction at risk’, but reflects a higher level of biological organisation. When the population fraction at risk is an indicator for the relative number of individuals exceeding a reference value within a population, the PAF indicates the relative number of species in an ecosystem exceeding a reference value.

5.4.4. Dealing with interactions

It is also important to consider potential for interactions in hazard assessment, including chemical–chemical interactions, TK and TD interactions with synergy being of greater concern for decision-making in the food and feed area than antagonism (EFSA, 2013a). Generally speaking, the assessor should consider carefully the overall evidence to assess the biological relevance of the interaction particularly with regard to mixture ratios and exposure levels.

The methods for **hazard assessment of chemical interactions** should be selected considering the nature (toxicokinetics, toxicodynamics or both) and the quality of the evidence available on such interactions (*in vitro*, *in vivo*, single dose or full dose–response) using a weight of evidence approach and assessment of their biological relevance including the relevant mixture ratios, doses (high doses, low doses) and exposure levels. As discussed above, dose– or concentration–response information for such interactions between multiple chemicals at exposure levels below reference points or reference values are not often available. Risk assessors have the option to derive and apply either default uncertainty factors or chemical-specific adjustment factors together with an **extra uncertainty factor derived from interaction data at higher doses**, if data are available. This option could constitute a conceptually harmonised approach across the human, animal and ecological area (Ragas et al., 2010). It is noted that the value of the uncertainty factors may be selected or derived on a case by case basis depending on protection goals and toxicological endpoints (e.g. mortality, sublethal effects, reproduction, etc.).

Risk assessors may address **toxicokinetic** or **toxicodynamic** interactions and derive an extra uncertainty factor resulting from qualitative indications of interactions; data-driven derivation of an interaction factor; understanding of the mechanism-based approach: **Toxicokinetic interactions**. In some instances, synergistic effects have been reported to have a TK basis often through inhibition or

induction of metabolism or transport. The toxicological consequence then depends on whether the toxic moiety is the parent chemical or a metabolite. The magnitude of the interaction (e.g. enzyme inhibition) can be determined *in vivo* as the dose-dependent ratio between the TK parameters for the single chemical and the two chemicals (binary mixture) (e.g. ratios of clearance for chronic exposure). *In vitro* data can also be used to develop TK models to refine changes in internal exposure (e.g. constant of inhibition) (Haddad et al., 2001; Cheng and Bois, 2011).

Toxicodynamic interactions: In some instances, interactions can have a TD basis (i.e. interactions between the different MoA or AOP triggered by each component). The toxicological consequence is translated by an effect differing from additivity based on the dose–response relationship of the individual components. These may vary according to the relative dose levels, the route(s), timing and duration of exposure, and the biological target (Kienzler et al., 2014).

The direction (synergism or antagonism) and characterisation of the magnitude of deviation from dose or response addition (i.e. model deviation ratio) is performed by comparing the available dose–response for each chemical and the dose–response of the multiple chemicals. This can be performed both for single dose–response curves of mixtures of any number of chemicals and mixture ratios at any effect level and for whole dose–response data of binary mixtures (Jonker et al., 2005; Cedergreen, 2014; EFSA Scientific Committee et al., 2017c).

In **human and animal toxicology**, full dose–responses for chronic combined *in vivo* toxicity are not often reported and are most often reported either as a single dose of the mixture or *in vitro* studies using cell systems. The slopes of the dose–responses for the single chemicals and the mixture can be compared using benchmark dose modelling and a **magnitude of interaction** can be derived (EFSA Scientific Committee et al., 2017c). A well-known example of synergism in toxicity resulting from chemical–chemical interactions with full dose–response data include melamine and cyanuric acid forming a covalent complex being several fold more nephrotoxic than melamine alone (7 and 28 days studies) (EFSA CONTAM and CEF Panel, 2010; Jacob et al., 2011; da Costa et al., 2012).

In **ecotoxicology**, the dose–response for acute population endpoints such as mortality, growth and reproduction are more often reported and a full assessment of the dose–response can be performed. The **model deviation ratio** can be determined through comparison of the experimental data with models (e.g. MIXTOX model) or concentration–response surfaces in data-rich situations (see review by Greco et al., 1995; Jonker et al., 2005; Sørensen et al., 2007; White et al., 2004). Relevant synergistic effects with full response data include piperonyl butoxide and a number of pesticides in bees measured as acute mortality (LD₅₀) (Johnson et al., 2009; EFSA PPR Panel, 2012a).

The experimentally observed **magnitude of interactions** or **model deviation ratios** can be used to derive an extra uncertainty factor to cover relevant percentiles of the species or population under assessment, depending on the protection goals (e.g. 95th centile). These uncertainty factors (UFs) may then be applied in risk characterisation (see Risk characterisation Section 6.3.3).

If there are indications of possible interactions between chemical substances at relevant exposure levels, the Scientific Committee recommends applying an additional uncertainty factor. The size of the factor should be determined on a case-by-case basis depending on: (1) the strength of the evidence for the presence or absence of interactions; (2) the expected impact of the interactions; and (3) the level of conservativeness in the assessment. For example, no additional uncertainty factors are deemed necessary if the binary mixture tested does not show any interactions and/or when the assessment already includes a high level of conservativeness (e.g. because a large number of chemical substances are grouped into one assessment group). A factor higher than 1 may be appropriate in cases in which the assessment has a low level of conservativeness, and there are indications for potential interactions (e.g. based on metabolic interaction data or toxicity dose–response data). If information on interactions is completely lacking, the application of an interaction factor should be considered within the context of the level of conservativeness of the assessment. An interaction factor above 10 should only be applied if there is clear evidence for interactions exceeding a factor of 10.

5.5. Guidance on hazard assessment

5.5.1. Whole mixture approach

Figure 7 summarises the steps of hazard assessment for whole mixtures.

Step 1. Hazard data collection

Collect toxicity data on the mixture of concern, or on a similar mixture(s) considered to be relevant for read-across.

Step 2. Reference points

Identify or derive a reference point for the mixture or for the similar mixture, using the tier for which data are available.

Step 3. Reference values

If data are limited, or read-across is required from a similar mixture, then consider whether an additional uncertainty factor is required in establishing reference values or applying a MoE approach to the reference point of the whole mixture.

Step 4. Report

Summarise hazard metrics, associated assumptions and list uncertainties.

Hazard Identification
Hazard characterisation
 Human/Subpopulation(s)
 Farm/Companion Animals
 Environmental Specie(s)
 Ecosystem(s)

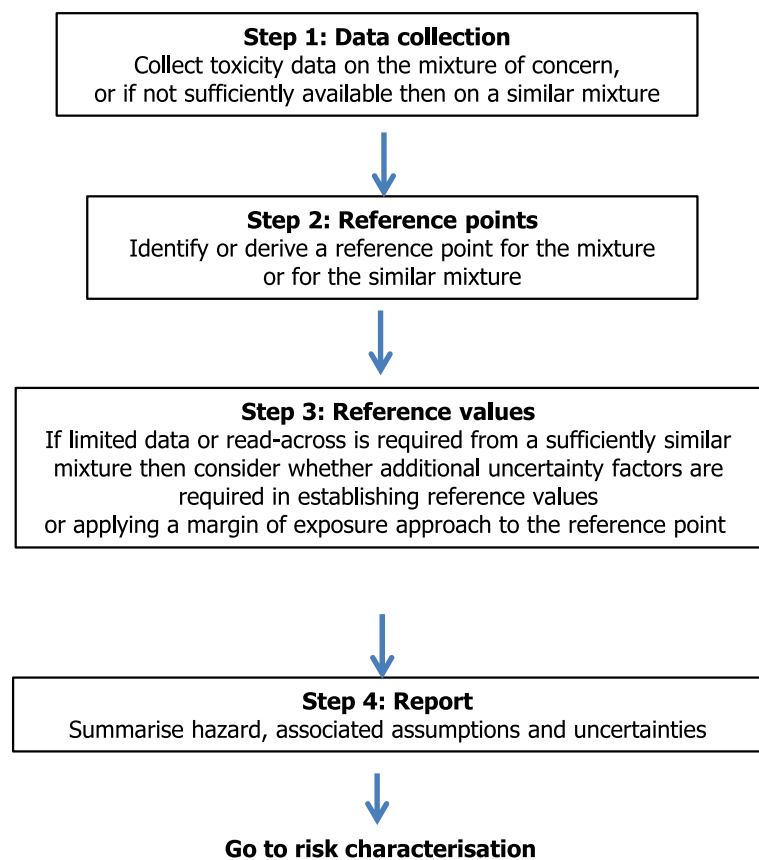


Figure 7: Stepwise approach for hazard identification and characterisation using a whole mixture approach

5.5.2. Component-based approach

Figure 8 summarises the steps of hazard assessment in the component-based approach. These steps do not necessarily need to occur in the sequence presented and may need to be conducted in an iterative way.

Step 1. Confirm chemicals and establish components of the assessment group

Confirm the chemicals in the assessment group. Review and, if necessary, weigh the evidence for proposing and handling the assessment groups as described in the problem formulation, taking into account the approaches described in Table 3.

Step 2. Collect available hazard information

Collect the available hazard information for each chemical in the assessment group. This includes toxicity data, reference points, reference values, MoA, TK information and relative potency information, if available. Identify the relevant entry tier for the assessment depending on the data available.

Step 3. Evidence for combined toxicity

Assess evidence available for combined toxicity and the possibility of deviation from dose addition (interactions). Consider exposure to assess the possibility of interactions. Identify the most appropriate method(s) for risk characterisation, which determines the approach in Step 4 and generates the input for the risk characterisation (Section 6).

Step 4. Hazard characterisation

Derive reference points for each component of the assessment group and identify appropriate uncertainty factors. From these, derive reference values as appropriate, using the relevant tier. Depending on the data and the selected approach, reference values might be used for individual components, or for the group expressed as equivalents of an index chemical, based on potency data.

Step 5. Summarise hazard metrics

Summarise hazard characterisation for components of the assessment groups, associated assumptions (relative potency, dose addition, interaction) and list uncertainties.

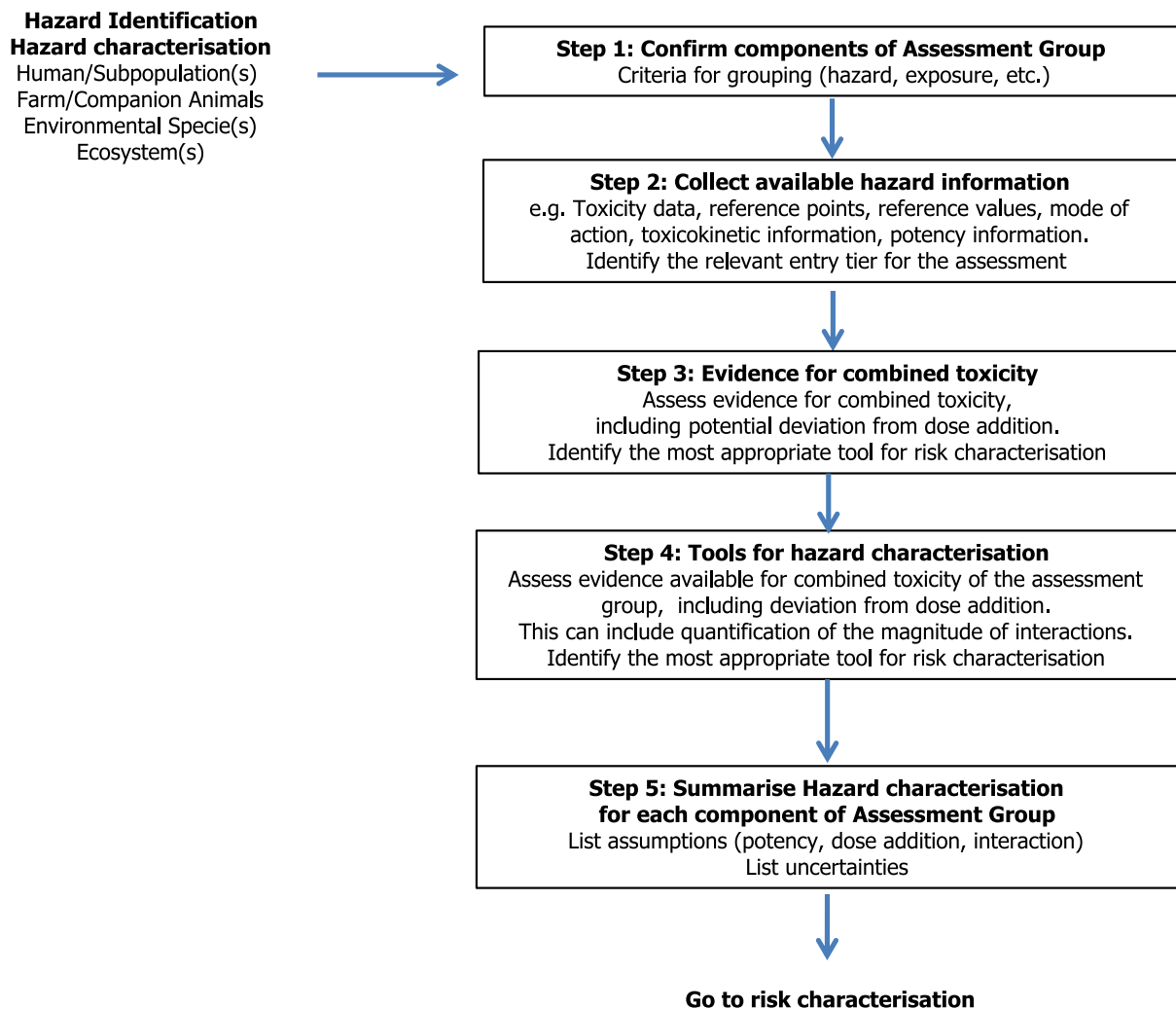


Figure 8: Stepwise approach for hazard identification and characterisation of multiple chemicals using a component-based approach

6. Risk characterisation

6.1. General considerations

Risk characterisation of combined exposure to multiple chemicals aims to:

- 1) Calculate the ratio of exposure to hazard or of hazard to exposure, using the metrics defined in the problem formulation, to determine whether there is a possible concern for a defined species, subpopulation or the whole ecosystem.
- 2) Identify the components in an assessment group that represent particularly important risk drivers for the component-based approach.

This assessment will support risk management conclusions (EFSA, 2013b, 2015c). Many combined exposure risk characterisation methodologies are available (see Table 5). However, for all areas, they compare the sum of individual chemical exposures and the reference points or reference values to characterise the risk.

In combined exposure risk assessment, the tiering can bring together highly divergent types of data, for example, when all chemicals are pragmatically handled as if sharing the same MoA, e.g. when the risk characterisation data for an insecticide are aggregated with those for a photosynthesis inhibitor (in ecological risk assessment) in lower tiers. Although it is mechanistically unjustified to apply the dose addition model in this case, it is pragmatic to evaluate whether this simple approach leads to sufficient protection (after which an assessment can be terminated).

6.2. Whole mixture approach

From a risk characterisation perspective, the **whole mixture is essentially treated as a single chemical substance**. In the **human and animal health area**, if a reference point or a reference value has been decided on, then the aim is to identify whether, taking into account uncertainties, the estimated exposure exceeds that reference value or results in an (in)adequate MoE or Hazard Quotient (HQ).

In the **ecological area**, risk characterisation in the EU uses the PEC/PNEC ratio for the whole mixture (or similar exposure to hazard ratio) as a risk score to quantify adverse effects that may occur at specific (predicted) environmental concentration (European Commission, 2003). Similarly, in the USA, the risk quotient (RQ) is used and defined as the quotient of exposure over toxicity, where exposure is the estimated environmental concentration (EEC), analogous to PEC, and toxicity is expressed as LC₅₀ or EC₅₀ for acute toxicity or as the NOAEC for chronic toxicity. For multiple species or the whole ecosystem, an SSD can be generated based on whole mixture toxicity data as the HC₅ (hazardous concentration for ≤ 5% of the species) with the aim to identify whether the estimated exposure exceeds the HC₅, as the median for 5% species affected in the SSD.

If the **toxicity data are insufficient to decide on a reference value**, then, in **human and animal risk assessments**, a MoE can be calculated as the ratio between the estimated exposure and the reference point. As noted above, the value of the resulting MoE has to be interpreted taking into account the uncertainties and the nature of the toxic effect (see Section 6.4). In either situation, the exposure data may identify specific subgroups of humans, animals or species of ecological relevance for which the calculated metric has the highest values to help inform the type and focus of risk management action that is most likely to be effective.

6.3. Component-based approach

6.3.1. Dose addition

Methodologies and associated calculations for risk characterisation of combined exposure to multiple chemicals using dose addition are summarised in Table 4. In **tier 0**, the **Hazard Index** is commonly applied in the human and animal health area and the analogous **Risk Index** (RI) in the ecological area.¹ The HI is defined as the sum of the hazard quotients of the individual components of an assessment group, in which each of the hazard quotients is calculated as the ratio between exposure to a chemical and the respective reference values (i.e. ADI, TDI). If reference values are not available for all components, the lowest available reference value (i.e. for the most potent chemical in the assessment

¹ HI is accepted terminology in combined exposure risk assessment, but is actually a measure of risk rather than hazard.

group) can be used, assuming that all of the components with missing reference values are equally potent. This assumption is likely to be conservative since less toxic components will dilute the toxicity of any components that might be more potent. Major advantages of the HI approach include its relatively easy and rapid application, its comparatively broad empirical foundation and the fact that it often provides a conservative risk estimate for combined exposures (Kortenkamp et al., 2009; Meek et al., 2011; SCHER, SCCS and SCENIHR, 2012). In the ecological area, the RI is calculated as the sum of the risk quotients of the individual components of an assessment group, in which the risk quotient is calculated as the ratio between the predicted exposure concentration and the predicted no effect concentration. The major limitation is that uncertainty factors are applied to decide on reference values for each component to account for intrinsic uncertainties, which are combined when calculating the HI; in addition, reference values may have been derived from different study types, with differing endpoints and differing quality.

In **tier 1**, for the **human and animal health area**, the HI can be applied as well, using the respective reference values, but when the database is richer an additional possibility could be the **Target Organ Toxicity Dose (TTD)** in a **refined Hazard Index approach** taking into consideration that not all the components have the same adverse effect/target organ, resulting for each endpoint in an endpoint-specific HI (EFSA, 2013a; Kienzler et al., 2014). Alternatively, the **Reference Point Index (RPI; also known as the Point of Departure Index)** can be used. The RPI has the advantage over the HI in that it sums the exposures to the different components in relation to their relative potencies, expressed as the reference point (RP) (i.e. NOAEL, BMDL). Furthermore, a single group assessment factor (either a default or chemical-specific assessment factor) can be applied as the last step in the process, avoiding the potential interpretation bias introduced by a combination of individual but different uncertainty factors (Wilkinson et al., 2000; EFSA, 2013b; Kienzler et al., 2014). The **combined Margin of Exposure** (referred to as the MOET) is the reciprocal sum of the reciprocals of the MoEs (known as the harmonic sum) or the reciprocal of the PODI for all chemicals in the assessment group (OECD, 2018). In the ecological area, the sum of **toxic units (TU_m)** approach (for which the subscript m stands for mixture) is similar to the RPI. The TU_m is the sum of concentration ratios of the individual chemicals in a mixture and their TU, i.e. the concentration eliciting a defined effect, such as the EC₅₀ or LC₅₀ (SCHER, SCCS and SCENIHR, 2012; EFSA, 2013b; Kienzler et al., 2014; OECD, 2017a). When the TU model is applied to Predicted Environmental Concentrations (PECs) it is conceptually comparable with the HQ with the reference value being the PNEC.

In **tier 2**, the potency-adjusted exposure determined using **RPFs** is compared with the reference point for the index chemical to calculate a MoE. With **Toxic Equivalency Factors (TEF)**, if available, a single reference value can be established for the most studied, and generally most potent member of the group, which is then expressed as a group reference value (such as a group TDI), expressed in toxic equivalents. At the risk characterisation step, the combined exposure, also expressed in toxic equivalents, is then compared to the group reference value. **For the ecosystem**, quantitative impact metrics can be derived in higher-tier assessments using Species Sensitivity Distributions (SSDs). The exposure levels of the mixture components belonging to the same assessment group are first summed based on their relative potency (Σ TU approach), and then the impact metric is derived from the SSD: the msPAF (Posthuma et al., 2002a,b). The msPAF has been proposed as a method for assemblage-level mixture risk assessment in ecotoxicology, and has been used for various purposes including analyses of (bio)monitoring data combined in the study of site-specific impacts on species assemblages with toxic mixture modelling (see e.g. Mulder et al., 2005; De Zwart et al., 2006; Harbers et al., 2006; Mulder, 2006).

A prioritisation method applicable to **all areas** is the **Maximum Cumulative Ratio (MCR)**, which identifies the specific chemicals that are drivers of toxicity or risk in an assessment group and can be applied in combination with any of the methods described above. Originally developed by Price and Han (2011), the MCR is the ratio of the combined toxicity (i.e. HI) to the highest toxicity (HQ) from a single component of the assessment group (i.e. maximum HQ) to an individual in the target population. The maximum MCR value is equal to the number of chemicals in a mixture, and the lowest value is 1, indicating that one chemical substance dominates the combined exposure risk and implying that a combined assessment is redundant (Price and Han, 2011).

At **higher tiers**, the risk metrics become **more quantitative and probabilistic** with increasing consideration of internal dose using either TK data or PB-TK or PB-TK-TD modelling. In the **human and animal health area**, the **internal dose HI** corrects exposure for internal dose taking into account TK parameters such as absorption or body burden (e.g. clearance). In the **ecological area**, the **internal dose sum of toxic units (IDTU_m)** aims to derive internal concentrations for each chemical in the assessment group as the product of the occurrence in the biological medium and the

bioaccumulation factor (OECD, 2017a). All these methods that integrate internal dose can be applied to compare with the hazard benchmark, i.e. the RPI, PODI, MOET, or TEQI (Toxic Equivalency Index) (US EPA, 2005; EFSA, 2013b; Bopp et al., 2016; OECD, 2017a).

The most refined methods include the application of probabilistic methods such a probabilistic harmonic sum of MoEs derived from PB-TK-TD models and probabilistic exposure estimates for the assessment group components. An example of such methods is the probability of Critical Exposure (POCE) derived from the distribution of Individual Margins of Exposure (IMOE) has been applied to the dose addition model in the human health area (Bosgra et al., 2009; Müller et al., 2009; Van der Voet et al., 2009). However, as these methods require full TK and dose–response data for each chemical substance in the assessment group, they are rarely used in combined risk assessment (EFSA, 2013a, 2014b; Cedergreen et al., 2017; OECD, 2017a).

Table 4: Risk characterisation methodologies applied to component-based approaches using the dose or concentration addition assumption

Method	Area	Calculation
HI	Human, animal, Ecological	$HI = \sum_{i=1}^n HQ_i$ with $HQ_i = Exp_i/RV_i$ and $RV_i = RP_i/UF_i$
RI	Ecological	$RI = \sum_{i=1}^n PEC_i/PNEC_i$
RPI/PODI	Human, animal, Ecological	$RPI = PODI = \sum_{i=1}^n Exp_i/RP_i$
MOET	Human, animal, ecological	$MOET = (\sum_{i=1}^n (RP_i/IE_{Exp_i})^{-1})^{-1}$ Where $MOE_i = RP_i/Exp_i$ or $RP_{index}/(RPF_i * Exp_i)$
ΣTU	Animal, ecological	$\Sigma TU = \sum_{i=1}^n C_i/ECx_i$ Where $TU = [C_i]/[ECx_i]$
Internal HI	Human, animal, ecological	$IHQ_i = (Internal\ Exp_i/RV_i)$ $IHI_i = \Sigma Internal\ Exp_i/\Sigma HQ$
Internal sum TU (IDΣTU)	Animal, ecological	$IDTU = [C_i] * BAF/[Critical\ body\ residue]$ $IDTU_m = \Sigma IDU$ $ID\Sigma TU = \sum_{i=1}^n IDTU_i$ with $IDTU_i = C_i * BAF_i/CBR_i$

HI: Hazard Index; Exp_i : exposure of the individual chemical substances in the mixture; RV_i : reference value of the individual chemical substance in the mixture (e.g. ADI or TDI); RI: Risk Index; PEC_i : predicted effect concentration of the individual chemical substance in the mixture; $PNEC_i$: predicted no effect concentration of the individual chemical substance in the mixture; RPI/PODI: Reference Point Index/Point of departure Index; RP_i : reference point of the individual chemical substance in the mixture (e.g. NOAEL or BMDL); UF: uncertainty factor; MOE: Margin of Exposure; RP_{index} : reference point of the index chemical; MOET: Sum of margin of Exposures; MOE_i : Margin of Exposure for chemical in the mixture; TU: Toxicity unit; C_i : concentration in media of chemical i in mixture; ECx_i : Effect concentration of chemical substance i in the mixture (e.g. LD_{50} , LC_{50} , EC_{50} , ECX); RPF_i : relative potency factor of the individual chemical substance in the mixture; Internal HI: HI corrected for internal dose; Internal Exp: internal exposure for chemical i as a correction of the external dose (absorption, body burden, etc.); IHQ_i : Internal Hazard Quotient; Internal HI: Internal Hazard Index; HQ: Hazard Quotient; InternalSum TU: sum of TU corrected for internal dose; BAF: bioaccumulation factor.

6.3.2. Response addition

Application of response addition for risk characterisation becomes an option if the following conditions are met:

- The chemical substances considered are likely to act by independent dissimilar action or mechanisms.
- No interactions between the chemical substances are expected, either in the exposure medium or in the exposed organisms.
- Response points and ideally the full dose–response are available for all or at least two chemical substances in the mixture.

The combined response can then be calculated using the equation for independent random events (Bliss, 1939):

$$R_{mix} = 1 - \prod_{i=1}^n (1 - R_i)$$

R_{mix} is the toxicological response elicited by the multiple chemicals where R_i represents the response level as a consequence of Exposure to chemical substance i . The response values represent probabilities or fractions and can take values between 0 and 1. It is important to realise that the outcome of an assessment using response addition is conceptually different from a risk quotient (e.g. $PEC/PNEC$ ratio). It indicates the population fraction or fraction of species at risk, the acceptability of which has to be decided on a case-by-case basis.

At very low response values, e.g. tumour risks in the range of 1–10 in a million, responses summed under the assumption of response addition, produce virtually the same results as application of the equation for independent random events. This probably explains the use of the term ‘addition’, which is not in line with the fact that (non-)responses are multiplied in the equation of independent random events. Applying response addition, particularly in the ecological area, summing responses should be discouraged as it is conceptually wrong and produces erroneous results at higher response levels.

6.3.3. Interactions

Methods for risk characterisation of combined exposures to multiple chemicals deviating from dose addition, i.e. ‘interaction’, have been developed by a number of international scientific advisory bodies and are reviewed elsewhere (US EPA, 2000, 2007; ATSDR, 2004; Pohl et al., 2009; EFSA, 2013b; OECD, 2018). In all areas, ideally the hazard assessment step will allow the assessment of interactions and the magnitude of the interaction which then can be taken into account in the risk characterisation. As discussed in the hazard assessment section (Section 5.4), toxicologically relevant interactions are uncommon at low levels of Exposure and the methods to be applied will depend on the nature and the quality of the evidence available on such interactions.

To take into account interactions in the risk characterisation step, risk assessors can use a number of methods. At a low tier, the **HI modified by binary interactions** provides a method to evaluate hazard data for possible pairs of chemicals to determine the binary weight of evidence for each of these pairs, determining the expected direction of an interaction (EFSA, 2013a). An **interaction-based HI (HI_{int})** allows translating the available information about interactions by means of an algorithm into a numerical score, based on expert judgement. The numerical score takes into account: (1) the nature of the interaction; (2) the quality of the available data; (3) the biological/toxicological plausibility of the interaction under real exposure conditions; and (4) the relevance for human health (Mumtaz and Durkin, 1992; US EPA, 2000, 2007; ATSDR, 2004; Sarigiannis and Hansen, 2012; EFSA, 2013b). Recently, the three Non-Food EU Committees have discussed the limitations of the approach as: (1) providing only a numerical score of potential risk related to multiple chemical exposure; (2) being strongly affected by ‘subjective evaluation’; and (3) as for HI, also in HI_{int} derivation, intrinsic uncertainties affecting reference values, are combined and amplified (SCHER, SCCS and SCENIHR, 2012).

In ecological risk assessment, if an interaction is demonstrated to occur, its magnitude should be taken into account in the risk characterisation using a **modified interaction-based toxic unit approach** (EFSA PPR Panel, 2012a).

At high tiers and for all areas, dosimetry can be taken into account using PB-TK-TD modelling and either an internal HI modified by binary interactions or a MOET can be calculated on an internal dose basis. Such data are currently rarely available but large research efforts are ongoing at EFSA (EFSA-Q-2015-00554, EFSA-Q-2015-00641) and internationally to increasingly apply these methods for human health, animal health and ecological risk characterisation of combined exposures (Boobis et al., 2011; Cedergreen, 2014; Cedergreen et al., 2017; OECD, 2017b).

6.4. Uncertainty analysis

Like in any other risk assessment, it is important to consider the uncertainties involved in assessing the risks of combined exposure to multiple chemicals when interpreting the assessment results. In general, there are more sources of uncertainties, and uncertainties will be larger than in assessments of single chemical substances, as the assessment has to deal with more complex situations.

EFSA recently adopted a guidance document on uncertainty analysis in EFSA’s scientific assessments, which is supported by a more extensive Opinion providing an assessment of the underlying principles and a toolbox of reviewed quantitative and qualitative methods (EFSA Scientific Committee, 2018a). The guidance is aimed at all types of scientific assessment undertaken at EFSA and therefore should also be followed when conducting a combined exposure risk assessment. The individual uncertainties should be listed throughout the risk assessment process. The most important uncertainties involved in the different assessment steps of combined exposure to multiple chemical substances are discussed in Annex I.

6.5. Interpretation of risk characterisation

6.5.1. Whole mixture approach

Risk characterisation for the whole mixture is not different from that used for individual chemicals, as the mixture is treated as a single entity. So, if the estimated exposure exceeds the reference value, there is a potential risk. In human and animal risk assessment, in general a MoE of at least 100 (applied when extrapolating between and within species) is generally considered not to represent a case for which health risks would exist. However, a larger MoE might be required if there are important data gaps, or a smaller MoE may be considered appropriate if relevant human or animal data indicate that a lower factor is appropriate for interspecies extrapolation (EFSA Scientific Committee, 2012c). For chemical substances that are genotoxic and carcinogenic, the EFSA Scientific Committee advises that a $\text{MoE} \geq 10,000$, when comparing estimated exposure with a BMDL_{10} from a rodent carcinogenicity study, would be of low concern from a public health point of view (EFSA Scientific Committee, 2005). Such a judgement is ultimately a matter for risk managers and a MoE of that magnitude should not preclude risk management measures to reduce or prevent human exposure to genotoxic carcinogens (EFSA Scientific Committee, 2005). This also applies to whole mixtures that are genotoxic and carcinogenic, both for humans and companion animals. Genotoxicity and carcinogenicity are generally not considered to be of similar concern for farm animals and the ecological area because of differences in protection goals and lifespan.

6.5.2. Component-based approach

In general, when the **HI** approach is used, a $\text{HI} \leq 1$ indicates that the combined risk is acceptable, whereas when it exceeds 1, that there is a potential concern. When the value of 1 is exceeded, it is important to take into consideration the quality and nature of the underlying data and assumptions, especially at lower-tier assessments that may even relate to different endpoints. In such cases, the assessment may need to be refined particularly when assuming dose addition and no interaction.

The **Reference Point Index (RPI)** often incorporates the default (100-fold) uncertainty factor to account for the uncertainties and the RPI value multiplied by this uncertainty factor should be ≤ 1 . If it exceeds 1, a potential concern may be identified but needs to be interpreted in the light of the biological relevance of the effect and the likelihood of under- or overestimation of risk. Alternatively, if the combined (total) Margin of Exposure (**MOET**) is greater than 100 or another alternative value specified for the MOET, depending on the nature of the effect on the target population, the combined risk is considered acceptable.

When applying **Relative Potency Factors**, the health effect of the combined exposure is assessed using the dose–response curve of the index chemical and then divided by the exposure to derive an MOE. Again an MOE of 100 or more is generally considered acceptable, unless indications exist that it should be adjusted (EFSA Scientific Committee, 2012c).

If one or more components of a mixture are **genotoxic and carcinogenic**, then the MOET for the mixture when calculated based on a BMDL_{10} from an animal study larger than 10,000 is considered of low concern, as for a single chemical substance (EFSA Scientific Committee, 2012c). In the event that a combination of multiple genotoxic substances is assessed at a low tier, it may have to be assumed that all components have equal carcinogenic potency, and the MOET is calculated from one BMDL_{10} (assumed to be the most potent carcinogen of the mixture). The exposure to the components of the mixture is summed and the value of 10,000 would again be applied. A recent application of this approach is illustrated in the Opinion of the Scientific Panel on Contaminants in the Food Chain on human risk assessment of pyrrolizidine alkaloids in honey, tea, herbal infusions and food supplements (EFSA CONTAM Panel, 2017a). If BMDL values are available for all of the **genotoxicants** in the mixture, then the MOET can be calculated as the reciprocal of the sum of the reciprocals of the MOE of the individual chemical substances, applying the default assumption of dose addition. If the MOET is higher than 10,000, then the combined exposure would be of low concern from a public health point of view. Again, as noted above, judgement regarding the acceptability of a MOET is a matter for risk managers.

For ecological risk assessment, the sum of toxic units is often used as a risk metric. If LC_{50} values are used as the basis for the toxic unit, an acute lethal sum of toxic units of 1 ($\Sigma\text{TU} = 1$) for the multiple chemicals means that the mixture would cause 50% lethality for the species assessed. For communities and ecosystems the SSD approach can be used to identify the reference point, usually as

the HC₅-NOEC (Hazardous Concentration for 5% of the species against exceedance of their no effect level, see Section 6.2).

The **MCR** reflects whether a single chemical is the overall contributor to the risk estimate (MCR ~ 1) or whether each chemical contributes equally to the risk estimate (MCR ~ the number of chemicals present).

For the **response addition approach**, as long as the doses/concentrations of each individual independently dissimilar acting components remain below the (true) no effect values, they theoretically do not contribute to combined toxicity. However, as the NOAEL(C)s and NOECs derived from experimental studies are often associated with effect levels in the range 5 to 20% (EFSA PPR Panel, 2009; Kortenkamp et al., 2009), although unlikely, exposures equal to these levels may contribute to combined effects also for dissimilarly acting chemical substances (SCHER, SCCS and SCENIHR, 2012) and an additional uncertainty factor may be considered when the exposure of two or more chemical substances are close to their respective reference points.

If the information of the combined exposure and hazard characterisation does not indicate a concern, the assessment can be stopped. Alternatively, the outcome of the risk characterisation may indicate a potential risk and may indicate a need for a risk management decision, or a trigger to proceed to a higher tier that offers sufficient information for risk management, in which assumptions and uncertainties are reduced in an iterative way (US EPA, 2007; OECD, 2018).

6.6. Guidance on risk characterisation

The risk characterisation for the whole mixture and component-based approaches are similar and are summarised below in a step-wise manner. These steps do not necessarily need to occur in the sequence presented and may need to be conducted in an iterative way. The approach is illustrated in Figure 9.

- **Step 1:** Collate the exposure and hazard metrics determined in the exposure assessment and the hazard characterisation, and the decision points for the risk characterisation from the analysis plan of the problem formulation.
- **Step 2:** Confirm or revise the approach for the risk characterisation metric and its interpretation, starting with a fit for purpose methodology (HI, MoE, relative potency factor index, etc.).
- **Step 3:** Summarise risk characterisation results, associated assumptions (exposure, potency, dose addition, interaction), list uncertainties.
- **Step 4:** Interpret the risk characterisation results, i.e. whether the combined risk is acceptable or not, based on established procedure or risk management protection goals and quantify uncertainties, whenever possible. If the combined risk is not acceptable, advise on the types of data that would be of value for potential refinement of the assessment.

The stepwise approach is summarised below in Figure 9.

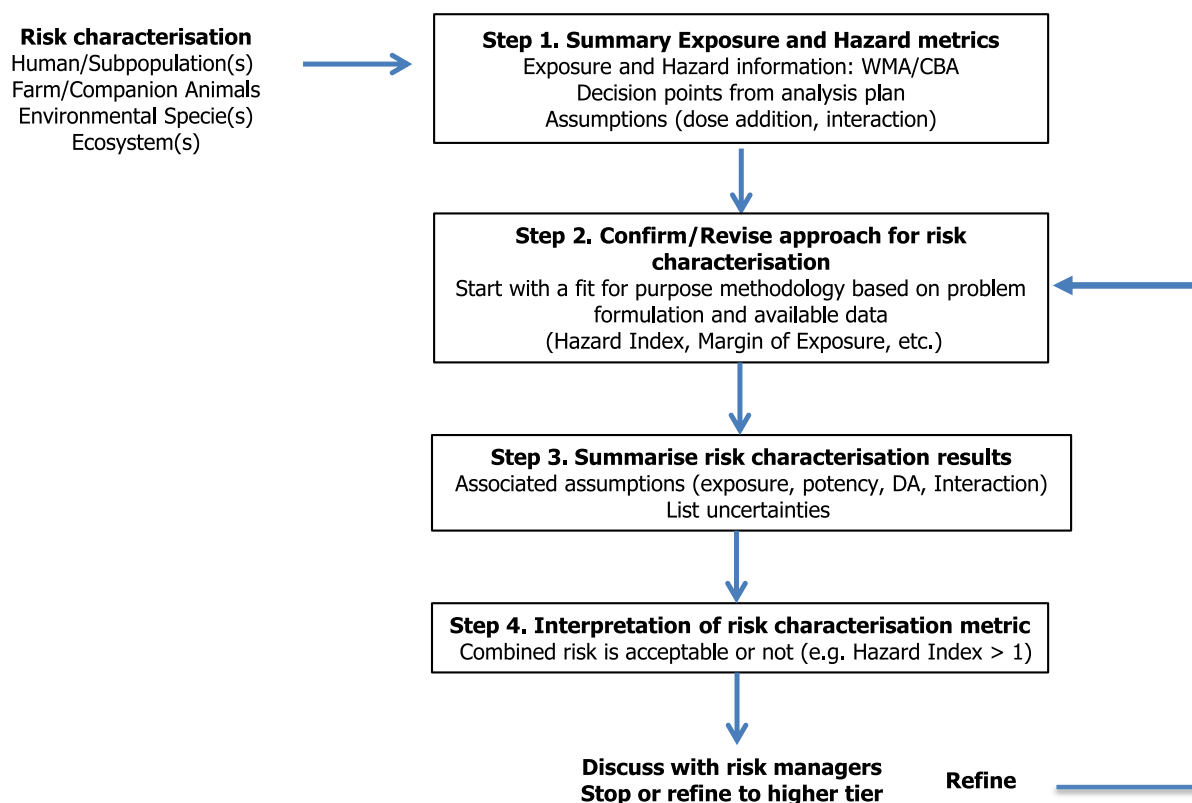


Figure 9: Stepwise approach for risk characterisation of combined exposure to multiple chemicals

7. Reporting a risk assessment of combined exposure to multiple chemicals

Reporting should be consistent with EFSA's general principles on transparency and reporting (EFSA, 2015c), including the use of the weight of evidence approach, assessment of biological relevance as well as the reporting and communication uncertainties (EFSA Scientific Committee, 2017a,b, 2018a; EFSA, 2019). In a risk assessment of combined exposure to multiple chemicals, this should include justifying the choice of methods used, documenting all steps of the procedure in sufficient detail for them to be repeated, and making clear where and how expert judgement has been used (EFSA, 2015b). Where the assessment used methods that are already described in other documents, it is sufficient to refer to those. Reporting should also include referencing and, if appropriate, listing or summarising all evidence considered; identifying any evidence that was excluded; detailed reporting of the conclusions; and supplying sufficient information on intermediate results for readers to understand how the conclusions were reached.

To aid transparency and accessibility for readers, it may be useful to also summarise a combined exposure risk assessment in a tabular form, and to use the tabular format as a trigger to check on reporting completeness. A suggested format is shown in Table 5. Whether or not a tabular format is used, all the information listed in Table 5 must be included in the combined exposure risk assessment report, in a location and format that can easily be located by the reader (e.g. identifiable from section headings in the table of contents). If the information is presented in tabular form, it should be concise (ideally not more than one page per table) and refer the reader to the text of the combined risk assessment for details.

Table 5: Optional tabular format for summarising a risk assessment of combined exposure to multiple chemicals

Problem formulation	Description of the mixture	Chemical space to be covered, Fully defined or poorly defined mixture, Composition, Data availability for components or whole mixture
	Conceptual model	Question/Terms of Reference, Source, exposure pathways, Species/subpopulation, Regulatory framework, Other?
	Methodology	Overview of available data Whole mixture or component-based approach or a combination of the two. principles for grouping, Assessment group
	Analysis plan	
Exposure Assessment	Characterisation of the mixture Components of the assessment group	
	Summary occurrence (concentration) data	
	Summary exposure	Assumptions, Exposure metrics Identify uncertainties
Hazard identification and Hazard characterisation	Mixture composition WMA/CBA	
	Reference points/Reference values	
	Summary hazard metrics	Assumptions combined toxicity (DA, RA), hazard metrics Identify uncertainties
Risk characterisation	Summary exposure and hazard metrics	
	Risk characterisation approach	
	Summary risk metrics	Associated Assumptions (DA, RA, interactions), Risk metrics Overall uncertainty analysis
	Interpretation	

WMA: whole mixture approach; CBA: component-based approach; DA: dose addition; RA: risk assessment.

To illustrate the applicability of the Guidance and reporting table to human health, animal health and the ecological area, three case studies are reported in Annexes B, C and D:

- B) Human health risk assessment of combined exposure to hepatotoxic contaminants in food.
- C) Animal health risk assessment of botanical mixtures in an essential oil used as a feed additive for fattening in chicken.
- D) Quantifying the impact of binary mixture interactions on hazard characterisation in bees.

The reporting table provides only a brief summary and must always be accompanied by detailed reporting of the risk assessment.

8. Way forward and recommendations

Risk assessment of combined exposure to multiple chemicals is a field that has often followed an independent development pathway in various disciplines, for which even within-discipline differences have been evolving for, e.g. different chemical groups. This means that the available combined exposure, effect and risk information is not only scattered in literature, but also apparently diverse in nature and in their definitions, models and metrics used. However, the apparent divergences mask an underlying high degree of similarity, as recognised from the review of the concepts, models, data and practical approaches of combined exposure risk assessment. Based on that review, not only were these similarities recognised and used for this guidance, but also various remaining gaps were identified.

The Scientific Committee recommends that the applicability of the guidance document is assessed through a testing phase and the development of specific case studies, including more complex scenarios on single and multiple species, relevant to the different EFSA panels.

Recommendations for future work to support filling the data gaps identified in this guidance document include the following:

- General recommendations
 - Further develop and implement open source curated tools and databases for exposure and hazard assessment of multiple chemicals including production, use, occurrence, consumption data and toxicity (e.g. IPCHEM). for risk assessment of combined exposure to multiple chemicals for the human health, animal health and ecological area.
 - Development of methodologies for risk assessment of exposure to multiple chemicals combined with other stressors (e.g. biological hazards, physical agents).
 - Improve interagency, Member states and international cooperation in the area of chemical mixtures.
 - Further develop and implement landscape modelling in ecological risk assessment of multiple chemicals to integrate taxa-specific hazard information, exposure information, eco-epidemiological information in a spatial explicit fashion for different habitats and ecosystems.
- Exposure assessment
 - Develop guidance for aggregate exposure assessment methodologies for single and multiple chemicals.
 - Further implement probabilistic exposure assessment methodologies for multiple chemicals.
 - Further develop non-target chemical analysis (broad scope chemical screening) for the characterisation of chemical mixtures.
- Hazard identification and characterisation
 - Further develop and implement methodologies to take into account deviations from dose addition using both biologically based and statistical modelling:
 - Investigate dose dependency for specific interactions of TK or TD nature (e.g. CYP, phase II enzymes and transporters: induction or inhibition, inhibition of repair mechanisms).
 - Investigate when binary interaction data provide a basis for predicting effects of mixtures with more components.
 - Investigate specific scenarios under which the application of an extra uncertainty factor for interactions is justified especially when the components are present below their individual reference points.
 - Further develop knowledge on MoA, Aggregated Exposure Pathways (AEPs) (see Glossary for definition) and AOPs for single and multiple chemicals.
 - Provide better integration of high throughput, *in vitro* and omics data generated from modern methodologies as currently investigated world-wide in translational research (OECD, US EPA, EFSA) and Horizon 2020 programmes (EUROMIX, EUTOXRISK, HBM4EU, etc.). These will provide the means to further integrate data from alternative methods under the 3R principles and improve the mechanistic basis for setting assessment groups using data on MoA, AEPs and AOPs for multiple chemicals.
 - Further develop and implement generic *in silico* approaches for combined toxicity (i.e. refinement of TTC, specific QSARs) integrating mechanistic data and different types of evidence (*in vivo*, *in vitro*, *in silico*, 'omics, etc.) to support component-based approaches.
 - Further develop and implement generic physiologically based TK (PB-TK) and PB-TK-TD in human health, animal health and the ecological area integrating internal dose in component-based approaches. These are currently under development at US EPA, JRC, EFSA and under other research programmes and will enable risk assessment based on internal doses of multiple chemicals. Recent examples include generic PB-K fish models published on EFSA knowledge junction (Grech et al., 2018a,b; Grech et al., 2019).

References

- Altenburger R, Schmitt H and Schuurmann G, 2005. Algal toxicity of nitrobenzenes: Combined effect analysis as a pharmacological probe for similar modes of interaction. *Environmental Toxicology and Chemistry*, 24, 324–333.
- Ankley GT, Bennett RS, Erickson RJ, Hoff DJ, Hornung MW, Johnson RD, Mount DR, Nichols JW, Russom CL, Schmieder PK, Serrano JA, Tietge JE and Villeneuve DL, 2010. Adverse outcome pathways: a conceptual framework to support ecotoxicology research and risk assessment. *Environmental Toxicology and Chemistry*, 29, 730–741.
- ATSDR (Agency for Toxic Substances and Disease Registry), 2004. *Guidance Manual for the Assessment of Joint Toxic Action of Chemical Mixtures*. US Department of Health and Human Services, 107.
- ATSDR (Agency for Toxic Substances and Disease Registry), 2018. *Framework for assessing health impacts of multiple chemicals and other stressors (update)*. Available online: <https://www.atsdr.cdc.gov/interactionprofiles/ip-ga/ipga.pdf>
- Azimonti G, Galimberti F, Marchetto F, Menaballi L, Ullucci S, Pellicoli F, Alessandra C, Lidia C, Alessio I, Angelo M, de Boer W and van der Voet H, 2015. Comparison of NOEC values to EC10/EC20 values, including confidence intervals, in aquatic and terrestrial ecotoxicological risk assessment. *EFSA Supporting Publications*, 12(12), p.906E.
- Baas J, Jager T and Kooijman B, 2010. A review of DEB theory in assessing toxic effects of mixtures. *Science of the Total Environment*, 408, 3740–3745.
- Baas J, Augustine S, Marques GM and Dorne JL, 2018. Dynamic energy budget models in ecological risk assessment: from principles to applications. *Science of the Total Environment*, 628–629, 249–260.
- Backhaus T, Brooks BW and Kapustka L, 2010. Chemical risk assessment: pressures, perceptions and expectations. *Integrated Environmental Assessment and Management*, 6, 323–324.
- Backhaus T, Faust M and Kortenkamp A, 2013. Cumulative risk assessment: a European perspective on the state of the art and the necessary next steps forward. *Integrated Environmental Assessment and Management*, 9, 547–548. <https://doi.org/10.1002/ieam.1475>
- Beasley A, Belanger SE, Brill JL and Otter RR, 2015. Evaluation and comparison of the relationship between NOEC and EC10 or EC20 values in chronic *Daphnia* toxicity testing. *Environmental Toxicology and Chemistry*, 34, 2378–2384.
- Bjarnason SG, 2004. *Toxicology of chemical mixtures: a review of mixtures assessment (No. DRDC-TM-2004-016)*. Defence research and Development Suffield (ALBERTA).
- Bliss CI, 1939. The toxicity of poisons applied jointly. *Annals of Applied Biology*, 26, 585–615.
- Boobis A, Budinsky R, Collie S, Crofton K, Embry M, Felter S, Hertzberg R, Kopp D, Mihlan G, Mumtaz M, Price P, Solomon K, Teuschler L, Yang R and Zaleski R, 2011. Critical analysis of literature on low-dose synergy for use in screening chemical mixtures for risk assessment. *Critical Reviews in Toxicology*, 41, 369–383.
- Bopp S, Berggren E, Kienzler A, van der Linden S and Worth A, 2015. Scientific methodologies for the assessment of combined effects of chemicals – a survey and literature review. *JRC Technical Reports*, 64.
- Bopp SK, Kienzler A, van der Linden S, Richarz A-N, Triebe J and Worth A, 2016. Review of case studies on the human and environmental risk assessment of chemical mixtures: Identification of priorities, methodologies, data gaps, future needs. *JRC Technical Reports*. Available online: <https://ec.europa.eu/jrc/en/publication/review-case-studies-human-and-environmental-risk-assessment-chemical-mixtures>
- Bopp SK, Barouki R, Brack W, Dalla Costa S, Dorne JLC, Drakvik PE, Faust M, Karjalainen TK, Kephelopoulos S, van Klaveren J and Kolossa-Gehring M, 2018. Current EU research activities on combined exposure to multiple chemicals. *Environment International*, 120, 544–562.
- Bosgra S, van der Voet H, Boon PE and Slob W, 2009. An integrated probabilistic framework for cumulative risk assessment of common mechanism chemicals in food: an example with organophosphorus pesticides. *Regulatory Toxicology and Pharmacology*, 54, 124–133. <https://doi.org/10.1016/j.yrtph.2009.03.004>
- van Broekhuizen FA, Posthuma L and Traas TP (RIVM), 2016. Addressing combined effects of chemicals in environmental safety assessment under REACH – A thought starter. 36 pp. Available online: https://www.rivm.nl/en/Documents_and_publications/Scientific/Reports/2017/February/Addressing_combined_effects_of_chemicals_in_environmental_safety_assessment_under_REACH_A_thought_starter
- Carvalho RN, Arukwe A, Ait-Aissa S, Bado-Nilles A, Balzamo S, Baun A, Belkin S, Blaha L, Brion F, Conti D and Creusot N, 2014. Mixtures of chemical pollutants at European legislation safety concentrations: how safe are they? *Toxicological Sciences*, 141, 218–233.
- Cedergreen N, 2014. Quantifying synergy: a systematic review of mixture toxicity studies within environmental toxicology. *PLoS ONE*, 9, e96580. <https://doi.org/10.1371/journal.pone.0096580>
- Cedergreen N, Dalhoff K, Li D, Gottardi M and Kretschmann AC, 2017. Can toxicokinetic and toxicodynamic modeling be used to understand and predict synergistic interactions between chemicals? *Environmental Science and Technology*, 51, 14379–14389.

- CEFIC (European Chemical Industry Council), 2014. UV-EB Labelling Guide - Fourth Edition rev (3) Final version updated. Impact of European chemical legislation on Classification & labelling of UV/EB Acrylates. Fourth edition, August 2011 (Update table 7 June 2014). Available online: https://hnlkg4f5wdw34kx1a1e9ygem-wpe.ngine.netdna-ssl.com/wp-content/uploads/2017/09/4_Guide-to-the-Classification-and-Labelling-of-UV-EB-Acrylates.pdf
- Cheng S and Bois FY, 2011. A mechanistic modeling framework for predicting metabolic interactions in complex mixtures. *Environmental Health Perspectives*, 119, 1712–1718.
- da Costa GG, Jacob CC, Von Tungeln LS, Hasbrouck NR, Olson GR, Hattan DG, Reimschuessel R and Beland FA, 2012. Dose–response assessment of nephrotoxicity from a twenty-eight-day combined-exposure to melamine and cyanuric acid in F344 rats. *Toxicology and Applied Pharmacology*, 262, 99–106.
- De Zwart D and Posthuma L, 2005. Complex mixture toxicity for single and multiple species: Proposed methodologies. *Environmental Toxicology and Chemistry*, 24, 2665–2676.
- De Zwart D, Dyer SD, Posthuma L and Hawkins CP, 2006. Predictive models attribute effects on fish assemblages to toxicity and habitat alteration. *Ecological Applications*, 16, 1295–1310.
- Di Guardo A, Gouin T, MacLeod M and Scheringer M, 2018. Environmental fate and exposure models: advances and challenges in 21st century chemical risk assessment. *Environmental Science-Processes and Impacts*, 20, 58–71.
- Dorne J-L, Richardson J, Kass G, Georgiadis N, Monguidi M, Pasinato L, Cappe S, Verhagen H and Robinson T, 2017. OpenFoodTox: EFSA's open source toxicological database on chemical hazards in food and feed. *EFSA Journal*, 15, e15011.
- ECETOC (European Centre for Ecotoxicology and Toxicology of Chemicals), 2012. The European Centre for Ecotoxicology and Toxicology of Chemicals (ECETOC) 2012 Annual Report. Available online: http://www.ecetoc.org/wp-content/uploads/2013/06/ECETOC_2012_Annual_Report.pdf
- ECHA (European Chemicals Agency), 2014. Transitional Guidance on mixture toxicity assessment for biocidal products for the environment. 45. Available online: https://echa.europa.eu/documents/10162/23492134/tg_mixture+toxicity_superseded_en.pdf/de8eede9-45f0-4be3-538e-8e922d21e8dd
- ECHA (European Chemicals Agency), 2015. Guidance on the Biocidal Products Regulation: Volume III Human Health, Part B Risk Assessment. Available online: https://echa.europa.eu/documents/10162/23036412/biocides_guidance_human_health_ra_iii_part_bc_en.pdf/30d53d7d-9723-7db4-357a-ca68739f5094
- ECHA (European Chemicals Agency), 2017. Guidance on the Biocidal Products Regulation. Volume IV Environment - Assessment and Evaluation (Parts B + C) Version 2.0 October 2017. Available online: https://echa.europa.eu/documents/10162/23036412/bpr_guidance_ra_vol_iv_part_bc_en.pdf/e2622aea-0b93-493f-85a3-f9cb42be16ae
- EFSA (European Food Safety Authority), 2005a. Opinion of the Scientific Panel on Contaminants in the Food Chain on a request from the European Parliament related to the safety assessment of wild and farmed fish. *EFSA Journal* 2005;3(6):236, 118 pp. <https://doi.org/10.2903/j.efsa.2005.236>
- EFSA (European Food Safety Authority), 2005b. A harmonised approach for risk assessment of substances which are both genotoxic and carcinogenic. *EFSA Journal* 2005;3(10):282, 31 pp. <https://doi.org/10.2903/j.efsa.2005.282>
- EFSA (European Food Safety Authority), 2008a. Scientific Opinion of the Panel on Contaminants in the Food Chain on a request from the European Commission on polycyclic aromatic hydrocarbons in food. *EFSA Journal* 2008;6(8):724, 114 pp. <https://doi.org/10.2903/j.efsa.2008.724>
- EFSA (European Food Safety Authority), 2008b. Scientific Opinion of the Panel on Plant Protection Products and their Residues (PPR Panel) on a request from the EFSA evaluate the suitability of existing methodologies and, if appropriate, the identification of new approaches to assess cumulative and synergistic risks from pesticides to human health with a view to set MRLs for those pesticides in the frame of Regulation (EC) 396/2005. *EFSA Journal* 2008;6(5):705, 85 pp. <https://doi.org/10.2903/j.efsa.2008.705>
- EFSA (European Food Safety Authority), 2009. Guidance Document on Risk Assessment for Birds & Mammals on request from EFSA. *EFSA Journal* 2009;7(12):1438, 358 pp. <https://doi.org/10.2903/j.efsa.2009.1438>
- EFSA (European Food Safety Authority), 2010. Management of left-censored data in dietary exposure assessment of chemical substances. *EFSA Journal* 2010;8(3):1557, 96 pp. <https://doi.org/10.2903/j.efsa.2010.1557>
- EFSA (European Food Safety Authority), 2011. Overview of the procedures currently used at EFSA for the assessment of dietary exposure to different chemical substances. *EFSA Journal* 2011;9(12):2490, 33 pp. <https://doi.org/10.2903/j.efsa.2011.2490>
- EFSA (European Food Safety Authority), 2013a. International framework dealing with human risk assessment of combined exposure to multiple chemicals. *EFSA Journal* 2013;11(7):3313, 69 pp. <https://doi.org/10.2903/j.efsa.2013.3313>
- EFSA (European Food Safety Authority), 2013b. EFSA Guidance Document on the risk assessment of Plant Protection Products on bees (*Apis mellifera*, *Bombus* spp. and solitary bees). *EFSA Journal* 2013;11(7):3295, 268 pp. <https://doi.org/10.2903/j.efsa.2013.3295>
- EFSA (European Food Safety Authority), 2014a. Modern methodologies and tools for human hazard assessment of chemicals. *EFSA Journal* 2014;12(4):3638, 87 pp. <https://doi.org/10.2903/j.efsa.2014.3638>

- EFSA (European Food Safety Authority), 2014b. Towards an integrated environmental risk assessment of multiple stressors on bees: review of research projects in Europe, knowledge gaps and recommendations. *EFSA Journal* 2014;12(3):3594, 102 pp. <https://doi.org/10.2903/j.efsa.2014.3594>
- EFSA (European Food Safety Authority), 2014c. EFSA Scientific Colloquium No 21: Harmonisation of human and ecological risk assessment of combined exposure to multiple chemicals. Edinburgh, 11 September 2014.
- EFSA (European Food Safety Authority), 2014d. Discussion Paper - Transformation to an "Open EFSA". Available online: www.efsa.europa.eu
- EFSA (European Food Safety Authority), 2014e. Guidance on expert knowledge elicitation in food and feed safety risk assessment. *EFSA Journal* 2014;12(6):3734, 35 pp. <https://doi.org/10.2903/j.efsa.2014.3734>
- EFSA (European Food Safety Authority), 2014f. Guidance on statistical reporting. *EFSA Journal* 2014;12(12):3908, 18 pp. <https://doi.org/10.2903/j.efsa.2014.3908>
- EFSA (European Food Safety Authority), 2015a. Harmonisation of human and ecological risk assessment of combined exposure to multiple chemicals. EFSA supporting publication, 76 pp. Available online: <https://publications.europa.eu/en/publication-detail/-/publication/df252bd7-0aa7-11e6-b713-01aa75ed71a1/language-en>
- EFSA (European Food Safety Authority), 2015b. Scientific report on Principles and process for dealing with data and evidence in scientific assessments. *EFSA Journal* 2015;13(5):4121, 35 pp. <https://doi.org/10.2903/j.efsa.2015.4121>
- EFSA (European Food Safety Authority), 2015c. Editorial: Increasing robustness, transparency and openness of scientific assessments. *EFSA Journal* 2015;13(3):e13031, 3 pp. <https://doi.org/10.2903/j.efsa.2015.e13031>
- EFSA (European Food Safety Authority), 2016. Scientific opinion on the evaluation of the safety and efficacy of Listex™ P100 for reduction of pathogens on different ready-to-eat (RTE) food products. *EFSA Journal* 2016;14(8):4565, 94 pp. <https://doi.org/10.2903/j.efsa.2016.4565>
- EFSA (European Food Safety Authority), 2017. Guidance on the assessment of the biological relevance of data in scientific assessments. *EFSA Journal* 2017;15(8):4970, 73 pp. <https://doi.org/10.2903/j.efsa.2017.4970>
- EFSA (European Food Safety Authority), 2018a. Guidance on use of EFSA Pesticide Residue Intake Model (EFSA PRIMo revision 3). *EFSA Journal* 2018;16(1):5147, 43 pp. <https://doi.org/10.2903/j.efsa.2018.5147>
- EFSA (European Food Safety Authority), 2018b. EFSA Scientific Colloquium 24 –'omics in risk assessment: state of the art and next. EFSA Supporting publication 2018:EN-1512. <https://doi.org/10.2903/sp.efsa.2018.EN-1512>
- EFSA (European Food Safety Authority), Hart A, Maxim L, Siegrist M, Von Goetz N, da Cruz C, Merten C, Mosbach-Schulz O, Lahaniatis M, Smith A and Hardy A, 2019. Guidance on Communication of Uncertainty in Scientific Assessments. *EFSA Journal* 2019;17(1):5520, 73 pp. <https://doi.org/10.2903/j.efsa.2019.5520>
- EFSA CEF Panel (EFSA Panel on Food Contact Materials, Enzymes, Flavourings and Processing Aids), Silano V, Bolognesi C, Castle L, Cravedi J-P, Engel K-H, Fowler P, Franz R, Grob K, Gurtler R, Husøy T, Karenlampi S, Milana MR, Penninks A, Tavares Pocas MF, Smith A, Tlustos C, Wölflle D, Zorn H, Zugravu C-A, Beckman Sundh U, Benigni R, Brimer L, Mulder G, Oskarsson A, Svendsen C, Martino C and Mennes W, 2017. Scientific Opinion of Flavouring Group Evaluation 500 (FGE.500): rum ether. *EFSA Journal* 2017;15(8):4897, 53 pp. <https://doi.org/10.2903/j.efsa.2017.4897>
- EFSA CONTAM Panel (EFSA Panel on Contaminants in the Food Chain), 2009. Scientific Opinion on marine biotoxins in shellfish – Palytoxin group. *EFSA Journal* 2009;7(12):1393, 38 pp. <https://doi.org/10.2903/j.efsa.2009.1393>
- EFSA CONTAM Panel (EFSA Panel on Contaminants in the Food Chain), 2011. Scientific Opinion on Pyrrolizidine alkaloids in food and feed. *EFSA Journal* 2011;9(11):2406, 134 pp. <https://doi.org/10.2903/j.efsa.2011.2406>
- EFSA CONTAM Panel (EFSA Panel on Contaminants in the Food Chain), 2012. Scientific Opinion on Ergot alkaloids in food and feed. *EFSA Journal* 2012;10(7):2798, 158 pp. <https://doi.org/10.2903/j.efsa.2012.2798>
- EFSA CONTAM Panel and EFSA CEF Panel (EFSA Panel on Contaminants in the Food Chain and EFSA Panel on Food Contact Materials E, Flavourings and Processing Aids), 2010. Scientific Opinion on Melamine in Food and Feed. *EFSA Journal* 2010;8(4):1573, 145 pp. <https://doi.org/10.2903/j.efsa.2010.1573>
- EFSA CONTAM Panel (EFSA Panel on Contaminants in the Food Chain), Knutsen HK, Alexander J, Barregård L, Bignami M, Brüschweiler B, Ceccatelli S, Cottrill B, Dinovi M, Edler L, Grasl-Kraupp B, Hogstrand C, Hoogenboom LR, Nebbia CS, Oswald IP, Petersen A, Rose M, Roudot A-C, Schwerdtle T, Vleminckx C, Vollmer G, Wallace H, Ruiz Gomes JA and Binaglia M, 2017a. Statement on the risks for human health related to the presence of pyrrolizidine alkaloids in honey, tea, herbal infusions and food supplements. *EFSA Journal* 2017;15(7):4908, 34 pp. <https://doi.org/10.2903/j.efsa.2017.4908>
- EFSA CONTAM Panel (EFSA Panel on Contaminants in the Food Chain), Knutsen HK, Alexander J, Barregård L, Bignami M, Brüschweiler B, Ceccatelli S, Cottrill B, Dinovi M, Edler L, Grasl-Kraupp B, Hogstrand C, Hoogenboom LR, Nebbia CS, Petersen A, Rose M, Roudot A-C, Schwerdtle T, Vleminckx C, Vollmer G, Wallace H, Dall'Asta C, Dänicke S, Eriksen G-S, Altieri A, Roldán-Torres R and Oswald IP, 2017b. Scientific opinion on the risks for animal health related to the presence of zearalenone and its modified forms in feed. *EFSA Journal* 2017;15(7):4851, 123 pp. <https://doi.org/10.2903/j.efsa.2017.4851>
- EFSA FEEDAP Panel (EFSA Panel on Additives and Products or Substances used in Animal Feed), 2017b. Guidance on the assessment of the safety of feed additives for the target species. *EFSA Journal* 2017;15(10):5021, 19 pp. <https://doi.org/10.2903/j.efsa.2017.5021>

- EFSA FEEDAP Panel (EFSA Panel on Additives and Products or Substances used in Animal Feed), Rychen G, Aquilina G, Azimonti G, Bampidis V, Bastos ML, Bories G, Cocconcetti PS, Flachowsky G, Gropp J, Kolar B, Kouba M, Lopez-Alonso M, Lopez Puente S, Mantovani A, Mayao B, Ramos F, Saarela M, Villa RE, Wallace RJ, Wester P, Brantom P, Dusemund B, Van Beelen P, Westendorf J, Gregoretto L, Manini P and Chesson A, 2017a. Scientific Opinion on the safety and efficacy of an essential oil from *Origanum vulgare* subsp. *hirtum* (Link) letsw. var. Vulkan when used as a sensory additive in feed for all animal species. EFSA Journal 2017;15(12):5095, 16 pp. <https://doi.org/10.2903/j.efsa.2017.5095>
- EFSA NDA Panel (EFSA Panel on Dietetic Products, Nutrition and Allergies (NDA)), 2011. Scientific Opinion on the safety of 'Glavonoid[®]', an extract derived from the roots or rootstock of *Glycyrrhiza glabra* L., as a Novel Food ingredient. EFSA Journal 2011;9(7):2287, 27 pp. <https://doi.org/10.2903/j.efsa.2011.2287>
- EFSA NDA Panel (EFSA Panel on Dietetic Products, Nutrition and Allergies (NDA)), Turck D, Bresson J, Burlingame B, Dean T, Fairweather-Tait S, Heinonen M, Ildico Hirsch-Ernst K, Mangelsdorf I, McArdle H, Naska A, Neuhauser-Berthold M, Nowicka G, Pentieva K, Sanz Y, Siani A, Sjodin A, Stern M, Tome D, Vinceti M, Willatts P, Engel K, Marchelli R, Poting A, Poulsen M, Salminen S, Schlatter J, Arcella D, Gelbmann W, de Sesmaisons-Lecarre A, Verhagen H and van Loveren H, 2016. Guidance on the preparation and presentation of an application for authorisation of a novel food in the context of Regulation (EU) 2015/2283. EFSA Journal 2016;14(11):4594, 24 pp. <https://doi.org/10.2903/j.efsa.2016.4594>
- EFSA NDA Panel (EFSA Panel on Dietetic Products, Nutrition and Allergies (NDA)), Turck D, Bresson J, Burlingame B, Dean T, Fairweather-Tait S, Heinonen M, Ildico Hirsch-Ernst K, Mangelsdorf I, McArdle H, Naska A, Neuhauser-Berthold M, Nowicka G, Pentieva K, Sanz Y, Siani A, Sjodin A, Stern M, Tome D, Vinceti M, Willatts P, Engel K, Marchelli R, Poting A, Poulsen M, Salminen S, Schlatter J, Turla E and van Loveren H, 2017. Statement on the safety of EstroG-100TM as a novel food pursuant to Regulation (EC) No 258/97. EFSA Journal 2017;15(5):4778, 8 pp. <https://doi.org/10.2903/j.efsa.2017.4778>
- EFSA PPR Panel (EFSA Panel on Plant Protection Products and their Residues), 2008. Scientific Opinion of the Panel on Plant Protection Products and their Residues (PPR Panel) on a request from the EFSA evaluate the suitability of existing methodologies and, if appropriate, the identification of new approaches to assess cumulative and synergistic risks from pesticides to human health with a view to set MRLs for those pesticides in the frame of Regulation (EC) 396/2005. EFSA Journal 2008;6(5):705, 84 pp. <https://doi.org/10.2903/j.efsa.2008.705>
- EFSA PPR Panel (EFSA Panel on Plant Protection Products and their Residues), 2009. Guidance Document on risk assessment for birds and mammals on request from EFSA. EFSA Journal 2009;7(12):1438. <https://doi.org/10.2903/j.efsa.2009.1438>
- EFSA PPR Panel (EFSA Panel on Plant Protection Products and their Residues), 2012a. Scientific Opinion on the science behind the development of a risk assessment of Plant Protection Products on bees (*Apis mellifera*, *Bombus* spp. and solitary bees). EFSA Journal 2012;10(5):2668, 275 pp. <https://doi.org/10.2903/j.efsa.2012.2668>
- EFSA PPR Panel (EFSA Panel on Plant Protection Products and their Residues), 2012b. Guidance on the Use of Probabilistic Methodology for Modelling Dietary Exposure to Pesticide Residues. EFSA Journal 2012;10(10):2839, 95 pp. <https://doi.org/10.2903/j.efsa.2012.2839>
- EFSA PPR Panel (EFSA Panel on Plant Protection Products and their Residues), 2013a. Scientific Opinion on the identification of pesticides to be included in cumulative assessment groups on the basis of their toxicological profile (2014 update). EFSA Journal 2013;11(7):3293, 131 pp. <https://doi.org/10.2903/j.efsa.2013.3293>
- EFSA PPR Panel (EFSA Panel on Plant Protection Products and their Residues), 2013b. Guidance on tiered risk assessment for Plant Protection Products for aquatic organisms in edge-of-field surface waters. EFSA Journal 2013;11(7):3290, 268 pp. <https://doi.org/10.2903/j.efsa.2013.3290>
- EFSA PPR Panel (EFSA Panel on Plant Protection Products and their Residues), 2014. Scientific Opinion on good modelling practice in the context of mechanistic effect models for risk assessment of Plant Protection Products. EFSA Journal 2014;12(3):3589, 92 pp. <https://doi.org/10.2903/j.efsa.2014.3589>
- EFSA PPR Panel (EFSA Panel on Plant Protection Products and their Residues), 2015. Scientific Opinion on the effect assessment for pesticides on sediment organisms in edge-of-field surface water. EFSA Journal 2015;13(7):4176, 145 pp. <https://doi.org/10.2903/j.efsa.2015.4176>
- EFSA PPR Panel (EFSA Panel on Plant Protection Products and their Residues), 2017. Investigation into experimental toxicological properties of plant protection products having a potential link to Parkinson's disease and childhood leukaemia. EFSA Journal 2017;15(3):4691, 325 pp. <https://doi.org/10.2903/j.efsa.2017.4691>
- EFSA Scientific Committee, 2005. 2005, Opinion of the Scientific Committee on a request from EFSA related to A Harmonised Approach for Risk Assessment of Substances Which are both Genotoxic and Carcinogenic. EFSA Journal 2005;3(10):282, 31 pp. <https://doi.org/10.2903/j.efsa.2005.282>
- EFSA Scientific Committee, 2012a. Scientific Opinion on Exploring options for providing advice about possible human health risks based on the concept of Threshold of Toxicological Concern (TTC). EFSA Journal 2012;10(7):2750-103. <https://doi.org/10.2903/j.efsa.2012.2750>
- EFSA Scientific Committee, 2012b. Guidance on selected default values to be used by the EFSA Scientific Committee, Scientific Panels and Units in the absence of actual measured data. EFSA Journal 2012;10(3):2579, 32 pp. <https://doi.org/10.2903/j.efsa.2012.2579>

- EFSA Scientific Committee, 2012c. Scientific Opinion on the applicability of the Margin of Exposure approach for the safety assessment of impurities which are both genotoxic and carcinogenic in substances added to food/feed. *EFSA Journal* 2012;10(2):2570, 12 pp. <https://doi.org/10.2903/j.efsa.2012.2570>
- EFSA Scientific Committee, 2015. Scientific Opinion: Guidance on the review, revision and development of EFSA's Cross-cutting Guidance Documents. *EFSA Journal* 2015;13(4):4080, 11 pp. <https://doi.org/10.2903/j.efsa.2015.4080>
- EFSA Scientific Committee, 2016a. Scientific opinion on coverage of endangered species in environmental risk assessments at EFSA. *EFSA Journal* 2016;14(2):4313, 85 pp. <https://doi.org/10.2903/j.efsa.2016.4313>
- EFSA Scientific Committee, 2016b. Scientific opinion on priority topics for the development of risk assessment guidance by EFSA's Scientific Committee in 2016–2018. *EFSA Journal* 2016;14(6):4502, 9 pp. <https://doi.org/10.2903/j.efsa.2016.4502>
- EFSA Scientific Committee, Hardy A, Benford D, Halldorsson T, Jeger MJ, Knutsen HK, More S, Naegeli H, Noteborn H, Ockleford C, Ricci A, Rychen G, Schlatter JR, Silano V, Solecki R, Turck D, Benfenati E, Chaudhry QM, Craig P, Frampton G, Greiner M, Hart A, Hogstrand C, Lambre C, Luttik R, Makowski D, Siani A, Wahlstroem H, Aguilera J, Dorne J-L, Fernandez Dumont A, Hempen M, Valtuena Martinez S, Martino L, Smeraldi C, Terron A, Georgiadis N and Younes M, 2017a. Scientific Opinion on the guidance on the use of the weight of evidence approach in scientific assessments. *EFSA Journal* 2017;15(8):4971, 69 pp. <https://doi.org/10.2903/j.efsa.2017.4971>
- EFSA Scientific Committee, Hardy A, Benford D, Halldorsson T, Jeger MJ, Knutsen HK, More S, Naegeli H, Noteborn H, Ockleford C, Ricci A, Rychen G, Schlatter JR, Silano V, Solecki R, Turck D, Younes M, Bresson J-L, Griffin J, Hougaard Benekou S, van Loveren H, Luttik R, Messeean A, Penninks A, Ru G, Stegeman JA, van der Werf W, Westendorf J, Woutersen RA, Barrizone F, Bottex B, Lanzoni A, Georgiadis N and Alexander J, 2017b. Guidance on the assessment of the biological relevance of data in scientific assessments. *EFSA Journal* 2017;15(8):4970, 73 pp. <https://doi.org/10.2903/j.efsa.2017.4970>
- EFSA Scientific Committee, Hardy A, Benford D, Halldorsson T, Jeger MJ, Knutsen KH, More S, Mortensen A, Naegeli H, Noteborn H, Ockleford C, Ricci A, Rychen G, Silano V, Solecki R, Turck D, Aerts M, Bodin L, Davis A, Edler L, Gundert-Remy U, Sand S, Slob W, Bottex B, Abrahantes JC, Marques DC, Kass G and Schlatter JR, 2017c. Update: Guidance on the use of the benchmark dose approach in risk assessment. *EFSA Journal* 2017;15(1):4658, 41 pp. <https://doi.org/10.2903/j.efsa.2017.4658>
- EFSA Scientific Committee, Benford D, Halldorsson T, Jeger MJ, Knutsen HK, More S, Naegeli H, Noteborn H, Ockleford C, Ricci A, Rychen G, Schlatter JR, Silano V, Solecki R, Turck D, Younes M, Craig P, Hart A, Von Goetz N, Koutsoumanis K, Mortensen A, Ossendorp B, Martino L, Merten C, Mosbach-Schultz O and Hardy A, 2018a. Guidance on Uncertainty Analysis in Scientific Assessments. *EFSA Journal* 2018;16(1):5123, 39 pp. <https://doi.org/10.2903/j.efsa.2018.5123>
- EFSA Scientific Committee, More S, Bampidis V, Benford D, Boesten J, Bragard C, Halldorsson TI, Hernández-Jerez A, Benekou SH, Koutsoumanis KP, Naegeli H, Nielsen SS, Schlatter JR, Schrenk D, Silano V, Turck D, Younes M, Gundert-Remy U, Kass GEN, Kleiner J, Rossi AM, Serafimova R, Reilly L and Wallace HM, 2018b. Guidance on the use of the Threshold of Toxicological Concern approach in food safety assessment. *EFSA Journal* 2018, 22 pp. <https://www.efsa.europa.eu/sites/default/files/consultation/consultation/181112-d.pdf>
- EFSA Scientific Committee, More S, Bampidis V, Benford D, Boesten J, Bragard C, Halldorsson T, Hernandez-Jerez A, Hougaard-Benekou S, Koutsoumanis K, Naegeli H, Nielsen SS, Schrenk D, Silano V, Turck D, Younes M, Aquilina G, Crebelli R, Gürtler R, Hirsch-Ernst KI, Mosesso P, Nielsen E, Solecki R, Carfi M, Martino C, Maurici D, Parra Morte J and Schlatter J, 2019. Statement on the genotoxicity assessment of chemical mixtures. *EFSA Journal* 2019;17(1):5519, 11 pp. <https://doi.org/10.2903/j.efsa.2019.5519>
- European Commission, 2002. Regulation (EC) No 178/2002 of the European Parliament and of the Council of 28 January 2002 laying down the general principles and requirements of food law, establishing the European Food Safety Authority and laying down procedures in matters of food safety. *Official Journal L* 031, 1/2/2002 P. 0001–0024.
- European Commission, 2003. Technical Guidance Document (TGD) on Risk Assessment of Chemical Substances (2nd edition). European Commission, European Chemical Bureau, Joint Research Centre, EUR 20418 EN/2.
- European Commission, 2006. Regulation (EC) No 1907/2006 of the European Parliament and of the Council of 18 December 2006 concerning the Registration, Evaluation, Authorisation and Restriction of Chemicals (REACH), establishing a European Chemicals Agency, amending Directive 1999/45/EC and repealing Council Regulation (EEC) No 793/93 and Commission Regulation (EC) No 1488/94 as well as Council Directive 76/769/EEC and Commission Directives 91/155/EEC, 93/67/EEC, 93/105/EC and 2000/21/EC. Article 3 of the REACH.
- European Commission, 2008. Regulation (EC) No 1272/2008 of the European Parliament and of the Council of 16 December 2008 on classification, labelling and packaging of substances and mixtures, amending and repealing Directives 67/548/EEC and 1999/45/EC, and amending Regulation (EC) No 1907/2006. Article 2 of the CLP.
- European Commission, 2012. Communication from the Commission to the Council - the combination effects of chemicals. *Chemical Mixtures, COM*, 2012, 10.
- European Pharmacopoeia, 2017. 9.0, Council of Europe. Available online: <https://www.edqm.eu/en/european-pharmacopoeia-ph-eur-9th-edition>

- Faust M, Altenburger R, Backhaus T, Blanck H, Boedeker W, Gramatica P, Hamer V, Scholze M, Vighi M and Grimme LH, 2001. Predicting the joint algal toxicity of multi-component s-triazine mixtures at low-effect concentrations of individual toxicants. *Aquatic Toxicology*, 56, 13–32.
- Faust M, Altenburger R, Backhaus T, Blanck H, Boedeker W, Gramatica P, Hamer V, Scholze M, Vighi M and Grimme LH, 2003. Joint algal toxicity of 16 dissimilarly acting chemicals is predictable by the concept of independent action. *Aquatic Toxicology*, 63, 43–63.
- Fisk P, 2014. *Chemical Risk Assessment: a manual for REACH*. 418 pp. Publisher: Wiley, Editor: Peter Fisk, Oliver Warwick, ISBN: 978-1-119-95368-5.
- George TK, Liber K, Solomon KR and Sibley PK, 2003. Assessment of the probabilistic ecological risk assessment-toxic equivalent combination approach for evaluating pesticide mixture toxicity to zooplankton in outdoor microcosms. *Archives of Environmental Contamination and Toxicology*, 45, 453–461.
- Grech A, Tebby C, Brochot C, Bois FY, Bado-Nilles A, Dorne JL, Quignot N and Beaudouin R, 2018a. Physiological parameters for four fish species (rainbow trout, zebra fish, fathead minnow and three-spined stickleback) as the basis for the development of generic physiologically-based kinetic models. <https://zenodo.org/record/1414332#.XEW3WDBKjIU>
- Grech A, Tebby C, Brochot C, Bois FY, Bado-Nilles A, Dorne JL, Quignot N and Beaudouin R, 2018b. Generic physiologically-based toxicokinetic modelling for fish: Integration of environmental factors and species variability.
- Grech A, Tebby C, Brochot C, Bois FY, Bado-Nilles A, Dorne JL, Quignot N and Beaudouin R, 2019. Generic physiologically-based toxicokinetic modelling for fish: Integration of environmental factors and species variability. *Science of the Total Environment*, 651(Pt 1), 516–531.
- Greco WR, Bravo G and Parsons JC, 1995. The search for synergy: a critical review from a response surface perspective. *Pharmacological Reviews*, 47, 331–385.
- Haddad S, Beliveau M, Tardif R and Krishnan K, 2001. A PBPK modeling-based approach to account for interactions in the health risk assessment of chemical mixtures. *Toxicological Sciences*, 63, 125–131.
- Hamers T, Legradi J, Zwart N, Smedes F, de Weert J, van den Brandhof EJ, van de Meent D and de Zwart D, 2018. Time-Integrative Passive sampling combined with TOxicity Profiling (TIPTOP): an effect-based strategy for cost-effective chemical water quality assessment. *Environmental Toxicology and Pharmacology*, 64, 48–59.
- Harbers JV, Huijbregts MAJ, Posthuma L and Van de Meent D, 2006. Estimating the impact of high-production-volume chemicals on remote ecosystems by toxic pressure calculation. *Environmental Science and Technology*, 40, 1573–1580.
- IGHRC, 2008. *Chemical Mixtures: A framework for assessing risks to human health (CR14)*. 95 pp. Available online: https://osha.europa.eu/sites/default/files/seminars/documents/Risk-Assessment-Procedures_Levy_9.pdf
- Jacob CC, Reimschuessel R, Von Tungeln LS, Olson GR, Warbritton AR, Hattan DG, Beland FA and da Costa GG, 2011. Dose–response assessment of nephrotoxicity from a 7-day combined exposure to melamine and cyanuric acid in F344 rats. *Toxicological Sciences*, 119, 391–397.
- Johnson RM, Pollock HS and Berenbaum MR, 2009. Synergistic interactions between in-hive miticides in *Apis mellifera*. *Journal of Economic Entomology*, 102, 474–479.
- Jonker MJ, Svendsen C, Bedaux JJM, Bongers M and Kammenga JE, 2005. Significance testing of synergistic/antagonistic, dose level-dependent, or dose ratio-dependent effects in mixture dose–response analysis. *Environmental Toxicology and Chemistry*, 24, 2701–2713.
- Judson RS, Kavlock RJ, Setzer RW, Cohen Hubal EA, Martin MT, Knudsen TB, Houck KA, Thomas RS, Wetmore BA and Dix DJ, 2011. Estimating toxicity-related biological pathway altering doses for high-throughput chemical risk assessment. *Chemical Research in Toxicology*, 24, 451–462.
- KEMI (The Swedish Chemicals Agency), 2015. An additional assessment factor (MAF) – A suitable approach for improving the regulatory risk assessment of chemical mixtures?, Swedish Chemicals Agency. Print: Arkitektkopia, Stockholm 2015. ISSN 0284-1185. Article number: 361 159.
- Kienzler A, Berggren E, Bessens J, Bopp S, Van der Linden S and Worth A, 2014. *Assessment of Mixtures - Review of Regulatory Requirements and Guidance Luxembourg: Publications Office of the European Union. Scientific and Technical Research series – ISSN 1831-9424 (online). ISBN 978-92-79-64812-0 (PDF)* <https://doi.org/10.2788/138523>
- Kienzler A, Bopp SK, van der Linden S, Berggren E and Worth A, 2016. Regulatory assessment of chemical mixtures: Requirements, current approaches and future perspectives. *Regulatory Toxicology and Pharmacology*, 80, 321–334.
- Kooijman S, 1987. A safety factor for LC₅₀ values allowing for differences in sensitivity among species. *Water Research*, 21, 269–276.
- Kortenkamp A, Backhaus T and Faust M, 2009. *State of the Art Report on Mixture Toxicity*. Report. 391. Available online: http://ec.europa.eu/environment/chemicals/effects/pdf/report_mixture_toxicity.pdf
- Kortenkamp A, Evans R, Faust M, Kalberlah F, Scholze M and Schuhmacher-Wolz U, 2012. Investigation of the state of the science on combined actions of chemicals in food through dissimilar modes of action and proposal for science-based approach for performing related cumulative risk assessment EFSA 2012.

- Loos M, Ragas AMJ, Plasmeijer R, Schipper AM and Hendriks AJ, 2010. Eco-SpaCE: An object-oriented, spatially explicit model to assess the risk of multiple environmental stressors on terrestrial vertebrate populations. *Science of the Total Environment*, 408, 3908–3917.
- Meek MEB, 2013. International experience in addressing combined exposures: Increasing the efficiency of assessment. *Toxicology*, 313, 185–189.
- Meek ME, Boobis AR, Crofton KM, Heinemeyer G, Van Raaij M and Vickers C, 2011. Risk assessment of combined exposure to multiple chemicals: A WHO/IPCS framework. *Regulatory Toxicology and Pharmacology*, 60, S1–S14.
- Mulder C, 2006. Driving forces from soil invertebrates to ecosystem functioning: the allometric perspective. *Naturwissenschaften*, 93, 467–479.
- Mulder C, Cohen JE, Setälä H, Bloem J and Breure AM, 2005. Bacterial traits, organism mass, and numerical abundance in the detrital soil food web of Dutch agricultural grasslands. *Ecology Letters*, 8, 80–90.
- Müller AK, Bosgra S, Boon PE, van der Voet H, Nielsen E and Ladefoged O, 2009. Probabilistic cumulative risk assessment of anti-androgenic pesticides in food. *Food and Chemical Toxicology*, 47, 2951–2962. <https://doi.org/10.1016/j.fct.2009.07.039>.
- Mumtaz MM and Durkin PR, 1992. A weight-of-evidence approach for assessing interactions in chemical mixtures. *Toxicology and Industrial Health*, 8, 377–406.
- Norwegian Scientific Committee for Food Safety (VKM), 2008. Combined toxic effects of multiple chemical exposures. Vitenskapskomiteen for mattrygghet/Norwegian Scientific Committee for Food Safety, Oslo, No. 105. Available online: <https://vkm.no/download/18.d44969415d027c43cf1e869/1509708687404/Combined%20toxic%20effects%20of%20multiple%20chemical%20exposures.pdf>
- Nys C, Van Regenmortel T, Janssen CR, Oorts K, Smolders E and De Schamphelaere KAC, 2018. A framework for ecological risk assessment of metal mixtures in aquatic systems. *Environmental Toxicology and Chemistry*, 37, 623–642.
- OECD (Organisation for Economic Co-operation and Development), 2000. Series on Testing and Assessment, No 23, Guidance document on aquatic toxicity testing of difficult substances and mixtures. ENV/JM/MONO(2000)6.
- OECD (Organisation for Economic Co-operation and Development), 2011. WHO OECD ILSI/HESI International Workshop on Risk Assessment of Combined Exposures to Multiple Chemicals Workshop Report. 77. Available online: [http://www.oecd.org/officialdocuments/publicdisplaydocumentpdf/?cote=env/jm/mono\(2011\)10&doclanguage=en](http://www.oecd.org/officialdocuments/publicdisplaydocumentpdf/?cote=env/jm/mono(2011)10&doclanguage=en)
- OECD (Organisation for Economic Co-operation and Development), 2017a. Guidance on Grouping of Chemicals, Second Edition, OECD Series on Testing and Assessment, No. 194, OECD Publishing, Paris. <https://doi.org/10.1787/9789264274679-en>
- OECD (Organisation for Economic Co-operation and Development), 2017b. Case study on the use of IATA for pesticide cumulative risk assessment & assessment of lifestage susceptibility. Series on Testing and Assessment No. 272, Environment, Health and Safety Division, Environment Directorate. Available online: [http://www.oecd.org/officialdocuments/publicdisplaydocumentpdf/?cote=env/jm/mono\(2017\)24&doclanguage=en](http://www.oecd.org/officialdocuments/publicdisplaydocumentpdf/?cote=env/jm/mono(2017)24&doclanguage=en)
- OECD (Organisation for Economic Co-operation and Development), 2018. Considerations for Assessing the Risks of Combined Exposure to Multiple Chemicals, Series on Testing and Assessment No. 296, Environment, Health and Safety Division, Environment Directorate. Available online: <http://www.oecd.org/chemicalsafety/risk-assessment/considerations-for-assessing-the-risks-of-combined-exposure-to-multiple-chemicals.pdf>
- Pohl HR, Mumtaz MM, Scinicariello F and Hansen H, 2009. Binary weight-of-evidence evaluations of chemical interactions-15 years of experience. *Regulatory Toxicology and Pharmacology*, 54, 264–271.
- Posthuma L, Traas TP and Suter G, 2002a. General Introduction to Species Sensitivity Distributions. Chapter 1 8 pp. In: Posthuma L, Suter GW II, Traas TP (ed.). *Species sensitivity distributions in ecotoxicology*. Lewis, Boca Raton (FL).
- Posthuma L, Sutter IIGW and Traas TP, 2002b. *Species Sensitivity Distributions in Ecotoxicology*. Lewis Publishers, Boca Raton, FL, USA.
- Posthuma L, Richards S, De Swart D, Dyer SD, Sibley PK, Hickey CH and Altenburger R, 2008. Mixture extrapolation approaches. In: Eds Solomon K, Brock T, De Zwart D, Dyer S, Posthuma L, Richards S, Sanderson H, Sibley PK, van den Brink PJ (eds.). *Extrapolation Practice for Ecotoxicological Effect Characterization of Chemicals*. CRC Press, Taylor & Francis Group, Boca Raton, FL, pp. 135–185.
- Price PS and Han X, 2011. Maximum cumulative ratio (MCR) as a tool for assessing the value of performing a Cumulative Risk Assessment. *International Journal of Environmental Research and Public Health*, 8, 2212–2225.
- Price PS, Hollnagel HM and Zabik JM, 2009. Characterizing the noncancer toxicity of mixtures using concepts from the TTC and quantitative models of uncertainty in mixture toxicity. *Risk Analysis*, 29, 1534–1548.
- Price P, Dhein E, Hamer M, Han X, Heneweer M, Junghans M, Kunz P, Magyar C, Penning H and Rodriguez C, 2012. A decision tree for assessing effects from exposures to multiple substances. *Environmental Sciences Europe*, 24, 12.
- Quignot N, Béchaux C and Amzal B, 2015a. Data collection on toxicokinetic and toxicodynamic interactions of chemical mixtures for human risk assessment. EFSA supporting publication, 85 pp. Available online: <https://www.efsa.europa.eu/en/supporting/pub/en-711>

- Quignot N, Grech A and Amzal B, 2015b. Data collection on combined toxicity of multiple chemicals for animal health and ecological risk assessment. EFSA supporting publication, 112 pp. Available online: <https://efsa.onlinelibrary.wiley.com/doi/full/10.2903/sp.efsa.2015.EN-861>
- Quignot N, Wiecek W, Amzal B and Dorne JL, 2018. The Yin–Yang of CYP3A4: a Bayesian meta-analysis to quantify inhibition and induction of CYP3A4 metabolism in humans and refine uncertainty factors for mixture risk assessment. *Archives of Toxicology*, pp. 1–13.
- Ragas AMJ, Teuschler LK, Posthuma L and Cowan C, 2010. Human and ecological risk assessment of chemical mixtures. In: *Mixture toxicity: linking approaches from ecological and human toxicology*. eds van Gestel CAM, Jonker M, Kammenga JE, Laskowski R and Svendsen C, CRC Press, Taylor & Francis Group, Boca Raton, FL, pp. 157–215.
- Ragas AM, Oldenkamp R, Preeker NL, Wernicke J and Schlink U. 2011. Cumulative risk assessment of chemical exposures in urban environments. *Environment International*, 37, 872–881.
- Rider CV and Simmons JE. (Eds.), 2018. *Chemical Mixtures and Combined Chemical and Nonchemical Stressors: Exposure, Toxicity, Analysis, and Risk*. Springer. <https://doi.org/10.1007/978-3-319-56234-6>
- Ross BH and Murphy GL, 1996. Category-based predictions: influence of uncertainty and feature associations. *Journal of Experimental Psychology: Learning, Memory, and Cognition*, 22, 736.
- Ross H and Warne M, 1997. Most chemical mixtures have additive aquatic toxicity. Proceedings of the third annual conference of the Australasian Society for Ecotoxicology. p. 17–19.
- Rotter S, Beronius A, Hanberg A, Zilliakus J, Nikolopoulou D, Machera K and Solecki R (EuroMix European Test and Risk Assessment Strategies for Mixtures), 2016. Report on mixtures and implementation strategy in Europe – Assessment of chemical mixtures under consideration of current and future regulatory requirements and scientific approaches. Available online: <https://zenodo.org/record/1067586#.WykCpPlubIU>
- Sarigiannis DA and Hansen U, 2012. Considering the cumulative risk of mixtures of chemicals – a challenge for policy makers. *Environmental Health*, 11, S1–S12.
- SCHER, SCCS and SCENIHR (Scientific Committee on Health and Environmental Risks, Scientific Committee on Consumer Safety and Scientific Committee on Emerging and Newly Identified Health Risks), 2012. Opinion on the Toxicity and Assessment of Chemical Mixtures. 50 pp. Available online: http://ec.europa.eu/health/scientific_committees/environmental_risks/docs/scher_o_155.pdf
- SCHER, SCENIHR and SCCS (Scientific Committee on Health and Environmental Risks, Scientific Committee on Emerging and Newly Identified Health Risks and Scientific Committee on Consumer Safety), 2013. Addressing the New Challenges for Risk Assessment. Available online: .
- Schreiner VC, Szöcs E, Bhowmik AK, Vijver MG and Schäfer RB, 2016. Pesticide mixtures in streams of several European countries and the USA. *Science of the Total Environment*, 573, 680–689.
- Segner H, 2011. Moving beyond a descriptive aquatic toxicology: The value of biological process and trait information. *Aquatic Toxicology*, 105, 50–55. Available online: http://ec.europa.eu/health/scientific_committee_s/docs/challenges_mandate_en.pdf
- Solomon KR, Brock TCM, Zwart DD, Dyer SD, Posthuma L, Richards SM, Sanderson H, Sibley PK and Van den Brink PJ, 2008. Extrapolation in the context of criteria setting and risk assessment.
- Solomon KR, Wilks MF, Bachman A, Boobis A, Moretto A, Pastoor TP, Phillips R and Embry MR, 2016. Problem formulation for risk assessment of combined exposures to chemicals and other stressors in humans. *Critical Reviews in Toxicology*, 46, 835–844.
- Sørensen H, Cedergreen N, Skovgaard IM and Streibig JC, 2007. An isobole-based statistical model and test for synergism/antagonism in binary mixture toxicity experiments. *Environmental and Ecological Statistics*, 14, 383–397.
- Stein B, Michalski B, Martin S, Pfeil R, Ritz V and Solecki R, 2014. Human health risk assessment from combined exposure in the framework of Plant Protection Products and biocidal products. *Journal Fur Verbraucherschutz Und Lebensmittelsicherheit [Journal of Consumer Protection and Food Safety]*, 9, 367–376.
- Teeguarden JG, Tan YM, Edwards SW, Leonard JA, Anderson KA, Corley RA, Kile ML, Simonich SM, Stone D, Tanguay RL, Waters KM, Harper SL and Williams DE, 2016. Completing the Link between Exposure Science and Toxicology for Improved Environmental Health Decision Making: The Aggregate Exposure Pathway Framework. *Environmental Science and Technology*, 50, 4579–4586.
- US EPA (US Environmental Protection Agency), 2000. Supplementary guidance for conducting health risk assessment of chemical mixtures. 209 pp. Available online: <https://cfpub.epa.gov/ncea/risk/recordisplay.cfm?deid=20533>
- US EPA, 2003. Framework for Cumulative Risk Assessment. 2003. U.S. Environmental Protection Agency, Office of Research and Development, National Center for Environmental Assessment, Washington, DC 20460. EPA/630/P-02/001F. May 2003. Available online: https://www.epa.gov/sites/production/files/2014-11/documents/frmwrk_cum_risk_assmnt.pdf
- US EPA (US Environmental Protection Agency), 2005. Guidelines for carcinogen risk assessment. Federal Register 70(66)177650-18717. Available online at: <http://www.epa.gov/raf/pubalpha.htm>
- US EPA (US Environmental Protection Agency), 2007. Concepts, methods, and data sources for cumulative health risk assessment of multiple chemicals, exposures and effects: a resource document (Final Report, 2008). 412 pp. Available online: <https://cfpub.epa.gov/ncea/risk/recordisplay.cfm?deid=190187>

- US EPA (Environmental Protection Agency), 2011. Vocabulary Catalog List Detail-Integrated Risk Information System (IRIS) Glossary.
- US EPA (US Environmental Protection Agency), 2016. Pesticide cumulative risk assessment: framework for screening analysis purpose. 17 pp. Available online: <https://cfpub.epa.gov/ncea/risk/recorddisplay.cfm?deid=158302>
- Van den Berg M, Birnbaum LS, Denison M, De Vito M, Farland W, Feeley M, Fiedler H, Hakansson H, Hanberg A, Haws L, Rose M, Safe S, Schrenk D, Tohyama C, Tritscher A, Tuomisto J, Tysklind M, Walker N and Peterson RE, 2006. The 2005 World Health Organization reevaluation of human and mammalian toxic equivalency factors for dioxins and dioxin-like compounds. *Toxicological Sciences*, 93, 223–241.
- Van der Voet H, van der Heijden GWAM, Bos PMJ, Bosgra S, Boon PE, Muri SD and Brüschweiler BJ, 2009. A model for probabilistic health impact assessment of exposure to food chemicals. *Food and Chemical Toxicology*, 47, 2926–2940. <https://doi.org/10.1016/j.fct.2008.12.027>
- Van Gestel CAM, Jonker MJ, Kammenga JE, Laskowski R and Svendsen C, 2011. Mixture Toxicity. Linking Approaches from Ecological and Human Toxicology. SETAC Press, Pensacola, USA, 320 pp. ISBN 9781439830086
- Verhaar HJM, Vanleeuwen CJ and Hermens JLM, 1992. Classifying environmental-pollutants. 1. Structure-activity-relationships for prediction of aquatic toxicity. *Chemosphere*, 25, 471–491.
- White DB, Faessel HM, Slocum HK, Khinkis L and Greco WR, 2004. Nonlinear response surface and mixture experiment methodologies applied to the study of synergism. *Biometrical Journal: Journal of Mathematical Methods in Biosciences*, 46, 56–71.
- Whitehorn PR, O'Connor S, Wackers FL and Goulson D, 2012. Neonicotinoid pesticide reduces bumble bee colony growth and queen production. *Science*, 336, 351–352.
- WHO (World Health Organization), 2009. Assessment of combined exposures to multiples chemicals: report of a WHO/IPCS International Workshop. Available online: <http://www.who.int/ipcs/methods/harmonization/areas/workshopreportdocument7.pdf>
- WHO/IPCS (World Health Organization/International Programme on Chemical Safety) (World Health Organization), 2009. Principles and methods for the risk assessment of chemicals in food. *Environmental Health Criteria*. Available online: <http://www.who.int/foodsafety/publications/chemical-food/en/>
- Wilkinson CF, Christoph GR, Julien E, Kelley JM, Kronenberg J, McCarthy J and Reiss R, 2000. Assessing the risks of Exposures to multiple chemicals with a common mechanism of toxicity: How to cumulate? *Regulatory Toxicology and Pharmacology*, 31, 30–43.

Glossary

Acceptable daily intake (ADI)	The estimate of the amount of a chemical in food or drinking-water, expressed on a body weight basis that can be ingested daily over a lifetime without appreciable health risk to the consumer. It is derived on the basis of all the known facts at the time of the evaluation. (WHO, 2009).
Adverse effect	Change in the morphology, physiology, growth, reproduction, development or lifespan of an organism that results in impairment of functional capacity to compensate for additional stress or increased susceptibility to the harmful effects of other environmental influences (EFSA, 2013a).
Adverse Outcome Pathway (AOP)	Conceptually, an AOP can be viewed as a sequence of events commencing with initial interactions of a stressor with a biomolecule in a target cell or tissue (i.e. molecular initiating event), progressing through a dependent series of intermediate events and culminating with an adverse outcome. AOPs are typically represented sequentially, moving from one key event to another, as compensatory mechanisms and feedback loops are overcome (OECD, 2018).
Aggregate exposure	Exposure to the same substance from multiple sources and by multiple routes (OECD, 2018).
Aggregate Exposure Pathways (AEP)	An AEP is the assemblage of existing knowledge on biologically, chemically and physically plausible, empirically supported links between introduction of a chemical or other stressor into the environment and its concentration at a site of action, i.e. target site exposure as defined by the National Academy of Sciences, USA. It may be relevant to exposure assessment, risk assessment, epidemiology, or all three. The target site exposure (the terminal outcome of the AEP), along with the molecular initiating event from the AOP, represent the point of integration between an AEP and an AOP' (Teeguarden et al., 2016).
Antagonism	Toxicological interaction in which the combined biological effect of two or more substances is less than expected on the basis of dose addition or response addition.

Assessment factor	Numerical adjustment used to extrapolate from experimentally determined (dose–response) relationships to estimate the agent exposure below which an adverse effect is not likely to occur.
Assessment group	Chemical substances that are treated as a group by applying a common risk assessment principle (e.g. dose addition) because these components have some characteristics in common (i.e. the grouping criteria).
Combined Margin of Exposure (MOET)	The MOET approach is the reciprocal sum of the reciprocals of the MOEs (or, the reciprocal of the PODI) (OECD, 2018)
Component-based approach	An approach in which the risk of combined exposure to multiple chemicals is assessed based on exposure and effect data of the individual components.
Concentration addition	A component-based model in which the components are treated as if having a similar action. The components may vary in toxic potency. Components contribute to the combined effect relative to the ratio between their concentration and toxic potency. Concentration is often the exposure metric used as a proxy for dose in <i>in vitro</i> studies and also commonly in ecological risk assessment.
Conceptual model	Defined by EFSA (2016) in the context of environmental risk assessment as ‘Step of the environmental risk assessment problem formulation phase describing and modelling scenarios and pathways on how the use of a regulated product may harm a specific protection goal’. A form of conceptual framework, which is defined by PROMETHEUS project (Promoting Methods for Evidence Use in Scientific assessments) (EFSA, 2015b,c) as ‘The context of the assessment; all subquestion(s) that must be answered; and how they combine in the overall assessment.’ In the present Guidance, conceptual model refers to a qualitative description or diagram showing how pieces and lines of evidence combine to answer a question or subquestion, as well as any relationships or dependencies between the pieces and lines of evidence. The conceptual model could be presented as, for example, a flow chart or list of logical steps (see Section 3 problem formulation).
Cumulative Assessment Group (CAG)	A type of Assessment Group in which the active substances could plausibly act by a common mode of action, not all of which will necessarily do so (EFSA, 2013a).
Cumulative exposure	Combined exposure to multiple chemicals by multiple routes or combined exposure to multiple chemicals by a single route.
Cumulative risk assessment	The combined risks from aggregate exposures to multiple agents or stressors.
Dissimilar action	Occurs when the modes of action and possibly, but not necessarily, the nature and sites of toxic effects differ between the chemicals in a mixture, and one chemical does not influence the toxicity of another.
Dose addition	As above for concentration addition. Dose is the exposure metric used in human and animal health risk assessment, and for some ecological species. Dose addition is used as the generic term throughout this guidance document. All components in a mixture behave as if they were dilutions of one another.
Expert judgement	EFSA (2014d,e,f) defines an expert as a knowledgeable, skilled or trained person. An expert judgement is a judgement made by an expert about a question or consideration in the domain in which they are expert. Such judgements may be qualitative or quantitative, but should always be careful, reasoned, evidence-based and transparently documented.
Exposure metrics	The units in which exposure is expressed, e.g. mg/L, mg/kg body weight, mg equivalents/kg bodyweight.
Harmonic sum	The harmonic sum is the sum of reciprocals of the positive integers.
Hazard Index	The HI is equal to the sum of each chemical component’s Hazard Quotient (HQ = Exposure ÷ Safe Dose). (US EPA, 2011; Bjarnason, 2004; OECD, 2018).
Hazard index modified for binary interactions	This evaluates hazard data for possible pairs of chemicals to determine qualitative binary WOE (BINWOE) taking into account effects of each chemical on their respective toxicity so that two BINWOEs are needed for each pair of chemicals.

Hazard Quotient	The ratio of the potential exposure to the substance and the level at which no adverse effects are expected.
Health-based guidance value (HBGV)	A numerical value derived by dividing a point of departure (a no observed adverse effect level, benchmark dose or benchmark dose lower confidence limit) by a composite uncertainty factor to determine a level that can be ingested over a defined time period (e.g. lifetime or 24 h) without appreciable health risk (WHO/IPCS, 2009).
Independent action	Occurs when the mode of action and possibly, but not necessarily, the nature and sites of toxic effects differ between the chemicals in a mixture, and one chemical does not influence the toxicity of another. The effects of exposure to such a mixture are the combination of the effects of each component (also referred to as response addition) (Kienzler et al., 2016).
Independent joint action	See simple dissimilar action.
Index chemical	The chemical used as the point of reference for standardising the common toxicity of the chemical members of an Assessment Group. The index chemical should have a clearly defined dose–response, be well defined for the common mechanism of toxicity, and have a toxicological/biological profile for the common toxicity that is representative of the Assessment Group (US EPA, 2000).
Interaction	In risk assessment practice, the term interaction is used to refer to combined effects that differ from an explicit null model, i.e. dose and/or response addition. Interactions are categorised as less than additive (antagonism, inhibition, masking) or greater than additive (synergism, potentiation) (ATSDR, 2004; US EPA, 2007; EFSA, 2008b).
Limit of detection (LOD)	Lowest concentration of a chemical in a defined matrix in which positive identification can be achieved using a specified method.
Limit of quantitation (LOQ)	Lowest concentration of a chemical in a defined matrix in which positive identification and quantitative measurement can be achieved using a specified analytical method.
Margin of Exposure (MOE)	Ratio of (a) a reference point of (eco)toxicity to (b) the estimated exposure dose or concentration.
Marker substance	One or more prevalent components of a mixture that can be measured readily and therefore used in exposure assessment.
Mechanism of action	Detailed explanation of the individual biochemical and physiological events leading to a toxic effect (EFSA, 2013a).
Mixture	Any combination of two or more chemicals that may contribute to effects regardless of source and spatial or temporal proximity.
Mixture of concern	A group of chemicals or whole mixture that is the subject of a risk assessment because there are indications that the chemicals in the group or whole mixture may contribute to the risk.
Mode of Action (MoA)	Biologically plausible sequence of key events in an organism leading to an observed effect, commonly supported by robust experimental observations and mechanistic data. It refers to the major steps leading to an adverse health effect following interaction of the chemical with biological targets. It does not imply full understanding of mechanism of action at the molecular level (EFSA, 2013a).
Point of Departure (POD)	See reference point. In the USA, a dose that can be considered to be in the range of observed responses without significant extrapolation. A POD can be a data point or an estimated point that is derived from observed dose–response data. A POD is used to mark the beginning of extrapolation to determine risk associated with lower environmentally relevant human exposure. The dose–response point that marks the beginning of a low-dose extrapolation. This point is most often the upper bound on an observed incidence or on an estimated incidence from a dose–response model. (US EPA, 2003; EFSA PPR, 2008).

Probability	Defined depending on philosophical perspective (1) the frequency with which samples arise within a specified range or for a specified category; (2) quantification of uncertainty as degree of belief on the likelihood of a particular range or category (EFSA Scientific Committee et al., 2018a). The latter perspective is implied when probability is used in a weight of evidence assessment to express relative support for possible answers (see Sections 2.3 and 2.6).
Problem formulation	In the present guidance, problem formulation refers to the process of clarifying the questions posed by the Terms of Reference, deciding whether and how to subdivide them, and deciding whether they require weight of evidence assessment.
Production process	The process(es) employed to produce the mixture (e.g. chemical synthesis, enzyme catalysis, fermentation, pyrolysis or isolation from a natural source, etc.) should be described. The description of the production process should be detailed enough to provide the information that will form the basis for the evaluation. For safety, the description should include, in particular, information on potential by-products, impurities or contaminants.
Potency	The strength of an intoxicant or drug, as measured by the amount needed to produce a certain response.
Quantitative assessment	An assessment performed or expressed using a numerical scale (see Section 4.1 in EFSA Scientific Committee et al., 2018a).
Reference point (RP)	Defined point on an experimental dose–response relationship for the critical effect (i.e. the biologically relevant effect occurring at the lowest dose level). This term is synonymous to point of departure. Reference points include the lowest or no observed adverse effect level (LOAEL/NOAEL) or benchmark dose lower confidence limit (BDML), used to derive a reference value or Margin of Exposure in human and animal health risk assessment. In the ecological area, these include lethal dose (LD ₅₀), effect concentration (EC ₅ /ECx), no (adverse) effect concentration/dose (NOEC/NOAEC/NOAED), and no (adverse) effect level (NEL/NOAEL).
Reference point index/Point of Departure index	This differs slightly from the HI as the sum of the exposures to each chemical component is expressed as a fraction of their respective RP for effects of toxicological relevance (i.e. NOAEL, LOAEL, BMDL) rather than as a fraction of the HBGV.
Reference value (RV)	The estimated maximum dose (on a body mass basis) or concentration of an agent to which an individual may be exposed over a specified period without appreciable risk. Reference values are established by applying assessment factor (s) to the reference point. Examples of reference values in human health include the acceptable daily intake (ADI) for food and feed additives, and pesticides, tolerable upper intake levels (UL) for vitamins and minerals, and tolerable daily intake (TDI) for contaminants and food contact materials. Examples for acute effects and operators, are the acute reference dose (ARfD) and the acceptable operator exposure level (AOEL). In animal health these include safe feed concentrations. In the ecological area, reference values include the Predicted no effect concentration (PNEC), hazard concentration (HC ₅) as inputs for Species Sensitivity Distributions (SSD) to protect the whole ecosystem.
Refinement	One or more changes to an initial assessment, made with the aim of reducing uncertainty in the answer to a question. Sometimes performed as part of a ‘tiered approach’ to risk or benefit assessment.
Relative potency factor	Approach uses toxicity data for an index chemical in a group of multiple chemicals to ‘to determine potency-adjusted concentration or exposure data for chemicals in the mixture’ assuming similarity of MoA between individual chemicals in the mixture. Also known as potency equivalency factor (PEF).

Relevance	The contribution a piece or line of evidence would make to answer a specified question, if the information comprising the line of evidence was fully reliable. In other words, how close is the quantity, characteristic or event that the evidence represents to the quantity, characteristic or event that is required in the assessment. This includes biological relevance (EFSA, 2017) as well as relevance based on other considerations, e.g. temporal, spatial, chemical, etc.
Reliability	The extent to which the information comprising a piece or line of evidence is correct, i.e. how closely it represents the quantity, characteristic or event to which it refers. This includes both accuracy (degree of systematic error or bias) and precision (degree of random error).
Response addition	A component-based model in which the components are treated as if having independent or dissimilar action, i.e. by following the statistical concept of independent random events. Application of response addition requires toxicity data (e.g. mortality, target organ toxicity) to be expressed as a fraction (between 0 and 1), i.e. the percentage of individuals in a population, or species in an ecosystem affected by the combined exposure or exceeding a reference point (e.g. BDML, EC ₅₀). The term 'response addition' is a misnomer as responses are actually not added, but the unaffected fractions of the population are multiplied (see Section 6). However, the term is used in this guidance as it is commonly used in the area of risk assessment of combined exposure to multiple chemicals.
Specifications	The specifications define the key parameters that characterise and substantiate the identity of the mixture, as well as the limits for these parameters and for other relevant physicochemical or biochemical parameters.
Stability	The stability is the quality, state, or degree of being stable: such as resistance to chemical change or to physical disintegration.
Similar action	Occurs when chemicals in a mixture act in the same way, by the same mechanism/mode of action, and differ only in their potencies (EFSA, 2013a).
Simple dissimilar action	Describes the modes of action and possibly, but not necessarily, the nature and site of the toxic effect, when they differ among the chemicals in the mixture. Note Also referred to as simple independent action or independent joint action or response additivity (EFSA PPR, 2008).
Similar mixture (also known as sufficiently similar mixture)	A mixture of chemicals that differs slightly from the mixture of concern, i.e. in components, concentration levels of components, or both. A similar mixture has, or is expected to have, the same type(s) of biological activity as the mixture of concern, and it would act by the same mode(s) of action and/or affect the same toxic endpoints.
Simple similar action	Describes the mode of action when all chemicals in the mixture act in the same way, by the same mechanism/mode of action, and differ only in their potencies. The effects of exposure to a mixture of these chemicals are assumed to be the sum of the potency-corrected effects of each component. Note also referred to as similar joint action or dose additivity or relative dose additivity (EFSA PPR, 2008)
Substance	a chemical element and its compounds in the natural state or obtained by any manufacturing process, including any additive necessary to preserve its stability and any impurity deriving from the process used, but excluding any solvent, which may be separated without affecting the stability of the substance or changing its composition (OECD, 2018).
Sum of toxic units	Toxic units (see definition below) can be added to predict mixture effects.
Synergy	The result of an interaction between two or more chemicals resulting in an effect that is more than dose additive or response additive (EFSA PPR, 2008).
Synergism	Toxicological interaction in which the combined biological effect of two or more substances is greater than expected on the basis of dose addition or response addition (EFSA, 2013a).
Threshold of Toxicological Concern (TTC)	A pragmatic, methodology to assess the safety of chemicals of unknown toxicity found in food, the environment and our bodies.

Target Organ Toxicity Dose (TTD)	The TTD approach, which is a refinement of the hazard index approach, was devised in order to accommodate the assessment of mixtures whose components do not all have the same critical effect (i.e. the most sensitive effect providing the basis of the public health guidance value), but may produce toxic effects in common target organs dependent on exposure level. It takes into account the reality that most components of contaminated-site-related mixtures affect other target organs at doses higher than those that cause the critical effect of the guidance value (ATSDR, 2018).
Toxic equivalency factor (TEF)	The ratio of the toxicity of a chemical in an assessment group to the toxicity of the Index Chemical. This approach has been used for e.g. mixtures of dioxins.
Toxic equivalency quotient (TEQ)	The total toxic equivalent quotient (TEQ) is the sum of the products of the concentration of each chemical multiplied by its TEF value, and is an estimate of the total potency-adjusted activity of a mixture.
Toxic units (TU)	A measure of toxicity as determined by the acute toxicity units or chronic toxicity units. Higher TUs indicate greater toxicity.
Toxicodynamics	Process of interactions of toxicologically active substances with target sites in living systems, and the biochemical and physiological consequences leading to adverse effects (EFSA PPR, 2008).
Toxicokinetics	1) Process of the uptake of substances (e.g. pesticides), by the body, the biotransformations they undergo, the distribution of the parent chemicals and/or metabolites in the tissues, and their elimination from the body over time. 2) Study of such processes. (EFSA PPR, 2008).
Uncertainty	A general term referring to all types of limitations in available knowledge that affect the range and probability of possible answers to an assessment question. Available knowledge refers here to the knowledge (evidence, data, etc.) available to assessors at the time the assessment is conducted and within the time and resources agreed for the assessment. Sometimes uncertainty is used to refer to a source of uncertainty (see separate definition), and sometimes to its impact on the conclusion of an assessment (EFSA Scientific Committee et al., 2018a).
Uncertainty analysis	A collective term for the processes used to identify, characterise, explain and account for sources of uncertainty (EFSA Scientific Committee et al., 2018a). See Section 6.3.
Uncertainty factor	Reductive factor by which an observed or estimated no observed adverse effect level or other reference point, such as the benchmark dose or benchmark dose lower confidence limit, is divided to arrive at a reference dose or standard that is considered safe or without appreciable risk (WHO/IPCS, 2009). It is a type of assessment factor used when chemical-specific data are not available, and is sometimes referred to as a safety factor.
Variability	Heterogeneity of values over time, space or different members of a population, including stochastic variability and controllable variability (EFSA Scientific Committee, 2018a,b,c).
Weight of evidence assessment	A process in which evidence is integrated to determine the relative support for possible answers to a scientific question.
Weighing the evidence	The second of three basic steps of weight of evidence assessment that includes deciding what considerations are relevant for weighing the evidence, deciding on the methods to be used, and applying those methods to weigh the evidence (see Sections 2.4 and 4.3).
Weighing	In this Guidance, weighing refers to the process of assessing the contribution of evidence to answering a weight of evidence question. The basic considerations to be weighed are identified in this Guidance as reliability, relevance and consistency of the evidence (see Section 2.5).
Weight of evidence	The extent to which evidence supports one or more possible answers to a scientific question. Hence 'weight of evidence methods' and 'weight of evidence approach' refer to ways of assessing relative support for possible answers.

Whole mixture approach A risk assessment approach in which the mixture is treated as a single entity, similar to single chemicals, and so requires dose–response information for the mixture of concern or a (sufficiently) similar mixture.

Abbreviations

ADI	acceptable daily intake
AEP	Aggregated Exposure Pathway
AG	Assessment Group
ALT	alanine aminotransferase
AOEL	acceptable operator exposure level
AOP	Adverse Outcome Pathways
ARfD	acute reference dose
ATSDR	Agency for Toxic Substances and Disease Registry,
BDML	benchmark dose lower confidence
BINWOE	Binary weight of evidence
BMD	Benchmark dose
BMDL	Benchmark Dose confidence Limits
bw	body weight
CA	Concentration Addition
CAG	Cumulative Assessment Group
CBA	component-based approach
CEF	EFSA Panel on Food Contact Materials, Enzymes, Flavourings and Processing Aids
CEFIC	European Chemical Industry Council
CLP	classification, labelling and packaging
CSAF	Chemical-Specific Adjustment Factor
CONTAM	EFSA Scientific Panel on Contaminants in the Food Chain
CYP	cytochrome P450
DA	dose addition
EC _x	effect concentration
ECHA	European Chemicals Agency
EEC	estimated environmental concentration
FACE	Feed Additive Consumer Exposure
FGE	Flavouring Group Evaluation
FL	flavouring groups
HBM	human biomonitoring
HBGV	health-based guidance value
HC ₅	hazard concentration
HI BIN interaction	HI modified by binary interactions
HI	Hazard Index
HQ	Hazard Quotient
HTS	high throughput screening
IATA	Integrated Approaches to Testing and Assessment
IDTUm	internal dose sum of toxic units
IMOE	Individual Margins of Exposure
IPCS	International Programme on Chemical Safety
JRC	Joint Research Centre of the European Commission
LC ₁₀	lethal concentration, 10%
LC ₅₀	median lethal concentration
LD ₅₀	median lethal dose
LOAEL	Lowest observed adverse effect level
LOD	limit of detection
LOQ	limit of quantification
MCR	Maximum Cumulative Ratio
MDR	model deviation ratio
MoA	Mode of Action
MOE	Margin of Exposure

MOET	combined margin of exposure
MixAF	Mixture Assessment Factor
NOAEL	no observed adverse effect level
NOEC	no-observed-effect concentration
NRC	National Research Council
OECD	Organisation for Economic Co-operation and Development
PB-PK	physiologically based pharmacokinetic models
PB-PK-PD	physiologically based pharmacokinetic pharmacodynamic models
PB-TK	physiologically based toxicokinetic models
PB-TK-TD	physiologically based toxicokinetic-toxicodynamic models
PEC	predicted effect concentration
PNEC	predicted no-effect concentration
POCE	probability of Critical Exposure
POD	Point of Departure
PODI	Point of Departure Index
PPP	Plant Protection Products
PPR	EFSA Scientific Panel on Plant Protection Products and their Residues
PRIMo	EFSA pesticide residue intake model
QSAR	Quantitative Structural-Activity Relationship
RP	Reference point
RPI	Reference point index
RPF	relative potency factor
RQ	risk quotient
RVs	Reference values
SC	Scientific Committee
SCCS	Scientific Committee on Consumer Safety
SCENIHR	Scientific Committee on Emerging and Newly Identified Health Risks
SCER	EFSA's Scientific Committee and Emerging Risks Unit
SCHER	Scientific Committee on Health and Environmental Risks
SSD	species sensitivity distributions
TD	toxicodynamic
TDI	tolerable daily intake
TEF	toxic equivalency factors
TEQ	toxic equivalent quotient
TERA	Transparency and Engagement in Risk Assessment
TK	toxicokinetic
ToR	Terms of Reference
TTC	Threshold of Toxicological Concern
TTD	Target Organ Toxicity Dose
TU	toxic units
TUm	sum of toxic units
UF	uncertainty factor
UL	upper intake levels
US EPA	United States Environmental Protection Agency
VKM	Norwegian Scientific Committee for Food Safety
WG	Working Group
WHO	World Health Organization
WMA	whole mixture approach

Appendix A – Uncertainty analysis

A.1. Problem formulation

Two important types of uncertainty to consider during the phase of problem formulation are framing (1) uncertainty and (2) ignorance (EFSA Scientific Committee, 2018a,b,c). Framing uncertainty refers to the situation in which different assessment questions may be obtained when different people are being asked to define the problem, e.g. due to varying problem perceptions or practical considerations (e.g. a lack of data). Framing uncertainty is of minor importance if the details of the assessment (e.g. substances, exposure routes and endpoints) have been specified in legislation or guidance documents such as the EFSA guidance on ecological risk assessment of Plant Protection Products (EFSA, 2013b). But if detailed guidance is lacking, there is room for interpretation. It is then essential that the assessor clearly states what is included in the assessment and what is not.

A typical and practical response to complex tasks such as the assessment of combined exposure to multiple chemicals is to limit the scope of the assessment, e.g. to the substances, pathways and endpoints which can be easily assessed. Although there can be legitimate reasons to undertake this, it should be realised that this may mask the uncertainty involved in answering the original (broader) assessment question. The uncertainty of an assessment with a limited scope may be small, but the uncertainty in answering the original assessment question can be large because only part of the original question is being answered. For example, a risk assessment limited to the parent chemicals in a pesticide formulation may be very accurate, but it may lack realism if plant metabolites cause the major part of the risk but are excluded because of a lack of data.

Besides framing uncertainty, ignorance may play a role in the problem formulation phase. It is by definition impossible to account for e.g. a particular substance or exposure route if it is not included in the conceptualisation of the problem. Ignorance can result in unanticipated risks, e.g. the exposure of bees through pollen polluted with neonicotinoids (Whitehorn et al., 2012). It is therefore essential that, when defining the problem, risk assessors keep an open eye for phenomena that may influence the risk but that have not been included in the problem formulation.

Typical questions that a risk assessor should ask to identify uncertainties in the problem formulation phase of combined exposures to multiple substances are:

- How well does the problem formulation cover the variation in problem perceptions by the stakeholders involved? (Note: this question is relevant only if the problem formulation has not been specified in detail in legislation or guidance documents.)
- How complete is the conceptual scheme that relates the 'mixture of assessment' to the 'endpoints of assessment'? Have all potentially relevant fate processes (e.g. transformation) and exposure routes been covered?
- Are there any differences between the 'mixture of concern' as defined in the problem formulation and the mixture that was actually addressed during the assessment? Were any exposure pathways, substances, metabolites or endpoints excluded during these assessment phases?
- It is generally not possible to quantify the uncertainty in the problem formulation phase. It is therefore recommended to describe the uncertainty qualitatively and discuss how this uncertainty might influence the conclusion of the original assessment question.

A.2. Exposure assessment

Uncertainties involved in exposure assessment of combined exposure to multiple substances are largely similar to those of single substances. Distinction can be made between exposure assessment for component-based approaches and whole mixture approaches. The main challenge for component-based approach is the completeness of the predicted or measured exposure levels. This is reflected in the following questions:

- Have all relevant substances been included in the exposure assessment? More specifically:
 - Were analytical methods available for all substances in the 'mixture of concern'?
 - Were potential metabolites and transformation products adequately addressed?
- How were detection limits dealt with? What is the resulting uncertainty?
- Have all relevant routes been included? What is the resulting uncertainty?

- What level of uncertainty is associated with the estimated or measured concentration levels of the substances?

An important question in exposure assessment of whole mixtures is to what extent the concentration ratios between the different mixture components are constant; an implicit assumption of whole mixture approaches. Over time, changes in mixture level and composition may occur resulting in potential differences between the mixture that is being analysed and the mixture of Exposure. Such issues may be identified by answering the following questions:

- What uncertainties are involved in the dose metric used for assessing the exposure to the whole mixture?
- Are concentration ratios in the mixture fixed?
- How may transformation processes have influenced the mixture composition between the moment of analysis of the mixture and the moment of exposure?
- Were these transformation processes adequately accounted for?

A.3. Hazard assessment

Distinction is made between uncertainty in hazard assessment using a component-based approach or a whole mixture approach. The main uncertainties in a component-based approach result from:

- the choice for a particular mixture model, e.g. dose or response addition;
- the grouping of chemicals in cumulative assessment groups (dose addition);
- dealing with substances that have multiple modes of action;
- dealing with lacking data, e.g. lacking reference values, reference points or data on the mode of action (MoA) of a substance;
- derivation of reference points, Reference values and/or application of uncertainty factors;
- lack of data on potential interaction, i.e. synergism or antagonism.

The default mixture model is dose addition because it generally results in relatively conservative predictions. The level of conservativeness depends on the chemicals in the mixture and will be difficult to quantify in practice. The level of conservativeness also depends on the number of substances in an assessment group, i.e. the larger the number of substances in a group, the more conservative the results will be. Detailed information on the MoA of the chemicals is required to quantify the extent of the resulting uncertainty. If data on MoA are lacking, a conservative assumption is to add these substances to the largest assessment group. A further source of uncertainty in relation to grouping is that a substance may have multiple MoAs. Ideally, the reference point or value that is being used for a chemical should be derived for the effect that formed the basis of the grouping. Ignoring components that have several modes of action which fits the group may result in underestimation of the risk, whereas including these components based on their most critical MoA may result in overestimation.

If reference points are lacking, these may be estimated from QSARs or reference values using the TTC concept. The level of uncertainty in such estimates can usually be tentatively estimated based on meta-data of the QSAR and the data used for derivation of the TTC. If using reference points in an assessment, the resulting Margin of Exposure should be sufficiently high to account for uncertainty (e.g. interspecies extrapolation and inter-individual differences in sensitivity) in the reference points that drive the mixture risk. When using a combined Margin of Exposure approach, it should also be checked whether the risk ratios for the individual chemicals for which also reference values are available do not exceed unity. When using reference values the uncertainty can be more difficult to address as each reference value has its own case-specific uncertainty factor which may result in combining conservative and less conservative estimates.

Finally, a potentially important source of uncertainty in the hazard assessment step of component-based approaches is the likelihood of interactions in the mixture. This likelihood may be assessed based on case-specific data. If these are unavailable the risk assessor may consider data from meta-analyses and the application of extra uncertainty factors should be considered on a case-by-case basis. Examples in the ecological area (see Section 2) include the analyses by Ross and Murphy (1996) and Ross and Warne (1997) which indicated that 5% and 1% of mixtures deviated from concentration addition a factor above 2.5-fold by a factor above 2.5-fold and 5-fold, respectively. Likewise, Cedergreen (2014) showed that synergy occurred in 7, 3 and 26% of the 194, 21 and 136 binary pesticide, metal and antifoulants mixtures analysed and the difference between predicted and observed effects was rarely more than 10-fold.

For whole mixture approaches, an important uncertainty involved in the hazard assessment is the representativeness of the mixture tested for the mixture of concern. If a mixture sample is tested in the laboratory, changes in mixture composition may occur during transport or in the laboratory. If the results of a sufficiently similar mixture are being used, an effort should be undertaken to assess the maximum deviation in toxicity between the mixture of concern and the sufficiently similar mixture. If uncertainty factors are being applied, these should cover for these differences. Another important potential source of uncertainty is the full coverage of all relevant endpoints in the toxicity tests particularly for the ecological area that are being performed with the mixture. For ecosystem protection, multiple species should be tested. Ideally, chronic endpoints such as cancer and food chain accumulation effects for the protection of the ecosystem should also be included in the assessment.

Typical questions that a risk assessor should so ask to identify uncertainties in the hazard assessment phase of combined exposures to multiple substances are:

Component-based approaches:

- What uncertainties are involved in the assumed mixture assessment model, i.e. dose addition, response addition or a combination of the two?
- What level of uncertainty is associated with the grouping of chemicals?
- How to deal with substances for which MoA-specific endpoints are lacking? What are the associated uncertainties?
- What uncertainties are involved in dealing with substances for which toxicity data are lacking?
- What uncertainties are involved in dealing with potential synergism and/or antagonism?

Whole mixture approaches:

- How representative is the mixture tested for the mixture of concern?
- How well do the toxicity tests cover the endpoints of the assessment? Are chronic endpoints (e.g. cancer, bioaccumulation) sufficiently covered? What are the associated uncertainties?

A.4. Risk characterisation

In the risk characterisation phase, results of the exposure assessment are combined with those of the hazard assessment. Consequently, the overall risk in the risk ratio is a combination of the uncertainties involved in the exposure and hazard assessment steps. Some of these uncertainties probably can be quantified, whereas others cannot. An estimate of the impact of the individual quantifiable uncertainties on the risk estimate may be obtained by propagating these uncertainties through the mixture model that is being used, e.g. the Hazard Index or response addition.

A.5. Stepwise procedure

The insights outlined above result in the following stepwise procedure to analyse uncertainty in the risks of combined exposure to multiple chemicals:

- 1) Inspect the results of the risk characterisation phase and decide for which mixture components an uncertainty analysis is required.
- 2) Identify, describe and try to quantify all uncertainties involved in the exposure and hazard assessment.
- 3) Propagate the quantifiable uncertainties into an overall uncertainty estimate of the predicted risk.
- 4) Identify and describe all uncertainties involved in the problem formulation.
- 5) Report and interpret the results of Steps 1–4.

It is suggested that the results of Steps 2 and 4 are reported in a table listing all identified uncertainties and adding a quantitative estimate of each identified source of uncertainty in a separate column, when possible. The report should conclude whether the calculated risk sufficiently covers the mixture of concern (i.e. uncertainty in problem formulation) and whether quantifiable and unquantifiable sources of uncertainty do not hamper an unambiguous conclusion, i.e. that the risk is acceptable or unacceptable.

Appendix B – Case study 1: Human health risk assessment of combined exposure to hepatotoxic contaminants in food

B.1. Problem formulation

This case study deals with the application of the harmonised framework to the human risk assessment of a mixture of three hepatotoxic contaminants (C1, C2 and C3) from food sources on a chronic exposure basis. The Terms of Reference requires the mixture risk assessment to be performed for European consumers. The three chemicals are well defined in food including structure, toxicity (hepatotoxicity with a common MoA) and exposure. On this basis, a component-based approach can be applied for the human risk assessment. The results of the problem formulation are summarised in Table B.1.

Table B.1: Human risk assessment of a mixture of three hepatotoxic contaminants: summary results of the problem formulation

Mixture	Composition	Target species	Exposure patterns	Approach	Grouping Criteria
Contaminants	Known	Human: European consumers	Chronic	Component-based	Common MoA as grouping criterion

B.2. Exposure assessment

- 1) Occurrence data were reported for C1, C2 and C3 originating from a number of food commodities in 17 member states in Europe. These chemicals were found to occur mainly in rice (60% of the samples), seafood (30% of the samples) and bread (10% of the samples). The proportion of left-censored data (results below the limit of detection (LOD) or limit of quantification (LOQ)) was high and reached 90% for the three chemicals in rice, seafood and bread. The LODs and LOQs ranged between 1–10 and 2–20 µg/kg, respectively, for all sources. The mean and P95 estimates were derived for each chemical and food commodity, applying to each estimate lower bound, median bound and upper bound scenarios.
- 2) Consumption data were retrieved from EFSA's comprehensive food consumption database which contains dietary consumption data at individual level. For each individual in the database, the average consumption of rice, seafood and bread was calculated.
- 3) Exposure assessment was performed combining, for each compound and for each commodity, the upper bound mean occurrence data with the corresponding average consumption for each individual in the comprehensive database. The estimates of mean chronic human exposure for all sources and each compound across member state dietary surveys and age groups ranged from 12 to 200 ng/kg body weight (bw) per day for C1; 30–450 ng/kg bw per day for C2 and 25–250 ng/kg bw per day for C3. The estimates at the 95th percentile ranged from 150 to 500 ng/kg bw per day for C1; 320–600 ng /kg bw per day for C2 and 175–450 ng/kg bw per day for C3. As a conservative scenario, the maximum exposure values for each compound are used as exposure metrics for the risk characterisation namely 500, 600 and 450 ng/kg bw per day for C1, C2 and C3, respectively.

B.3. Hazard identification and characterisation

Review of available evidence confirmed that the three chemicals likely caused hepatotoxicity by the same MoA, confirming the Assessment Group. For each chemical, hazard characterisation was performed using benchmark dose (BMD) modelling from 90-day toxicity studies in rats (6 doses: 0, 10, 20, 30, 50 and 75 and 100 mg/kg bw per day) using alanine aminotransferase (ALT) activities as the most sensitive biomarker of liver toxicity in the studies. BMD modelling was performed for each chemical to derive BMD lower confidence limits for 10% of effect (BMDL₁₀). BMDL₁₀ for C1, C2 and C3 were 15, 25 and 60 mg/kg bw per day, respectively. No evidence of interactions between C1, C2 and C3 were available from the literature.

B.4. Risk characterisation

The individual exposure metrics and reference points for each chemical were combined applying the Reference Point Index (RPI) method to generate a risk metric. The RPI method assumes dose addition between C1, C2 and C3 and is derived from the sum of the ratios of the exposure metrics and reference points on which an uncertainty factor of 100-fold is applied. A RPI below value of 1 is interpreted as not raising health concerns for human health. For the current human risk assessment of combined exposure to multiple contaminants in food, the RPI reflecting the combined risk is 0.006 and does not raise human health concerns for European consumers. The reporting table below summarises the exercise. Table B.2 as a reporting table summarises the results of this case study and must for any assessment always be accompanied by detailed reporting of the assessment.

Table B.2: Reporting Table: Human risk assessment of a mixture of three hepatotoxic contaminants in food

Problem formulation	Description mixture	Composition: mixture of three contaminants fully defined (C1, C2 and C3)
	Conceptual model	Exposure to C1, C2 and C3 mixture in European consumers through food. Exposure pattern: chronic. Occurrence available. food consumption available in European consumers. Hazard data: reference point for C1, C2 and C3 based on 90-day rat study and hepatotoxicity by common MoA
	Methodology	Grouping chemicals using liver toxicity by common MoA as the grouping criteria
	Analysis plan	Risk assessment of contaminant mixtures in food in European consumers
Exposure assessment	Mixture composition WMA CBA	Mixture of C1, C2 and C3. Component-based approach
	Summary occurrence data	Occurrence in food from 17 Member States in samples of rice (60%), seafood (30%) and bread (10%)
	Summary exposure	Mean occurrence in food for each component combined with mean individual chronic consumption from EFSA comprehensive food consumption database for each MS
	Assumptions	Highest 95th centile chronic exposure calculated amongst all European Member states (conservative)
	Uncertainties	High proportion of left censored occurrence data. Maximum exposure used (overestimation of exposure)
Hazard identification and hazard characterisation	Mixture composition WMA/CBA	Component-based approach-assessment group and set using liver toxicity as grouping criteria
	Reference points	Reference point for each component as BMDL ₁₀ from 90-day studies in rats using alanine aminotransferase as the most sensitive biomarker of liver toxicity in the studies
	Combined toxicity	Dose addition
	Summary hazard metrics	BMDL ₁₀ values for each component
	Uncertainties	Uncertainties in BMDL ₁₀ values for each component particularly for interspecies extrapolation (rats to humans)
Risk characterisation	Decision points	Apply Reference Point Index (RPI) method
	Assumptions	Dose addition
	Summary risk metrics	RPI
	Uncertainties	Uncertainties in exposure, hazard and RPI: Conservative approach
	Interpretation	An RPI of 0.006 does not raise human health concerns

Appendix C – Case study 2: Animal health risk assessment of botanical mixtures in an essential oil used as a feed additive for fattening in chicken

C.1. Problem formulation

An essential oil (a mixture of botanical origin) is used as flavouring feed additive in the diet of chickens for fattening (target animal species). Each substance in the mixture has been identified and the relative amount in the essential oil determined. Co-exposure to the components of the essential oil in chickens for fattening occurs on a daily basis from hatching to 35 days. Thirteen substances have been identified and account for 100% of the composition of the feed additive. A component-based approach can be applied for the risk assessment. The results of the problem formulation are summarised in Table C.1.

Table C.1: Animal health risk assessment of botanical mixtures in an essential oil used as a feed additive for fattening in chicken: summary results of the problem formulation

Mixture	Composition	Target species	Exposure patterns	Approach	Grouping criteria
Essential oil	Known 13 components	Chicken for fattening	From hatching to 35 days	Component based	Assessment groups using Flavouring groups ^(a) as the grouping criteria

(a): As defined in Annex I of Commission Regulation (EC) No 1565/2000 of 18 July 2000 laying down the measures necessary for the adoption of an evaluation programme in application of Regulation (EC) No 2232/96 of the European Parliament and of the Council. OJ L 180, 19.7.2000, p. 8.

C.2. Exposure assessment

- 1) The maximum proposed use levels of the essential oil in feed (e.g. 20 mg/kg) is combined with the maximum percent amount of each component in the oil to provide their maximum occurrence in feed.
- 2) The maximum occurrence values are combined with feed consumption patterns in the chicken (default values: body weight 2 kg; feed intake 79 g/kg bw; EFSA FEEDAP Panel, 2017a) to derive exposure metrics on a body weight basis (mg/kg bw per day).

C.3. Hazard identification and characterisation

All substances in the essential oil were defined as flavourings and assessment groups (AG) are set for all components using flavouring groups (FL) as the grouping criteria. Reference points for each substance in each assessment group are collected from the open source EFSA OpenfoodTox Database² as NOAELs from subchronic rat studies (90 days) expressed on a body weight basis (mg/kg bw per day). In the absence of reference points for a specific substance, the reference point for a similar chemical in the flavouring group (read-across) is used or the 5th percentile of the distribution of the NOAELs of the corresponding Cramer Class is applied (threshold of toxicological concern approach). Combined toxicity is assessed using the dose addition assumption since no evidence for interactions is available.

C.4. Risk characterisation

Dose addition is applied to combine the exposure metrics and reference points for each assessment group and the method of choice is the combined (total) margin of exposure (MOET). The summary results for the exposure metrics, hazard metrics and the combined margin of exposure are given in the table below. A combined margin of exposure of 100-fold is interpreted as safe for the target species allowing for a 100-fold uncertainty factor. The combined margins of exposure for FL-1, FL-2, FL-3 and FL-4 were 1,389, 212, 380 and 632 and do not raise health concerns for chickens for fattening. Summary of the results are presented in the Table C.2 below and in the reporting table (Table C.3).

² <https://zenodo.org/record/344883#.WquUCfnwbIU>

Table C.2: Summary of the results for the animal health risk assessment of botanical mixtures in an essential oil used as a feed additive for fattening in chicken

AG ^(a)	Chemical	% Chemical in botanical mixture	Use level mg/kg	Feed [C] mg/kg	Exposure metrics mg/kg bw per day	Hazard metrics mg/kg bw per day	Risk metrics MOE ^(b)	MOET ^(c)
FL-1	A	0.5	20	0.10	0.0079	100	12,658	
FL-1	B	1	20	0.20	0.0158	100	6,329	
FL-1	C	5	20	1.00	0.079	200	2,532	
FL-1	D	0.5	20	0.10	0.0079	90	11,392	
FL-1								1,389
FL-2	E	36	20	7.20	0.5688	150	264	
FL-2	F	10	20	2.00	0.158	300	1,899	
FL-2	G	5	20	1.00	0.079	200	2,532	
FL-2								212
FL-3	H	25	20	5.00	0.395	150	380	
FL-4	I	5	20	1.00	0.079	170	2,152	
FL-4	J	2	20	0.40	0.0316	170	5,380	
FL-4	K	3	20	0.60	0.0474	170	3,586	
FL-4	L	5	20	1.00	0.079	170	2,152	
FL-4	M	2	20	0.40	0.0316	170	5,380	
FL-4								632

(a): Assessment groups (AG) as defined in Annex I of Commission Regulation (EC) No 1565/2000.

(b): MOE: margin of exposure.

(c): MOET: combined margin of exposure, calculated as the reciprocal sum of the reciprocals of the MOE of the individual substances ($MOET(1-n) = 1/[(1/MOE1) + \dots + (1/MOEn)]$).

Table C.3 as a reporting table summarises the results of the case study and must for any assessment always be accompanied by detailed reporting of the assessment.

Table C.3: Reporting Table: Animal health risk assessment of botanical mixtures in an essential oil used as a feed additive for fattening in chicken

Problem formulation	Description mixture	Composition: a fully defined essential oil used as a flavouring feed additive with 13 components
	Conceptual model	Exposure to the components of the essential oil in chickens for fattening. Exposure pattern in chickens for fattening from hatching to 35 days at the maximum use. Hazard data collection: reference point for each component of the essential oil
	Methodology	Component-based approach. Assessment group set using flavouring groups as grouping criteria
	Analysis plan	Risk assessment of flavourings in an essential oil used as a feed additive for fattening in chickens for fattening – component-based approach
Exposure assessment	Mixture composition CBA	13 chemicals/4 flavouring groups. Component-based
	Summary occurrence data	Maximum proposed use levels of essential oil in feed combined with Maximum relative percentage of each component in the essential oil to derive maximum occurrence data in feed for each component
	Summary exposure	Maximum occurrence data in feed for each component combined with feed consumption in chickens for fattening (see table of results)
	Assumptions	Maximum used levels, occurrence and feed consumption in chickens for fattening
	Uncertainties	Uncertainties in exposure: conservative assumptions with maximum use levels and occurrence: Conservative overestimation

Hazard identification and hazard characterisation	Mixture composition WMA/CBA	Component-based approach-assessment group set using flavouring substance groups as grouping criteria: Four assessment groups (FL-1, FL-2, FL-3 and FL-4)
	Reference points	Reference point for each component of each assessment group (using NOAEL 90-day studies in rats)
	Combined toxicity	Dose addition
	Summary hazard metrics	Range of NOAEL values for each FL group (mg/kg bw per day): FL-1 (4 chemicals): 90–200; FL-2 (3 chemicals): 150–300; FL-3 (1 chemical): 150; and FL-4 (4 chemicals): 170
	Uncertainties	Uncertainties in reference points particularly for interspecies extrapolation (rat to chicken)
Risk characterisation	Decision Points	Apply combined Margin of Exposure (MOET)
	Assumptions	Dose addition
	Summary Risk Metrics	Combined Margins of Exposure for each flavouring group: MOET values for FL-1:1389, FL-2: 212 FL-3:380 and FL-4:632
	Uncertainties	Uncertainties in exposure, hazard and MOET: Conservative (maximum use levels and occurrence, 100-fold uncertainty factor (rat to chicken))
	Interpretation	The combined Margin of Exposure does not raise health concerns for chickens for fattening

Appendix D – Case study 3: Quantifying interactions for hazard characterisation in worker honey bees

D.1. Problem formulation

This case study deals with the application of the harmonised framework to the risk assessment of two chemicals in worker honey bees. The two chemicals are well defined including structure and toxicity dose response (mortality data) and a component-based approach can be applied for hazard characterisation. The results of the problem formulation are summarised in Table D.1.

Table D.1: Quantifying the impact of binary mixture interactions on hazard characterisation in bees: summary results of the problem formulation

Mixture	Composition	Target species	Exposure patterns	Approach	Grouping criteria
Binary mixture of chemicals	Known	Worker bees	Acute mortality	Component-based	Assessment groups using mortality endpoint

D.2. Hazard identification and characterisation

For each compound, hazard characterisation is performed using available individual dose responses in worker bees for chemical A (chem A) and chemical B (Chem B). Figure D.1 illustrates the Toxic Unit plotted on the x-axis ($1 \text{ TU} = \text{dose}/\text{LD}_{50}$) and the individual dose responses cross at $\text{TU} = 1$. Combined toxicity is predicted using the Concentration Addition (CA) model and is shown to be between the dose response curves of the individual chemicals. The CA Predictions for a hypothetical mixture (green) are for a single ratio mixture (e.g. a serial concentration range of LD_{50} s of Chem A and Chem B). From the 'observed' results (Purple), survival is reduced to 50% already at a mixture dose of 0.1 TU (i.e. $0.05 \cdot \text{LD}_{50}$ Chem A mixed with $0.05 \cdot \text{LD}_{50}$ Chem B). The model deviation ratio (MDR) of the combined toxicity is derived through the comparison of the observed TU dose needed to cause an observed effect of interest (e.g. 50% mortality) and the TU dose expected from the CA model. The results in figure 10 demonstrate deviation from concentration addition and a synergy with an MDR of 10 at the LD_{50} level (i.e. the mixture dose causes the expected effects at a dose that is 10-fold below that predicted when assuming CA addition). The MDR derived from the comparison of the CA model predicted effects vs the observed experimental data can be applied as a mixture adjustment factor (MIXAF).³ The MDR of the equitoxic mixture is generally considered conservative for mixtures with other dose ratios. Summary of the results of this exercise quantifying the impact of interactions on hazard characterisation in worker honey bees are presented in the reporting table (Table D.2). The reporting table must always be accompanied by detailed reporting of the assessment.

³ Risk assessors should note that the size of the MDR will depend on the relative toxic units applied and the relative potencies of chemical A and B. In some cases, the slopes of the observed and predicted effects for the binary mixtures may be very dissimilar and MDR values can be determined at lower doses of relevant environmental exposure. Accuracy of the results should be assessed and reported.

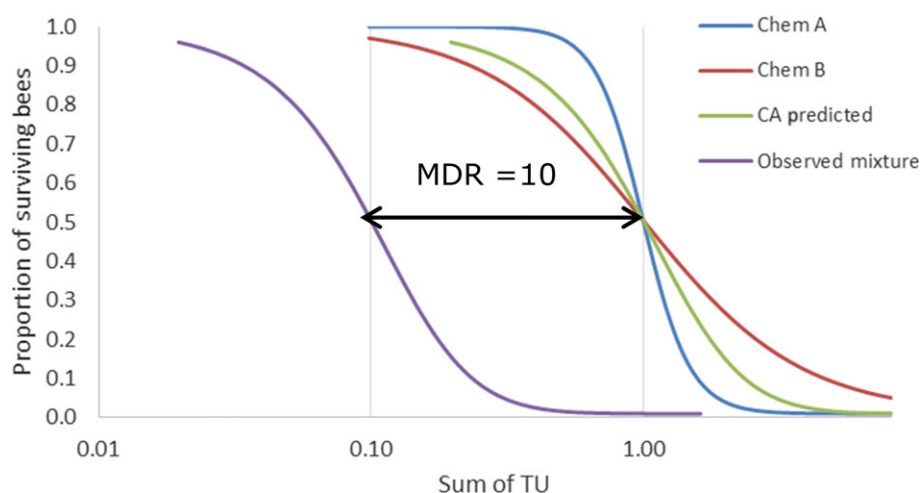


Figure D.1: Hazard characterisation of interactions between two chemicals in worker honey bees: Comparison of effect prediction using concentration addition (CA) and experimental data (observed mixture) for the characterisation of model deviation ratio (MDR)

Table D.2: Reporting Table: quantifying the impact of binary mixture interactions on hazard characterisation in bees

Problem formulation	Description mixture	Composition: single ratio binary mixture (equitoxic at LC_{50}) fully defined
	Conceptual model	Hazard characterisation of binary mixtures in bees through dose–response analysis Exposure pattern in bees is acute. Hazard data collection: dose–response data and reference point expressed as oral acute mortality in bees for each component of the binary mixture
	Methodology	Component-based approach. Grouping chemicals using oral acute mortality endpoint as the grouping criteria
	Analysis plan	Risk assessment of a binary mixture of chemicals in worker bees
Hazard identification and hazard characterisation	Mixture composition WMA/CBA	Component-based approach–assessment group and set using oral acute mortality
	Reference points	Full dose response and reference Points available for each component (A and B) and single ratio binary mixture (equitoxic at LC_{50})
	Combined toxicity	Interaction: Synergy with Model Deviation Ratio (MDR) of 5
	Summary hazard metrics	Dose response curve for chemical 1, 2 and the single ratio binary mixtures. MDR of 10 can be applied as a mixture Assessment factor (MixAF) for the binary mixture to take into account synergistic effects. Application of the MixAF proposed for the risk characterisation step using the hazard index modified for binary interactions.
	Uncertainties	Uncertainties in acute lethal doses (LD_{50}) and maximum deviation ratio for the binary mixture