Research Repository UCD

Title	Shorter-wavelength extreme-UV sources below 10nm
Authors(s)	Higashiguchi, Takeshi, Otsuka, Takamitsu, Yugami, Noboru, Jiang, Weihua, Endo, Akira, Dunne, Padraig, Li, Bowen, O'Sullivan, Gerry
Publication date	2011-10-07
Publication information	Higashiguchi, Takeshi, Takamitsu Otsuka, Noboru Yugami, Weihua Jiang, Akira Endo, Padraig Dunne, Bowen Li, and Gerry O'Sullivan. "Shorter-Wavelength Extreme-UV Sources below 10nm." SPIE, October 7, 2011. https://doi.org/10.1117/2.1201109.003765.
Publisher	SPIE
Item record/more information	http://hdl.handle.net/10197/3568
Publisher's version (DOI)	10.1117/2.1201109.003765

Downloaded 2026-05-01 23:36:32

The UCD community has made this article openly available. Please share how this access benefits you. Your story matters! (@ucd_oa)

© Some rights reserved. For more information

Progress of high-power, UTA based EUV sources for next generation lithography and short wavelength imaging below 10 nm

Takeshi Higashiguchi, TakamitsuOtsuka, Noboru Yugami, Akira Endo, Padraig Dunne, Bowen Li and Gerry O'Sullivan

A high average power 13.5-nm engineering prototype source has been shipped to semiconductor facilities to permit commencement of high volume production at a 100W power level in 2011. In this source, UTA (unresolved transition array) emission of highly ionized Sn is optimized for high conversion efficiency and full recovery of the injected fuel is realized through ion deflection in a magnetic field. By use of a low-density target, satellite emission is suppressed and full ionization attained with short pulse CO_2 laser irradiation. Recently, the possibility of switching to an even shorter EUV wavelength of 6.X nm has been pointed out [1]. In fact, the 6.X-nm beyond EUV (BEUV) emission can be coupled with a Mo/B_4C or La/B_4C multilayer mirror whose reflectivity is currently 40% at 6.5-6.7 nm, (theoretical maximum >70%). The UTA emission exploited in Sn is scalable to shorter wavelengths, and Gd has a similar conversion efficiency to Sn, though at a higher plasma temperature, within a narrow spectral range centered near 6.7nm.

In a proof-of-principle experiment to generate shorter wavelength EUV emission, we demonstrated a source with peak emission around 6.5-6.7 nm[2,3]. The rare-earth elements gadolinium (Gd) and terbium (Tb) produce strong narrow band emission, again attributable to thousands of resonance lines which merge to yield a n=4-n=4 UTA, near 6.7 nm. The spectral behavior of Gd and Tb plasmas is largely similar to that of Sn plasmas, because 4d open-shell ions are involved in each case. Figure 1(a) shows the ion population of a Gd plasma as a function of electron temperature, calculated in the steady-state collisional-radiative (CR) regime at an electron density of 1 x 10^{21} cm^{-3}. In such a plasma, the 4 -4 transitions in Gd^{12+} and Gd^{25+}ions form UTAs at electron temperatures of 50 eV and 120 eV, respectively. Theoretical weighted oscillator strength spectra are presented in Figs. 1(b) and 1(c) to show the resonant emission from ions ranging from Gd^{12+} to Gd^{25+} which combine to produce the intense UTA.

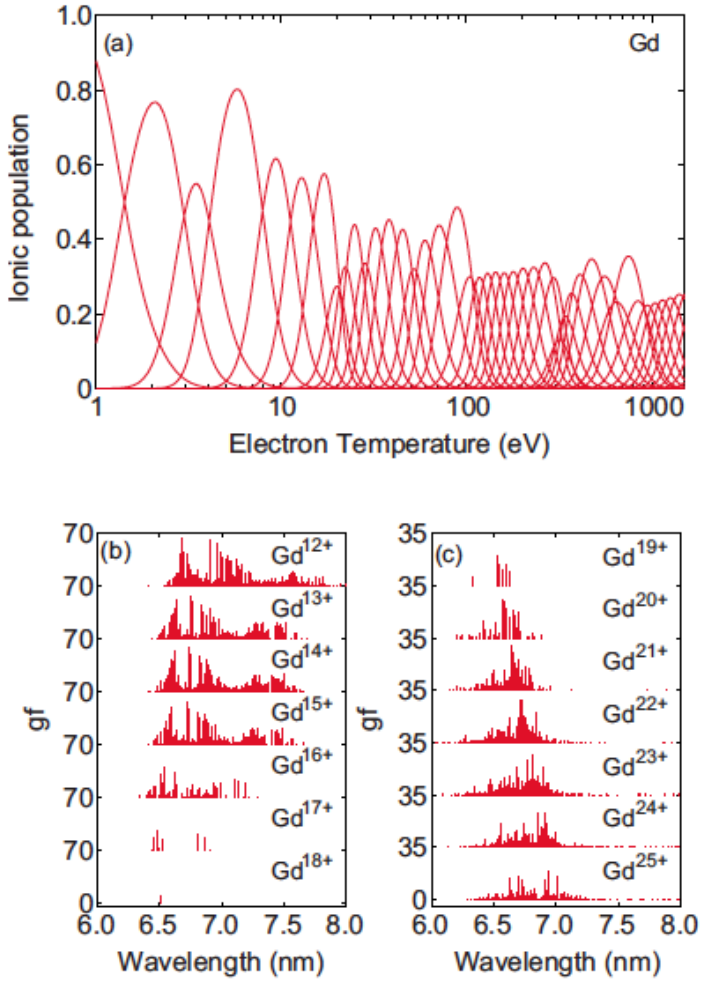

Figure 1.*Electron temperature dependence of the Gd (a) ion population according to the steady-state CR model. The weighted oscillator strength spectra of the resonant lines at for each contributing ion stage are shown in (b) and (c).*

We have also observed the variation of spectral behavior in Gd plasmas in the 6.7 nm region when different laser wavelengths were used to change the critical electron densities. The corresponding EUV CEs were observed to be 1.1%, 0.7%, and 0.5% for laser wavelengths of 1064, 532, and 355 nm. The intensity ratio of the resonant lines around 6.7 nm to the satellite emission at wavelengths longer than 7 nm decreased for the 532 and 355 nm laser pulses compared to the 1064 nm pulse. Even allowing for the presence of an underlying recombination continuum, from Fig. 2 it is seen that satellite emission at wavelengths longer than 7 nm increases with decreasing wavelength. The decrease of 6.7 nm emission can be attributed to self-absorption in the denser, short-wavelength plasma [4]. As opacity effects on the resonance lines in Gd plasmas are large, it is important to produce a low-density plasma using a long wavelength laser and/or a low-initial target concentration of Gd.

As in Sn, the spectrum obtained with the low initial density target was narrower and more intense than that of the pure solid target. As a result, the maximum CE was observed to be about 1.8% in dual Nd:YAG laser-produced, low-density plasmas with a 30% initial target density of Gd[5].

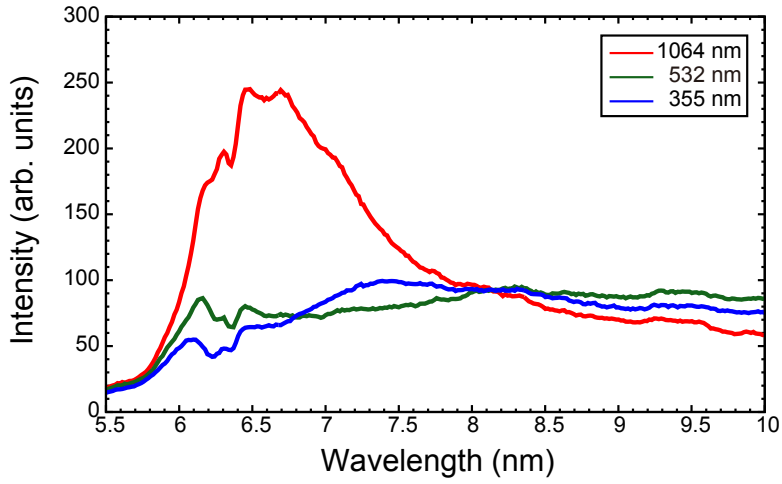

Figure 2.*EUV spectra at laser wavelengths of 1064 (red), 532 (green), and 355 nm (blue) for the same laser intensity of 1.6 x 10^{12} W/cm^2 (laser energy: 320 mJ/pulse; spot diameter: 50 micron (FWHM), respectively.*

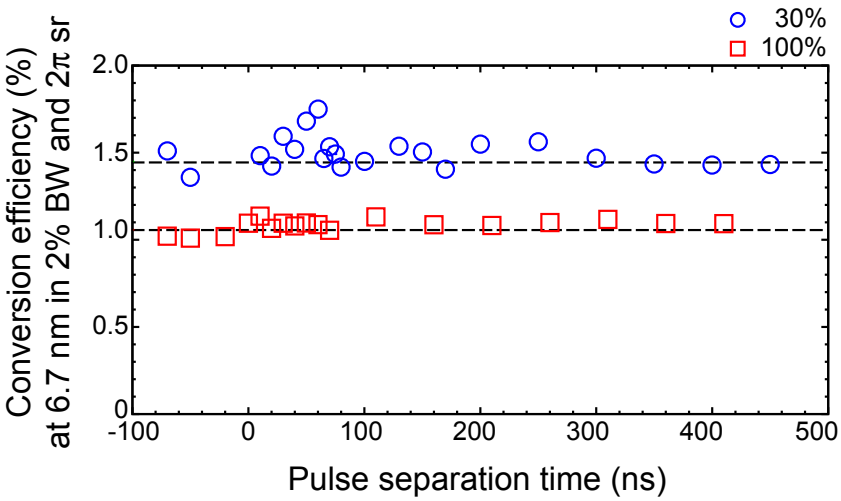

Figure 3. *Pulse separation time dependence on the EUV CE in dual laser pulse irradiation for a target containing 30% (blue, circles) or 100% Gd (red, rectangles). The dashed lines correspond the single pulse without a prepulse for 30% (blue) and 100% (red).*

Because it moves to shorter wavelength with increasing *Z*, the *n*=4–*n*=4 UTA can be used for other applications, such as transmission x-ray microscopy for biological imaging in the water window (Fig. 4). We have made preliminary studies of the

potential of Bi as a BEUV source. Our calculations show that Bi plasmas, at an electron temperature in the range 570 to 600 eV, radiate strongly near 3.9 nm. We have initiated a number of experiments to explore how this emission may be optimized in practice.

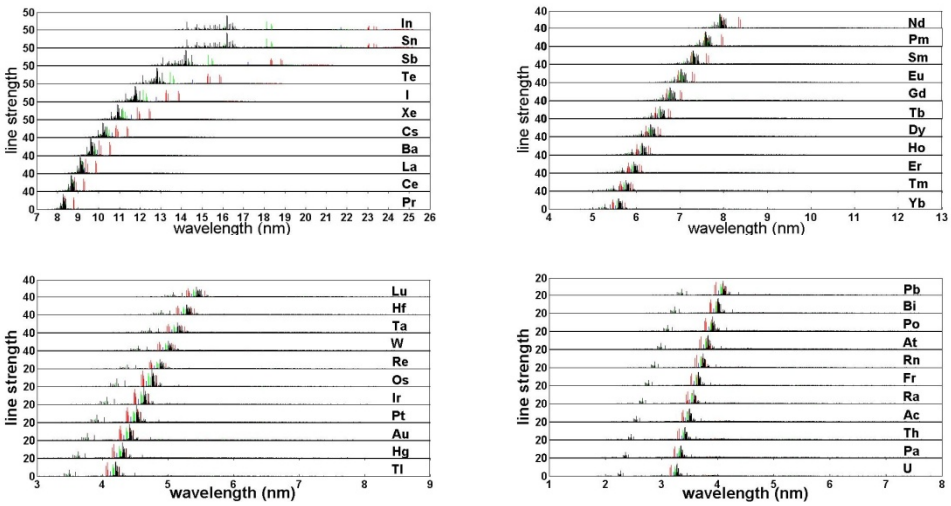

Figure 4. *Calculated position of n=4 – n = 4 transitions in key ions in elements from indium (Z= 49) to uranium (Z=92). The localization of emission near 6.7 nm in Gd and 3.9 nm in Bi is clearly evident.*

In summary, we have observed the spectral behavior and measured the EUV CE around 6.7 nm for shorter wavelength EUV emission. As the effects of self-absorption on the strongest resonance lines in the Gd UTA are large, it is important to produce a low-density plasma. The highest conversion efficiency in this spectral region was observed to be 1.8%. To increase the CE and the spectral purity, it is important to produce low-density plasmas such as CO_2laser-produced plasmas.

The author acknowledges many collaborators, in particular W. Jiang and D. Kilbane. A part of this work was performed under the auspices of MEXT (Ministry of Education, Culture, Science and Technology, Japan) and “Utsunomiya University Distinguished Research Projects.” The UCD group acknowledges support from Science Foundation Ireland under Principal Investigator Research Grant No. 07/IN.1/B1771.

Takeshi Higashiguchi
Department of Advanced Interdisciplinary Sciences, and Center for Optical Research & Education (CORE)
Utsunomiya University

Utsunomiya, Japan

Takeshi Higashiguchi is an associate professor. He received his Ph.D. in engineering from Utsunomiya University. His research activities have focused on short-wavelength light sources, laser-plasma interaction, and plasma photonics devices.

Takamitsu Otsuka
Department of Advanced Interdisciplinary Sciences, and Center for Optical Research & Education (CORE)
Utsunomiya University
Utsunomiya, Japan

Takamitsu Otsuka is Ph.D. student. He received a MS from Utsunomiya University. His research activity has focused on shorter wavelength EUV source development.

Noboru Yugami
Department of Electrical and Electronic Engineering and Center for Optical Research & Education (CORE)
Utsunomiya University
Utsunomiya, Japan

Noboru Yugami is a professor. He received his Ph.D. in engineering from Osaka University. His research activities have focused on plasma physics, laser-plasma interaction, and plasma photonics devices.

Akira Endo
RISE, Waseda University
Guest Professor

Akira Endo has been active in the field of short pulse, short wavelength light sources, ranging from laser-Compton to UTA laser plasma. He has managed research projects in these fields in the last two decades in Japan.

Padraig Dunne

School of Physics
University College Dublin
Dublin, Ireland

Padraig Dunne is an associate professor in the UCD School of Physics. He received his Ph.D. from the National University of Ireland in experimental atomic spectroscopy. His research interests include laser produced plasmas (LPPs) as sources of Extreme Ultraviolet (EUV) radiation for lithography and other applications. LPP target development and analysis, EUV instrumentation& LPP spectroscopy.

Bowen Li
School of Physics
University College Dublin
Dublin, Ireland

Bowen Li is a Ph.D. student at University College Dublin. He received his MS from North West Normal University, Lanzhou. His research is focused on shorter wavelength EUV source development.

Gerry O'Sullivan
School of Physics
University College Dublin
Dublin, Ireland

Gerry O'Sullivan is a professor. He received his Ph.D. from University College Dublin. His research activities have focused on EUV and soft x-ray spectroscopy of laser produced plasmas, ionic photoabsorption and EUV source development.

References:

[1] C. Wagner and N. Harned, Lithography gets extreme, *Nature Photonics* 4, pp. 24-26, 2010.

[2] T. Otsuka et al., Rare-earth plasma extreme ultraviolet sources at 6.5-6.7 nm, *Appl. Phys. Lett.*97, pp. 111503, 2010.

[3] G. Tallents et al., Optical lithography: Lithography at EUV wavelengths, *Nature Photonics* 4, pp. 809-811, 2010.

[4]T. Otsuka et al., Systematic investigation of self-absorption and conversion efficiency of 6.7 nm extreme ultraviolet sources, *Appl. Phys. Lett.*97, pp. 231503, 2010.
[5] P. Dunne et al., (to be submitted).