



Title	Expediting MRSH-v2 Approximate Matching with Hierarchical Bloom Filter Trees
Authors(s)	Lillis, David, Breitingner, Frank, Scanlon, Mark
Publication date	2018-01-06
Publication information	Lillis, David, Frank Breitingner, and Mark Scanlon. "Expediting MRSH-v2 Approximate Matching with Hierarchical Bloom Filter Trees." Springer, January 6, 2018. https://doi.org/10.1007/978-3-319-73697-6_11 .
Series	Lecture Notes of the Institute for Computer Sciences, Social Informatics and Telecommunications Engineering, 216
Publisher	Springer
Item record/more information	http://hdl.handle.net/10197/25076
Publisher's statement	The final publication is available at www.springerlink.com .
Publisher's version (DOI)	10.1007/978-3-319-73697-6_11

Downloaded 2026-05-02 00:24:57

The UCD community has made this article openly available. Please share how this access benefits you. Your story matters! (@ucd_oa)



© Some rights reserved. For more information

Expediting MRSH-v2 Approximate Matching with Hierarchical Bloom Filter Trees

David Lillis¹, Frank Breitinger², and Mark Scanlon¹

¹ Forensics and Security Research Group, School of Computer Science,
University College Dublin, Ireland
{david.lillis,mark.scanlon}@ucd.ie

² Cyber Forensics Research and Education Group, Tagliatela College of Engineering,
ECECS, University of New Haven, West Haven, CT, USA
fbreitinger@newhaven.edu

Abstract. Perhaps the most common task encountered by digital forensic investigators consists of searching through a seized device for pertinent data. Frequently, an investigator will be in possession of a collection of “known-illegal” files (e.g. a collection of child pornographic images) and will seek to find whether copies of these are stored on the seized drive. Traditional hash matching techniques can efficiently find files that precisely match. However, these will fail in the case of merged files, embedded files, partial files, or if a file has been changed in any way.

In recent years, approximate matching algorithms have shown significant promise in the detection of files that have a high bitwise similarity. This paper focuses on MRSH-v2. A number of experiments were conducted using Hierarchical Bloom Filter Trees to dramatically reduce the quantity of pairwise comparisons that must be made between known-illegal files and files on the seized disk. The experiments demonstrate substantial speed gains over the original MRSH-v2, while maintaining effectiveness.

Key words: approximate matching, hierarchical bloom filter trees, mrsh-v2

1 Introduction

Current digital forensic process models are surprisingly arduous, inefficient, and expensive. Coupled with the sheer volume of digital forensic investigations facing law enforcement agencies worldwide, this has resulted in significant evidence backlogs becoming commonplace [22], frequently reaching 18-24 months [9] and exceeding 4 years in extreme cases [14]. The backlogs have grown due to a number of factors including the volume of cases requiring analysis, the number of devices per case, the volume of data on each device, and the limited availability of skilled experts [16]. Automated techniques are in continuous development to aid investigators, but due to the sensitive nature of this work, the ultimate inferences and decisions will always be made by skilled human experts [12].

Perhaps the most common (and most time-consuming) task facing digital investigators involves examination of seized suspect devices to determine if per-

inent evidence is contained therein. Often, this examination requires significant manual, expert data processing and analysis during the acquisition and analysis phases of an investigation. A number of techniques have been created or are in development to expedite/automate parts of the typical digital forensic process. These include triage [17], distributed processing [20], Digital Forensics as a Service (DFaaS) [1], workflow management and automation [3, 10]. While these techniques can help to alleviate the backlog, the premise behind many of them involves evidence discovery based on exact matching of hash values (e.g., MD5, SHA1). Typically, this requires a set of hashes of known incriminating/pertinent content. The hash of each artefact from a suspect device is then compared against this set. This approach falls short against basic counter-forensic techniques (e.g., content editing, content embedding, data transformation).

Approximate matching (often referred to as “fuzzy hashing”) is one technique used to aid in the discovery of these obfuscated files [6]. A number of approximate matching algorithms have been developed including `ssdeep` [13], `sdhash` [18], and `MRSH-v2` [4]. This paper focuses specifically on `MRSH-v2`. This algorithm operates by generating a “similarity digest” for each file, represented as Bloom filters [2]. An all-against-all pairwise comparison is then required to determine if files from a set of desired content is present in a corpus of unanalysed content. Thus, `MRSH-v2` does not exhibit strong scalability for use with larger datasets.

This paper presents an improvement in the runtime efficiency of approximate matching techniques, primarily through the implementation of a Hierarchical Bloom Filter Tree (HBFT). Additionally, it examines some of the tunable parameters of the algorithm to gauge their effect on the required running time. A number of experiments were conducted, which indicated a substantial reduction in the running time, in addition to which the final experiment achieved a 100% recall rate for identical files and also for files that have a `MRSH-v2` similarity above a reasonable threshold of 40%.

Section 2 outlines the prior work that has been conducted in the area of approximate matching. The operation of `MRSH-v2` is discussed in Section 3. HBFTs are introduced in Section 4. Section 5 presents the series of experiments designed to evaluate the effectiveness of the HBFT approach, and finally Section 6 concludes the paper and outlines directions for further work.

2 Background: Approximate Matching

Bytewise approximate matching for digital forensics gained popularity in 2006 when [13] presented context-triggered piecewise hashing (CTPH) including an implementation called `ssdeep`. It was at that time referred to as “fuzzy hashing”. Later, this term converted to “similarity hashing” (most likely due to `sdhash` which stands for “similarity digest hash” [18]). In 2014, the National Institute of Standards and Technology (NIST) developed Special Publication 800-168, which outlines the definition and technology for these kinds of algorithms [6].

In addition to the prominent aforementioned implementations, there are several others. `MinHash` [8] and `SimHash` [21] are ideas on how to detect/identify

small changes (up to several bytes), but were not designed to compare hard disk images with each other. In 2014, Oliver presented an algorithm named **TLSH**, which is premised on locality sensitivity hashing (LSH) [15]. There are significantly more algorithms, but to explain all of them would be beyond the scope of this paper; a good summary is provided by Harichandran et al. [11].

While these algorithms have great capabilities, they suffer one significant drawback, which we call the “database lookup problem”. In comparison to traditional hash values which can be sorted and have a lookup complexity of $O(1)$ (hashmap) or $O(\log(n))$ (binary tree; where n is the number of entries in the database), looking up a similarity digest usually requires an all-against-all comparison ($O(n^2)$) to identify all matches. To overcome this drawback, Breitingger et al. [5] presented a new idea that overcomes the lookup complexity (it is approximately $O(1)$) but at the cost of inaccuracy. More specifically, the method allows item vs. set queries, resulting in the answer either being “yes, the queried item is in the set” or “no, it is not”; one cannot say against which item it matches.

As a means of addressing these drawbacks, Breitingger et al. [7] presented a further article where they offered a theoretical solution to the lookup problem, based on a tree of Bloom filters. However, an implementation (and thus a validation) has not been conducted to date. We refer to this as a Hierarchical Bloom Filter Tree (HBFT). The focus of the present work is the empirical evaluation of this approach, so as to demonstrate its effectiveness and to investigate some practical factors that affect its performance.

3 The MRSH-v2 algorithm

The work in this paper is intended to improve upon the performance of the MRSH-v2 algorithm. Therefore, it is important to firstly outline its operation in informal terms, which will aid the discussion later. A more detailed, formal description of the algorithm can be found in [4]. The primary goal of MRSH-v2 is to compress any byte sequence and output a similarity digest. Similarity digests are created in a way that they can be compared with each other, which will result in a similarity score. Each similarity digest is a collection of Bloom filters [2].

To create the similarity digest, MRSH-v2 splits an input into chunks (also known as “subhashes”) of approximately 160 bytes. These chunks are hashed using **FNW** (a fast non-cryptographic hash function), which is used to set 5 bits of the Bloom filter. To divide the input into chunks, it uses a window of 7 bytes, which slides through the input byte-by-byte. The content of the window is processed and whenever it hits a certain value (based on a modulus operation), the end of a chunk is identified. Thus, the actual size of each chunk varies. Each Bloom filter has a specific capacity. Once this has been reached, any further chunks are inserted into a new Bloom filter that is appended to the digest. Approximate matching occurs by comparing similarity digests against one another. To compare two file sets, an all-against-all pairwise comparison is required.

Extending the file-against-set comparison outlined in [5], an alternative strategy to combat this is to use a hierarchical Bloom filter tree (HBFT) [7]. It is

intended to achieve speed benefits over a pairwise comparison while supporting the identification of specific matching files. The primary contribution of this paper is to investigate the factors that affect the runtime performance of this approach, compared to the classic pairwise approach.

4 Hierarchical Bloom Filter Trees (HBFT)

In a Hierarchical Bloom Filter Tree (HBFT), the root node of the tree is a Bloom filter that represents the entire collection. When searching for a file, if a match is found at the root of the tree, its child nodes can then be searched. Although this structure is inspired by a classic binary search tree, a match at a particular node in a HBFT does not indicate whether the search should continue in the left or right subtree. Instead, both child nodes need to be searched, with the search path ending when a leaf node is reached or a node does not match.

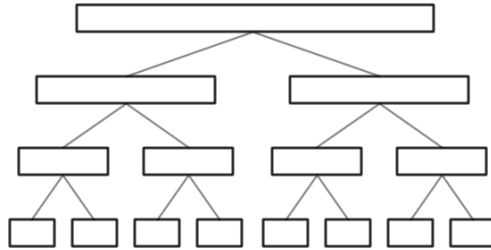


Fig. 1. Hierarchical Bloom Filter Tree (HBFT) structure.

The tree layout is shown in Figure 1. Each level in the tree is allocated an equal amount of memory. Thus each Bloom filter occupies half the memory of its parent, and also represents a file set that is half the size of its parent. The expected false positive rates will be approximately equal at all levels in the tree.

When a collection is being modelled as a HBFT, each file is inserted into the Bloom filter at some leaf node in the tree, and also into its ancestor nodes. The mechanism of inserting a file into a Bloom filter is the same as for the single Bloom filter approach from [5], which is also very similar to the approach taken by the classic *MRSH-v2* algorithm outlined in Section 3. The key difference is that instead of creating a similarity digest of potentially multiple small Bloom filters for an individual file, each subhash is used to set 5 bits of the larger Bloom filter within a tree node that usually relates to multiple files.

Depending on the design of the tree, a leaf node may represent multiple files. Thus a search that reaches a leaf node will still require a pairwise comparison with each file in this subset, using *MRSH-v2*. However, given that most searches will reach only a subset of the root nodes, the number of pairwise comparisons required for each file is greatly reduced.

The process to check if a file matches a Bloom filter node is similar to the process of inserting a file into the tree. However, instead of inserting each hash into the node, its subhashes are instead checked against the Bloom filter to see if they are contained in it. If a specific number of consecutive hashes are contained in the node, this is considered to be a match. The number of consecutive hashes is configurable as a parameter named `min_run`. The first experiment in this paper (discussed in Section 5.2) explores the effects of altering this value.

In the construction of a HBFT, memory constraints will have a strong influence on the design of the tree. In practical situations, a typical workstation is unlikely (at present) to have access to over 16GiB of main memory. Thus trade-offs in the design of the tree are likely. Larger Bloom filters have lower false positive rates (assuming the quantity of data is constant), but lead to shallower trees (thus potentially increasing the number of pairwise comparisons required).

5 Experiments

As part of this work, a number of experiments were conducted to examine the factors that affect the performance of the HBFT structure. In each case, a HBFT was used to model the contents of a dataset. Files from another dataset were then searched for in the tree, and the results reported. Because the speed of execution is of paramount importance, and because the original MRS_H-v2 implementation was written in C, the HBFT implementation used for these experiments was also written in that language. The source code has been made available (at <http://github.com/ishnid/mrsh-hbft>) under the Apache 2.0 licence.

The workstation used for the experiments contains a quad-core Intel Core i7 2.67GHz processor, 12GiB of RAM and uses a solid state drive for storage. The operating system is Ubuntu Linux 16.04 LTS. The primary constraint this system imposes on the design of experiments is that of the memory that is available for storing the HBFTs. For all experiments, the maximum amount of memory made available for the HBFT was 10GiB. The size of the individual Bloom filters within the trees then depended on the number of nodes in the tree (which in turn depends on the number of leaf nodes).

For each experiment, the number of leaf nodes (n) is specified in advance, from which the total number of nodes can be computed (since this is a binary tree). Given the upper total memory limit (u , in bytes), and that the size of each Bloom filter should be a power of two (per [5]), it is possible to calculate the maximum possible size of each Bloom filter. Because all levels in the tree are allocated the same amount of memory, the size of the root Bloom filter in bytes (r) is given by:

$$r = 2^{\lceil \log_2(u/(\log_2(n)+1)) \rceil} \quad (1)$$

The size of the other nodes in bytes is then $\frac{r}{2^d}$ where d is the depth of the node in the tree (i.e. the size of a Bloom filter is half the size of its parent).

The ultimate goal of the experiments is to demonstrate that the HBFT approach can improve the running time of an investigation over the all-against-all

comparison approach of **MRSH-v2** without suffering a degradation in effectiveness. It achieves this by narrowing the search space so that each file that is searched for need only be compared against a subset of the dataset.

Using a HBFT, the final outcome will be a set of similarity scores. This score is calculated by using **MRSH-v2** to compare the search file with all files contained in any leaves that are reached during the search. Therefore, the HBFT approach will not identify a file as being similar if **MRSH-v2** does not also do so.

In these experiments, the similarity scores generated by **MRSH-v2** are considered to be ground truth. Evaluating the degree to which this agrees with the opinion of a human judge, or how it compares with other algorithms, is outside the scope of this paper. The primary difference between the outputs is that the HBFT may fail to identify files that **MRSH-v2** considers to be similar (i.e. false negatives) due to an appropriate leaf node not being reached.

Therefore the primary metric used, aside from running time, is recall: the proportion of known-similar (or known-identical) files for which the HBFT search reaches the appropriate leaf node.

5.1 Datasets

Two datasets were used as the basis for the experiments conducted in this paper:

- The **t5** dataset [19] is frequently used for approximate matching experimentation. It consists of 4,457 files (approximately 1.8 GiB) taken from US government websites. It includes plain text files, HTML pages, PDFs, Microsoft Office documents and image files.
- The **win7** dataset is a fresh installation of a Windows 7 operating system, with default options selected during installation. It consists of 48,384 files (excluding symbolic links and zero-byte files) and occupies approximately 10GiB.

The first two experiments use one or both of these datasets directly. The final experiment includes some modifications, as outlined in Section 5.2.

5.2 Experiment Overview

The following sections present three experiments that were conducted to evaluate the HBFT approach. Section 5.2 compares the **t5** dataset with itself. This is intended to find whether the HBFT approach is effective in finding identical files, and to investigate the effect of varying certain parameters when designing and searching a HBFT. It also aims to demonstrate the extent to which the number of pairwise comparisons required can be reduced by using this technique.

Section 5.2 uses disjoint corpora of different sizes (**t5** and **win7**). In a typical investigation, there may be a large difference between the size of the collection of search files and a seized hard disk. This experiment aims to investigate whether it is preferable to use the tree to model the smaller or the larger corpus.

Finally, Section 5.2 uses overlapping corpora where a number of files have been planted on the disk image. These files are identical to, or similar to, files in the search corpus. This experiment demonstrates that using a HBFT is substantially faster than the pairwise approach.

Experiment 1: t5 vs. t5 For the initial experiment, the HBFT was constructed to represent the t5 corpus. All files from t5 were also used for searching. Thus every file searched for is also located in the tree and should be found. Conducting an all-against-all pairwise comparison using MRSH-v2 required a total of 19,864,849 comparisons, which took 319 seconds.

To construct the tree, the smallest number of leaf nodes was 32. Following this, the number of leaf nodes was doubled each time (maintaining a balanced tree). The exception was that 4,457 leaf nodes were used for the final run, thereby representing a single file from the corpus in each leaf.

The aims of this experiment were:

1. Evaluate the effectiveness of the HBFT approach for exact matching (i.e. finding identical files) using recall.
2. Identify an appropriate value for MRSH-v2's `min_run` parameter.
3. Investigate the relationship between the size of the tree and the time taken to build and search the tree.
4. Investigate the relationship between the size of the tree and the number of pairwise comparisons that are required to calculate a similarity score.

Table 1. Effect of `min_run` on recall: identical files.

<code>min_run</code>	Recall
4	100%
6	99.96%
8	99.93%

When running the experiment, it became apparent that the first two aims are linked. Table 1 shows the recall associated with three values of `min_run`: 4, 6 and 8. Using a `min_run` value of 4 resulted in full recall. However, increasing `min_run` to 6 or 8 resulted in a small number of files being omitted. When `min_run` is set to 8, three files are not found in the tree. This indicates the dangers inherent in requiring longer matching runs. The files in question are `000462.text`, `001774.html`, `003225.html`. These files are 6.5 KiB, 6.6 KiB and 4.5 KiB in size respectively. Although each chunk is approximately 160 bytes, this changes depending on the file content. While these are relatively small files, they are not the smallest in the corpus. This shows that even when the file is large enough to contain 8 chunks of the average size, a `min_run` requirement of 8 successive matches may still not be possible. Similarly, using 6 as the `min_run` value results in two files being missed.

It should be acknowledged that if the aim is solely to identify identical files, then existing hash-based techniques will take less time and yield more reliable results. Intuitively, however, a system that is intended to find similar files should also find identical files. While the chunk size of 160 bytes will always fail to match very small files, it is desirable to find matches when file sizes are larger.

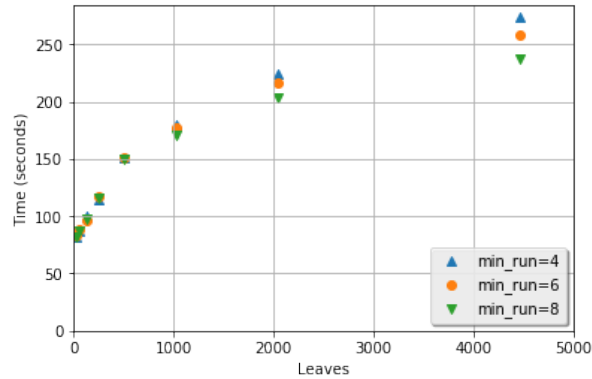


Fig. 2. Effect of varying number of leaf nodes on time taken: t_5 vs. t_5

Figure 2 shows the time taken to build the tree and search for all files. As the number of leaf nodes in the tree increases, so too does the time taken to search the tree. Higher values of `min_run` use slightly less time, due to the fact that it is more difficult for a search to descend to a lower level when more matches are required to do so. However, as the recall for these higher values is lower, 4 was used as the `min_run` value for further experiments.

The times shown here relate only to building the tree and searching for files within it, and does not include the time for the pairwise comparisons at the leaves. Therefore, although using 32 leaf nodes results in the shortest search time (due to the shallower tree), it would require a most comparisons, as each leaf node represents $\frac{1}{32}$ of the entire corpus. As an illustration, using a tree with 32 leaf nodes and `min_run` value of 4 requires 8,538,193 pairwise comparisons after searching the tree. A similar tree with 4,457 leaves requires 617,860 comparisons.

One issue that is important to note is that the time required to perform a full pairwise comparison is 319 seconds. However, for the largest trees, 274 seconds were required to build and search the tree, before any comparisons were conducted. Thus, for a relatively small collection such as this, the use of the tree is unlikely to provide benefits in terms of time.

Figure 3 plots the number of leaf nodes against the total number of comparisons required to complete the investigation. As the size of corpora increases, so does the number of pairwise comparisons required by `MRSH-v2`. Thus reducing this search space is the primary function of the tree. Larger trees tend to result in a smaller number of comparisons. For the largest tree (with 4,457 leaves), the `min_run` value does not have a material effect on the number of comparisons required. This implies that although searches tend to reach deeper into the tree (hence the longer running time), they do not reach substantially more leaves.

From this experiment, it can be concluded that using a `min_run` value of 4 is desirable in order to find exact matches. This causes the time taken to search to be slightly longer, while having a negligible impact on the number of pairwise comparisons required afterwards.

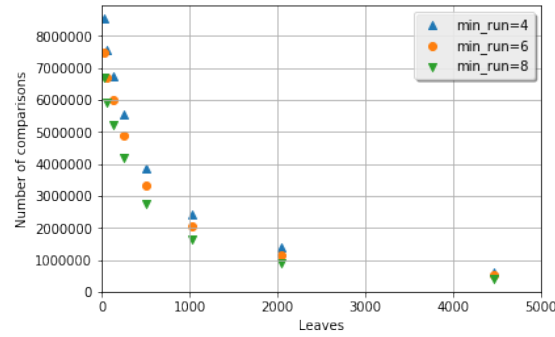


Fig. 3. Effect of varying number of leaf nodes on number of comparisons: $\mathbf{t5}$ vs. $\mathbf{t5}$

Experiment 2: $\mathbf{t5}$ vs. $\mathbf{win7}$ and $\mathbf{win7}$ vs. $\mathbf{t5}$ The second experiment was designed to operate with larger dataset sizes. $\mathbf{t5}$ was used as a proxy for a set of known-illegal files, and $\mathbf{win7}$ was used to represent a seized disk.

The aims of this experiment were:

1. Investigate whether the HBFT should represent the smaller or larger corpus.
2. Measure the effect on overall running time of using a HBFT.

The experiment was first run by building a tree to represent $\mathbf{t5}$ and then searching for the files contained in $\mathbf{win7}$. The number of leaf nodes in this tree was varied in the same way as in Experiment 1. Then this was repeated by inserting $\mathbf{win7}$ into a tree and searching for the files from $\mathbf{t5}$. Again the number of leaf nodes was doubled every time, with the exception that the largest tree contained one leaf node for every file in the collection (i.e. 48,384 leaves).

The time taken to build and search the trees are shown in Figures 4 and 5. Figure 4 shows the results when the tree represents $\mathbf{t5}$, with the time subdivided into the time spent building the tree and the time spent searching for all the files from $\mathbf{win7}$. The total time is relatively consistent for this type of tree. This is unsurprising in the context of disjoint corpora. Most files will not match, so many searches will end at the root node, or at an otherwise shallow depth.

Figure 5 shows results when the tree models $\mathbf{win7}$. With only 32 leaf nodes, both experimental runs take approximately the same total time. Due to its size, the build time for the $\mathbf{win7}$ tree is substantially longer than for $\mathbf{t5}$. The search time exhibits a generally upward trend as the number of leaf nodes increases. This is because of the hardware constraints associated with the realistic setup. Because memory footprint is constrained, a tree with 48,384 leaf nodes will contain Bloom filters that are much smaller than for trees with fewer nodes. In this experiment, leaves are 8KiB in size, with a root node of 512MiB.

Overall, the total time taken is less when the tree represents the smaller dataset. Again, the total number of pairwise comparisons decreases as the number of leaves increases. Both approaches yield a similar quantity of necessary comparisons for their largest tree (i.e. with the most leaf nodes). The tree modelling $\mathbf{t5}$ requires 98,260 comparisons whereas the one modelling $\mathbf{win7}$ requires

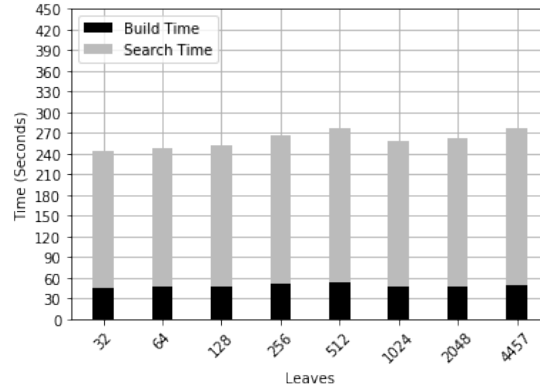


Fig. 4. Time to search for win7 in a t5 tree.

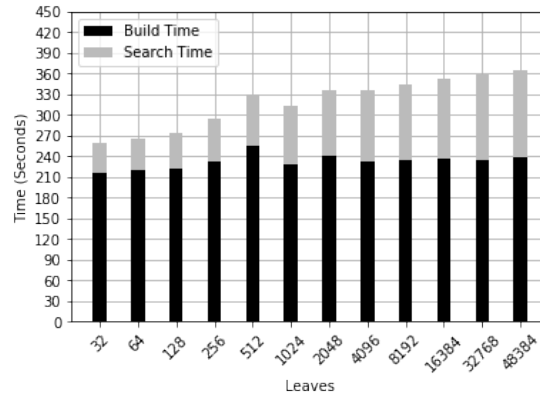


Fig. 5. Time to search for t5 in a win7 tree.

101,386. This, combined with the lower build and search time suggests that the preferred approach should be to use the smaller corpus to construct the HBFT. Memory is an additional consideration. Using a HBFT to model the larger dataset requires the similarity hashes of all its files to be cached at the leaves. This requires a greater memory footprint than for the smaller collection, thus reducing the amount of memory available to store the HBFT itself.

Following these observations, the experiment was repeated once more. The tree modelled t5 with 4,457 leaves and win7 was searched for. The total running time, including pairwise comparisons, was 1,094 seconds. In comparison, the time taken to perform a full pairwise comparison using MRSH-v2 is 2,858 seconds.

Experiment 3: Planted evidence The final experiment involved overlapping datasets, constructed as follows:

- A set of simulated “known-illegal” files: 4,000 files from t5.
- A simulated seized hard disk: the win7 image, plus 140 files from t5, as follows:

- 100 files that are contained within the 4,000 “illegal” files.
- 40 files that themselves are not contained within the “illegal” files, but that have a high similarity with files in the corpus, according to MRS_H-v2. 10 of these files have a similarity of 80% or higher, 10 have a similarity between 60% and 79% (inclusive), 10 have a similarity between 40% and 59% (inclusive) and 10 have a similarity between 20% and 39% (inclusive).

The aims of this third experiment were:

1. Evaluate the time taken to perform a full search, compared with MRS_H-v2.
2. Evaluate the success of the approach in finding the 100 “illegal” files that are included verbatim in the hard disk image, and the 40 files from the image that are similar to “illegal” files, according to MRS_H-v2.

For the first aim, the primary metric is the time taken for the entire process to run, comprising the time to build the tree, the time to search the tree and the time required to conduct the pairwise comparisons at the leaves. In evaluating the latter aim, recall is used. Here, “recall” refers to the percentage of the 100 identical files that are successfully identified, and “similar recall” refers to the percentage of the 40 similar files that are successfully found. A file is considered to have been found if the search for the file it is similar or identical to reaches the leaf node that contains it, yielding a pairwise comparison.

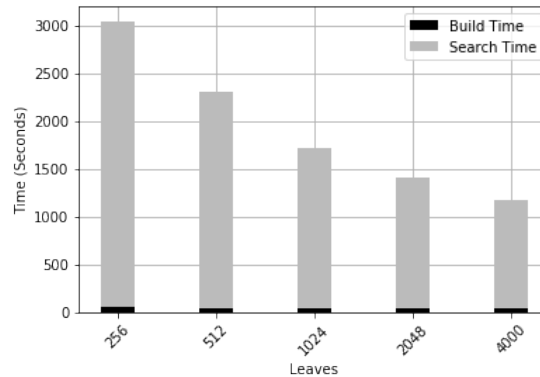


Fig. 6. Time to search for planted evidence (including pairwise comparisons).

The total running time for MRS_H-v2 was 2,592 seconds. The running times of the HBFT approach are shown in Figure 6. The smaller collection of 4,000 “illegal” files was used to construct the tree and then searches were conducted for all of the files in the larger corpus. The “Search Time” includes the time spent searching the tree and the time to perform the comparisons at the leaves.

As expected, the maximum number of leaf nodes resulted in the fastest run time. This configuration also yielded the maximum reduction in the number of pairwise comparisons required, without substantially adding to the time required

to build and search the tree. The remainder of this analysis focuses on this scenario, where the tree has 4,000 leaf nodes.

The total time was 1,182 seconds (a 54% reduction in the time required for an all-against-all pairwise comparison). Due to the lack of scalability of the pairwise approach, this difference is likely to be even more pronounced for larger datasets.

Table 2. Similar recall for Planted Evidence experiment.

MRSH-v2 similarity	Files planted	Files found	Similar recall
80%-100%	10	10	100%
60%-79%	10	10	100%
40%-59%	10	10	100%
20%-39%	10	8	80%
Overall	40	38	95%

In terms of effectiveness, all 100 files that were common to the two corpora were successfully found. The similar recall is shown in Table 2. All files with a MRSH-v2 similarity of 40% or greater with a file in the “illegal” set were successfully identified. Two files with a lower similarity (25% and 26%) were not found. This yields an overall similar recall score of 95% for all 40 files.

This is an encouraging result, indicating that the HBFT approach is extremely effective at finding files that are similar above a reasonable threshold of 40% and exhibits full recall for identical files. Thus it can be concluded that the HBFT data structure is a viable alternative to all-against-all comparisons in terms of effectiveness, while achieving substantial speed gains.

6 Conclusions and Future Work

This paper aimed to investigate the effectiveness of using a Hierarchical Bloom Filter Tree (HBFT) data structure to improve upon the all-against-all pairwise comparison approach used by MRSH-v2. A number of experiments were conducted with the aim of improving the speed of the process. Additionally, it was important that files that should be found were not omitted.

The first experiment found that while HBFTs with more leaf nodes take longer to build and search, they reduce the number of pairwise comparisons required by the greatest degree. It also suggested the use of a `min_run` value of 4, as higher values resulted in imperfect recall for identical files.

The results of the second experiment indicated that when using corpora of different sizes, it is preferable to build the tree to model the smaller collection and then search for the files that are contained the larger corpus.

For the final experiment, a Windows 7 image was augmented by the addition of a number of files that were identical to those being searched for, and a further group that were similar. The HBFT approach yielded a recall level of 100% for

the identical files and of 95% for the similar files, when using `mrsh-v2` as ground truth. On examining the two files that were not found, it was noted that these had a relatively low similarity to the search files (25% and 26% respectively), with all files with a higher similarity score being identified successfully. The run time for this experiment was 54% of the time required for a pairwise comparison.

These experiments lead to the conclusion that the HBFT approach is a highly promising technique. Due the poor scalability of the traditional all-against-all approach, it can be inferred that this performance improvement will be even more pronounced as datasets become larger.

Given the promising results of the experiments presented in this paper, further work is planned. Currently, when building the tree, files are allocated to leaf nodes in a round-robin fashion. For trees with multiple files represented at each leaf, it may be possible that a more optimised allocation mechanism could be used for this (e.g. to allocate similar files to the same leaf node). Additionally, the current model also uses balanced trees, with the result that all successful searches reach the same depth in the tree. In some circumstances, an unbalanced tree may be preferable so as to shorten some more common searches.

References

- [1] van Baar R, van Beek H, van Eijk E (2014) Digital Forensics as a Service: A Game Changer. *Digital Investigation* 11, Supplement 1:S54 – S62, DOI 10.1016/j.diin.2014.03.007
- [2] Bloom BH (1970) Space/Time Trade-offs in Hash Coding with Allowable Errors. *Communications of the ACM* 13(7):422–426
- [3] de Braekt RI, Le-Khac NA, Farina J, Scanlon M, Kechadi T (2016) Increasing Digital Investigator Availability Through Efficient Workflow Management and Automation. In: 4th International Symposium on Digital Forensic and Security (ISDFS), pp 68–73, DOI 10.1109/ISDFS.2016.7473520
- [4] Breitinger F, Baier H (2012) Similarity Preserving Hashing: Eligible Properties and a New Algorithm MRSH-v2. In: *International Conference on Digital Forensics and Cyber Crime*, Springer, pp 167–182
- [5] Breitinger F, Baier H, White D (2014) On the Database Lookup Problem of Approximate Matching. *Digital Investigation* 11:S1–S9, DOI 10.1016/j.diin.2014.03.001
- [6] Breitinger F, Guttman B, McCarrin M, Roussev V, White D (2014) Approximate Matching: Definition and Terminology. *NIST Special Publication* 800:168
- [7] Breitinger F, Rathgeb C, Baier H (2014) An Efficient Similarity Digests Database Lookup - A Logarithmic Divide & Conquer Approach. *Journal of Digital Forensics, Security and Law* 9(2):155–166
- [8] Broder AZ (1997) On the Resemblance and Containment of Documents. In: *Compression and Complexity of Sequences 1997*. Proceedings, IEEE, pp 21–29, DOI 10.1109/SEQUEN.1997.666900

- [9] Casey E, Ferraro M, Nguyen L (2009) Investigation Delayed is Justice Denied: Proposals for Expediting Forensic Examinations of Digital Evidence. *Journal of forensic sciences* 54(6):1353–1364
- [10] Gupta JN, Kalaimannan E, Yoo SM (2016) A Heuristic for Maximizing Investigation Effectiveness of Digital Forensic Cases Involving Multiple Investigators. *Computers & Operations Research* 69:1–9, DOI 10.1016/j.cor.2015.11.003
- [11] Harichandran VS, Breitinger F, Baggili I (2016) Byte-wise Approximate Matching: The Good, The Bad, and The Unknown. *The Journal of Digital Forensics, Security and Law: JDFSL* 11(2):59
- [12] James JI, Gladyshev P (2015) Automated Inference of Past Action Instances in Digital Investigations. *International Journal of Information Security* 14(3):249–261, DOI 10.1007/s10207-014-0249-6
- [13] Kornblum J (2006) Identifying Identical Files Using Context Triggered Piecewise Hashing. *Digital investigation* 3:91–97, DOI 10.1016/j.diin.2006.06.015
- [14] Lillis D, Becker B, O’Sullivan T, Scanlon M (2016) Current Challenges and Future Research Areas for Digital Forensic Investigation. In: 11th ADFSL Conference on Digital Forensics, Security and Law (CDFSL 2016), ADFSL, Daytona Beach, FL, USA, DOI 10.13140/RG.2.2.34898.76489
- [15] Oliver J, Cheng C, Chen Y (2013) TLSH—A Locality Sensitive Hash. In: *Cybercrime and Trustworthy Computing Workshop (CTC)*, 2013 Fourth, IEEE, pp 7–13, DOI 10.1109/CTC.2013.9
- [16] Quick D, Choo KKR (2014) Impacts of Increasing Volume of Digital Forensic Data: A Survey and Future Research Challenges. *Digital Investigation* 11(4):273–294, DOI 10.1016/j.diin.2014.09.002
- [17] Rogers, Marcus K and Goldman, James and Mislán, Rick and Wedge, Timothy and Debroya, Steve (2006) Computer Forensics Field Triage Process Model. *Journal of Digital Forensics, Security and Law* 1(2):19–38
- [18] Roussev V (2010) Data Fingerprinting with Similarity Digests. In: *IFIP International Conference on Digital Forensics*, Springer, pp 207–226, DOI 10.1007/978-3-642-15506-2_15
- [19] Roussev V (2011) An Evaluation of Forensic Similarity Hashes. *Digital Investigation* 8:S34–S41
- [20] Roussev V, Richard III GG (2004) Breaking the Performance Wall: The Case for Distributed Digital Forensics. In: *Proceedings of the 2004 Digital Forensics Research Workshop*, vol 94
- [21] Sadowski C, Levin G (2007) Simhash: Hash-based Similarity Detection
- [22] Scanlon M (2016) Battling the Digital Forensic Backlog through Data Deduplication. In: *Proceedings of the 6th IEEE International Conference on Innovative Computing Technologies (INTECH 2016)*, IEEE, Dublin, Ireland