



Title	Spreading of memes on multiplex networks
Authors(s)	O'Brien, Joseph D., Dassios, Ioannis K., Gleeson, James P.
Publication date	2019-02-28
Publication information	O'Brien, Joseph D., Ioannis K. Dassios, and James P. Gleeson. "Spreading of Memes on Multiplex Networks." IOP Publishing, February 28, 2019. https://doi.org/10.1088/1367-2630/ab05ef .
Publisher	IOP Publishing
Item record/more information	http://hdl.handle.net/10197/10578
Publisher's statement	Any further distribution of this work must maintain attribution to the author(s) and the title of the work, journal citation and DOI.
Publisher's version (DOI)	10.1088/1367-2630/ab05ef

Downloaded 2026-05-01 23:35:22

The UCD community has made this article openly available. Please share how this access benefits you. Your story matters! (@ucd_oa)



© Some rights reserved. For more information

PAPER • OPEN ACCESS

Spreading of memes on multiplex networks

To cite this article: Joseph D O'Brien *et al* 2019 *New J. Phys.* **21** 025001

View the [article online](#) for updates and enhancements.



IOP | ebooksTM

Bringing you innovative digital publishing with leading voices to create your essential collection of books in STEM research.

Start exploring the collection - download the first chapter of every title for free.



PAPER

Spreading of memes on multiplex networks

OPEN ACCESS

RECEIVED
29 October 2018REVISED
17 January 2019ACCEPTED FOR PUBLICATION
11 February 2019PUBLISHED
28 February 2019

Original content from this work may be used under the terms of the [Creative Commons Attribution 3.0 licence](#).

Any further distribution of this work must maintain attribution to the author(s) and the title of the work, journal citation and DOI.

Joseph D O'Brien^{1,3} , Ioannis K Dassios² and James P Gleeson¹ ¹ MACSI, Department of Mathematics and Statistics, University of Limerick, Ireland² AMPSAS, University College Dublin, Ireland³ Author to whom any correspondence should be addressed.E-mail: joseph.obrien@ul.ie

Keywords: multiplex networks, branching processes, social contagion, competition

Abstract

A model for the spreading of online information or ‘memes’ on multiplex networks is introduced and analyzed using branching-process methods. The model generalizes that of (Gleeson *et al* 2016 *Phys. Rev. X*) in two ways. First, even for a monoplex (single-layer) network, the model is defined for any specific network defined by its adjacency matrix, instead of being restricted to an ensemble of random networks. Second, a multiplex version of the model is introduced to capture the behavior of users who post information from one social media platform to another. In both cases the branching process analysis demonstrates that the dynamical system is, in the limit of low innovation, poised near a critical point, which is known to lead to heavy-tailed distributions of meme popularity similar to those observed in empirical data.

1. Introduction

The advent of social media and the resulting ability to instantaneously communicate ideas and messages to connections worldwide is one of the great consequences arising from the telecommunications revolution over the last century. Individuals do not, however, communicate only upon a single platform; instead there exists a plethora of options available to users, many of whom are active on a number of such media. While each platform offers some unique selling point to attract users, e.g. keeping up to date with friends through messaging and statuses (*Facebook*), photo sharing (*Instagram*), seeing information from friends, celebrities and numerous other outlets (*Twitter*) or keeping track of the career paths of friends and past colleagues (*LinkedIn*), the platforms are all based upon the fundamental mechanisms of connecting with other users and transmitting information to them as a result of this link.

The dynamics of information flow in online social media is an active research area (see, for example, [1–8]) but analytically solvable models are relatively rare. An analytically tractable model for the spreading of ‘memes’ (the term is used here in the general sense of a piece of digital information) on a single platform for a directed network was introduced in [9]. This model suggested that as a result of the large amount of information received by users on such platforms competing for their limited attention, the system is poised near criticality. The implications of the near-criticality of such systems include fat-tailed distributions of meme popularity, similar to those observed in empirical studies [3]. The model also incorporated memory effects by allowing users to look backwards a random amount of time in their stream or feed to ‘retweet’ a meme, which gives a non-Markovian model for this aspect of human behavior [10, 11]. Interestingly, while this was a null model in the sense that it was entirely derived from first principles with no assumptions being made regarding the parameters determining the spreading process, it could accurately describe observed cascades of ‘tweet’ popularities on the directed network Twitter.

The model of [9] was, however, overly simplistic in several respects. Firstly, the model was restricted to ‘degree-class’ networks, meaning that it applies to an ensemble of random networks in which all users with the same numbers of connections (i.e. same in-degree and out-degree) are considered to behave in the same way, with random connections between users. Because of this assumption, important parameters of the model such as the innovation probability and the distribution of memory times were assumed to be the same for all users. A natural

question (we address here) is whether the results of [9] remain valid if these restrictive assumptions are relaxed. Secondly, only a monoplex (single-platform) network was considered in [9] so that the effects of users having a presence on multiple platforms was ignored. In reality, the connections of users may vary on a platform-by-platform basis depending upon their use of each site, and it is important to consider the possibility of users sharing content between platforms. To study such spreading processes we require the theory of multiplex networks [12], which has previously been used to model processes as varied as the spreading of infectious diseases [13], opinion dynamics [14], neural dynamics [15, 16] and dependencies among financial time series [17].

In this article we will extend the model described in [9] in two ways. Firstly we shall consider the same dynamics but on a specific network rather than a random network, meaning that the full detail of the specific adjacency matrix can be incorporated, and that user-specific parameters can be defined. We will show that in the small innovation, large time limit that such a system approaches criticality. Second, we will extend the model to a multiplex framework, where each layer represents a different social media platform, we will then allow users to share content between their accounts on these different platforms and investigate the effects upon the criticality of the system. The remainder of the paper is structured as follows. Section 2 describes the extended model for a multiplex specific network (including the monoplex specific network as a special case). Section 3 discusses the effect that the parameters in this model have on the criticality of the system before confirming the results using numerical simulations, and finally, in section 4, we discuss our results.

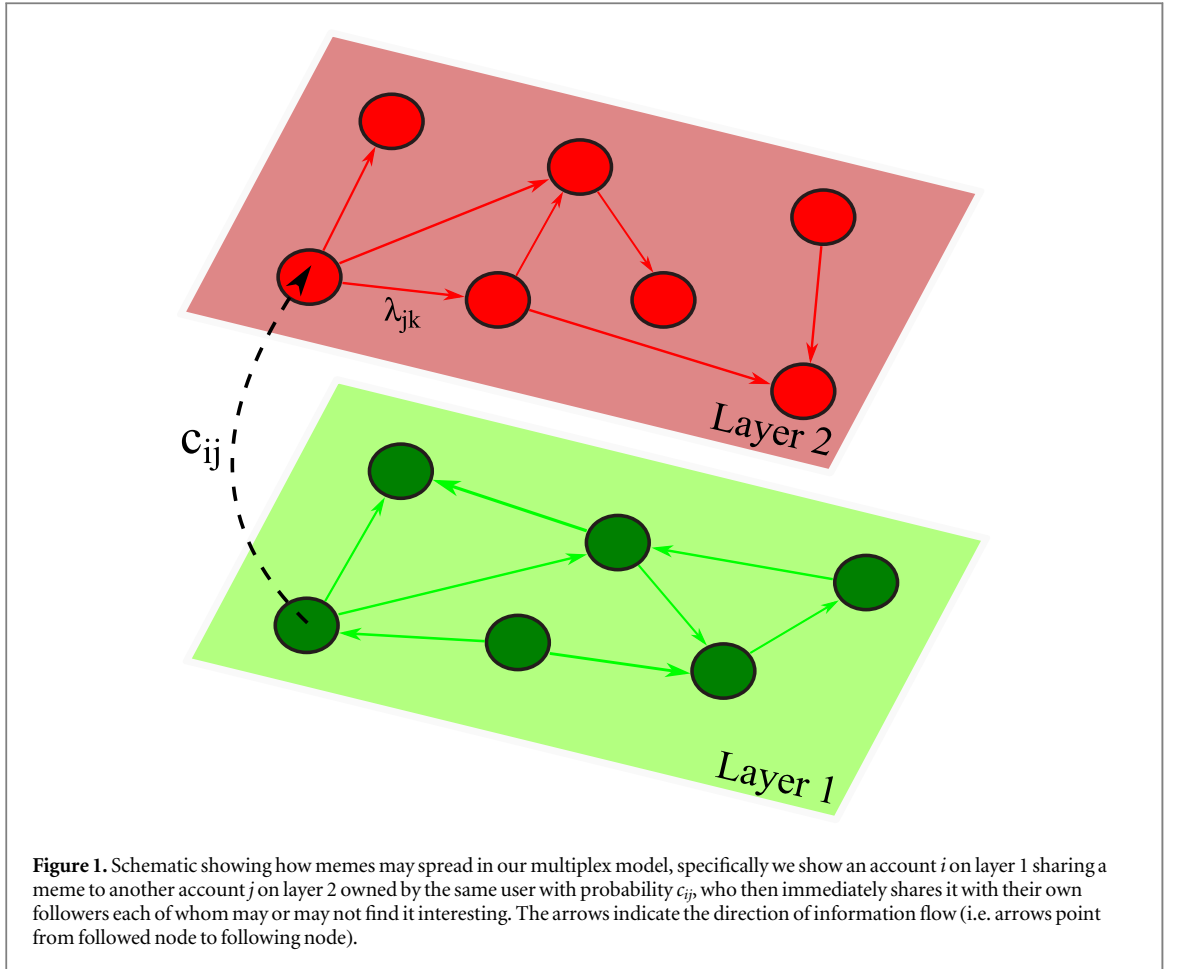
2. Model

The model of [9] considers a directed network where each node represents an individual user while an edge from user j to user i implies that i follows j . The key component of this model is that each user has a stream which is a record of all 'tweets' they have ever received. Memes spread in this model by users 'tweeting', which may occur in two ways. Firstly the user may innovate and create a new unique meme with probability μ , which enters their own stream and also is viewed by their followers, each of whom find it interesting, and thus accept it into their stream, with probability λ . Secondly, the user may decide to 'retweet' content they have previously accepted into their own feed with probability $1 - \mu$, the meme they decide to retweet is determined by their 'memory time' distribution $\Phi(t_m)$ such that the random amount of time which they look back is drawn from $\Phi(t_m)$ and the meme that was present in their stream at time $t - t_m$ is chosen, where t is the current time. Also, the rate at which a user tweets is determined by the activity rate β , which is common to all users with the same in- and out-degrees. We refer the reader to [9] for a more detailed explanation of the model.

We wish to extend the above model by considering a multiplex network consisting of N nodes and M layers, such that each layer represents a different social media platform while each node represents a unique account of a user. Throughout this article we assume that the content sharing mechanism of each platform is identical. Our focus is on the specific network case whereby we know the exact network topology and thus have the adjacency matrix $A = \bigoplus_{\alpha} A_{\alpha}$, where A_{α} represents the adjacency matrix of layer α . We note in passing that the case where $M = 1$ will exactly describe the specific network extension of the degree-class network model used in [9]. The aim of our model is to allow users to share content which they have seen from their account on one social media platform to another of their accounts on an alternative platform, this requires us to an interlayer coupling matrix C with elements equal to 1 if the nodes i and j represent accounts of the same user on two different platforms [12], and zero otherwise. Such notation allows our model to incorporate individuals owning accounts on multiple different platforms and also allows for each layer to have a different number of accounts: both these characteristics are desirable features for such a model and commensurate with empirical findings [18].

In our model these matrices A and C will not be used directly themselves but rather are proxies for two alternative matrices. The first of these is Λ which has elements λ_{ij} representing the probability that the account j finds content from account i interesting and thus accepts it into their stream for possible future retweeting. This matrix is directly related to A as $\lambda_{ij} \neq 0$ if and only if user j is connected to user i on the same layer. Similarly we have a matrix \tilde{C} with elements c_{ij} describing the probability that content is shared from an account i to an account j on a different layer, which in our model may only occur if the accounts are owned by the same user and as such \tilde{C} is a direct relation of C . The dynamics of the model is such that a user may see a meme they find interesting while using their accounts on one platform e.g. Twitter, and decide to share it through their account on another platform e.g. Instagram. The main characteristics governing the spreading in our model are highlighted in figure 1, where node i shares a meme from layer 1 to the node j in layer 2 (both of which are accounts owned by the same individual), this account then immediately proceeds to share it to their followers one of whom, account k , will accept it into their stream with probability λ_{jk} .

This framework also allows us (in contrast to [9]) to define user-specific parameters, namely for a given node i we have their innovation probability μ_i , i.e. the probability that the user creates a new meme from their account and immediately shares it with their followers (this meme also appears in their own stream as they find their own



content automatically interesting). The second quantity that is specific to each account is their activity rate $\beta_i \geq 0$, which determines how often they become active either to innovate or to retweet a previously seen meme from their stream. Finally, if the user does decide to retweet on their account at time t then they will look backwards in their stream to a time $t - t_m$, where t_m is a random variable determined by their ‘memory-time’ distribution $\Phi_i(t_m)$, and retweet the meme that was present in their feed at that time (figure 2).

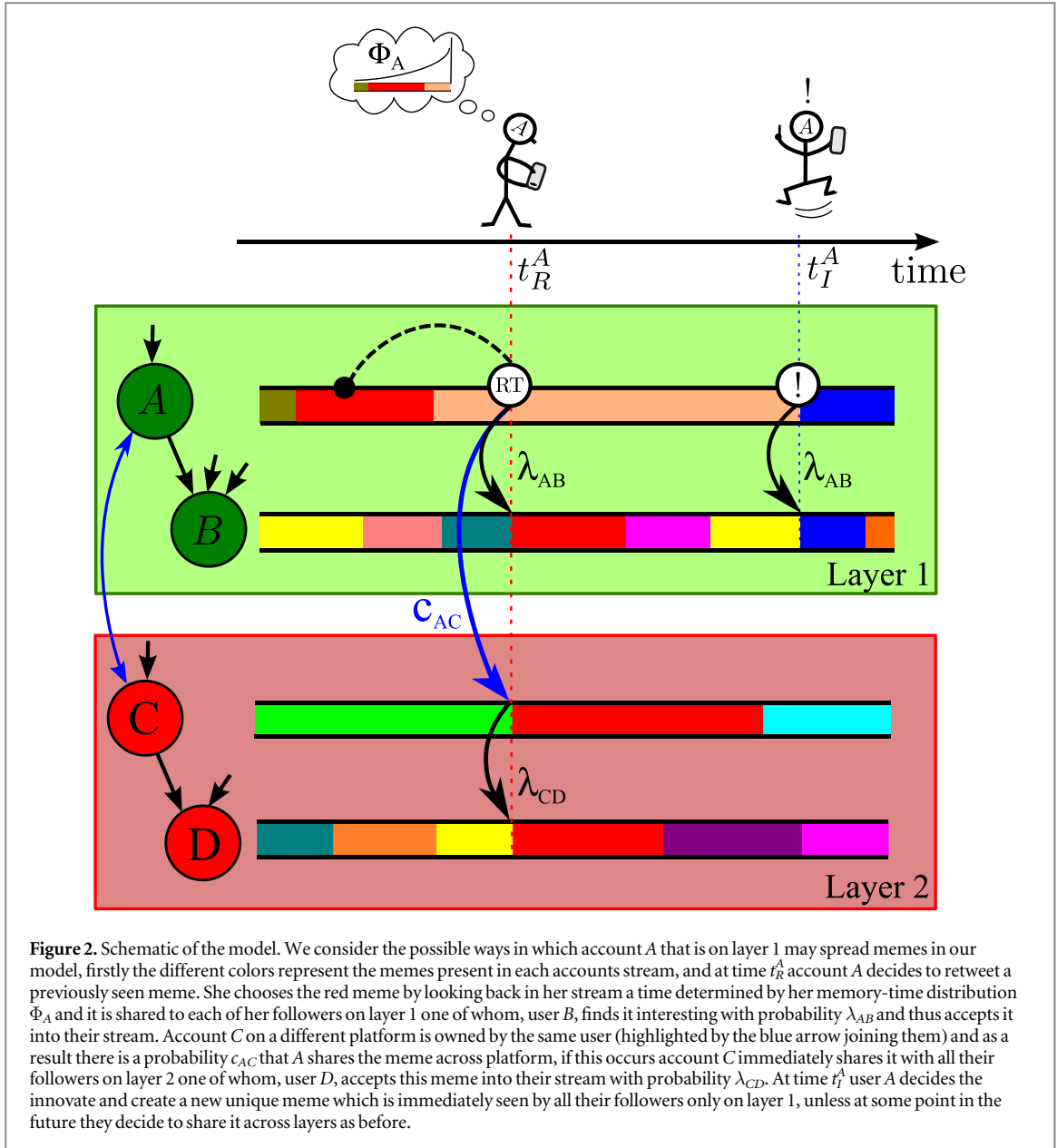
In all the following analysis we shall consider the spreading of a meme from the node i . Now, the likelihood of a given meme being retweeted by the account is dependent on how quickly other memes enter their stream as the more content an account receives, the less likely they are to retweet any one meme. We now consider the different ways in which a meme may be accepted into the stream of account i . Firstly, account i may innovate themselves (the new meme immediately appears in their stream), which occurs at a rate $\mu_i \beta_i$. Secondly, account i receives content from the individuals whom they follow on the same social media platform i.e. on the same layer α ; the rate at which such memes are received depends on the number of accounts followed, how active these individuals are and also how interesting account i finds their content, being given by $\sum_k \lambda_{ki} \beta_k$. Account i may also share content that they themselves have seen on another one of their social media platforms, this rate depends on the number of platforms the user is present on, how active they are on these platforms and also how likely they are to share from one medium to another, and is given by $\sum_k c_{ki} \beta_k$. Finally, the individuals whom they follow on their own layer α may also share content that they seen on another of their accounts which our user may or may not find interesting, this occurs with rate $\sum_k [\lambda_{ki} (\sum_l c_{lk} \beta_l)]$. New memes thus enter the stream of user i as a Poisson process with constant rate given by the sum of the rates described above:

$$r_i = \mu_i \beta_i + \sum_k \lambda_{ki} \beta_k + \sum_k c_{ki} \beta_k + \sum_k \left[\lambda_{ki} \left(\sum_l c_{lk} \beta_l \right) \right]. \quad (1)$$

Consequently, the time for which a single meme occupies the stream of account i is an exponentially distributed random variable with probability density

$$P_{\text{occ},i}(\ell) = r_i \exp(-r_i \ell). \quad (2)$$

Now, as in [9], we consider the size of retweet trees observed at a time Ω , which arise from the successful insertion of a meme at time τ into the stream of account i . The tree would be created by the retweeting by



account i at some time point between τ and Ω as a result of looking back in their stream to a time r when the meme was present, i.e. in the interval bounded by τ and $\min(\tau + \ell, \Omega)$. We now consider the small time interval dr and the size of trees that occur as a result of looking back into this interval from a time t . The probability of looking back in this way will be dependent on the individual traits of the user on account i , specifically their activity rate β_i , their innovation rate μ_i and also their memory distribution Φ_i . The probability that a tree is seeded at time dt by retweeting the meme that was present in the time interval dr is given (similar to equation (5) of [9]) by

$$P_{\text{seed},i} = (1 - \mu_i)\beta_i\Phi_i(t - r)dt dr. \quad (3)$$

We are now interested in determining how the relationship between two accounts affects the popularity of a meme which enters one of their streams. We define $G_{ij}(\tau, \Omega; x)$ to be the probability generating function (pgf) [19] for the excess popularity of a meme, which entered account i 's stream at time τ , as a result of their link to account j , observed at time Ω :

$$G_{ij}(\tau, \Omega; x) = \sum_{n=0}^{\infty} q_{ij,n}(\tau, \Omega)x^n, \quad (4)$$

where $q_{ij,n}(\tau, \Omega)$ is the probability that a meme which entered user i 's feed at time τ has received n retweets by time Ω as a result of the edge between nodes i and j . We note that this suggests a tree-based approximation of the network which is assumed in the model due to the independence of the branching processes [20].

Considering the distribution of excess tree sizes from a meme that has been seeded at time t we note that once a tree has been seeded it is immediately seen by the followers of account i on the same layer. An account j on this layer may find the content interesting with probability λ_{ij} and thus may retweet it in the future. If the account j belongs to the same user as account i , but on a different layer, the meme may be shared to this site with probability c_{ij} and is then instantaneously transmitted to all of their followers, each of whom may find it interesting with probability λ_{ji} . Thus the pgf for tree size at Ω is⁴

$$R_{ij}(t, \Omega; x) = x \left(1 - \lambda_{ij} + \lambda_{ij} \prod_k G_{jk}(t, \Omega; x) \right) \left\{ 1 - c_{ij} + c_{ij} \left[\prod_l \left(1 - \lambda_{jl} + \lambda_{jl} \prod_m G_{lm}(t, \Omega; x) \right) \right] \right\}. \quad (5)$$

To determine the total tree size that may result from the account i copying in the dr interval and sharing with the account j we must consider all times t at which we may copy from and thus the total tree size from sharing from account i to account j is distributed by

$$J_{ij}(r; x) = \prod_{t=r}^{\Omega} [1 - P_{\text{seed},i} + P_{\text{seed},i} R_{ij}(t, \Omega; x)], \quad (6)$$

which (as in equation (9) of [9]) may be approximated by

$$J_{ij}(r; x) \rightarrow \exp \left\{ -(1 - \mu_i) \beta_i \int_r^{\Omega} \Phi_i(t - r) [1 - R_{ij}(t, \Omega; x)] dt \right\} \quad \text{as } dt \rightarrow 0. \quad (7)$$

As this is the size of a tree resulting from looking back to the time dr , to determine the total tree size culminating from the meme being present in the stream of account i we must consider all times r from τ to $\min(\tau + \ell, \Omega)$, so that the total size pgf is given by

$$\begin{aligned} P_{\text{size},ij}(\ell) &= \prod_{r=\tau}^{\min(\tau+\ell, \Omega)} J_{ij}(r; x) \\ &\rightarrow \exp \left\{ -(1 - \mu_i) \beta_i \int_{\tau}^{\min(\tau+\ell, \Omega)} dr \int_r^{\Omega} \Phi_i(t - r) [1 - R_{ij}(t, \Omega; x)] dt \right\} \quad \text{as } dr \rightarrow 0. \end{aligned} \quad (8)$$

Considering these probabilities for all the possible occupation times ℓ of the meme in the stream, as given by equation (2), we integrate to obtain

$$\begin{aligned} G_{ij}(\tau, \Omega; x) &= \int_0^{\infty} P_{\text{occ},i}(\ell) P_{\text{size},ij}(\ell) d\ell \\ &= \int_0^{\infty} r_i \exp(-r_i \ell) \exp \left\{ -(1 - \mu_i) \beta_i \right. \\ &\quad \left. \times \int_{\tau}^{\min(\tau+\ell, \Omega)} dr \int_r^{\Omega} \Phi_i(t - r) [1 - R_{ij}(t, \Omega; x)] dt \right\} d\ell. \end{aligned} \quad (9)$$

Introducing the change of variables $a = \Omega - \tau$, $\tilde{r} = r - \tau$, $\tilde{t} = \Omega - t$, we obtain

$$\begin{aligned} G_{ij}(\Omega - a, \Omega; x) &= \int_0^{\infty} r_i \exp(-r_i \ell) \exp \left\{ -(1 - \mu_i) \beta_i \right. \\ &\quad \left. \times \int_0^{\min(\ell, a)} d\tilde{r} \int_0^{a-\tilde{r}} \Phi_i(a - \tilde{r} - \tilde{t}) [1 - R_{ij}(\Omega - \tilde{t}, \Omega; x)] d\tilde{t} \right\} d\ell. \end{aligned} \quad (10)$$

We note, as in [9], that the only appearance of Ω in the above is in the first two arguments of G , and as such the popularity of memes depends only on their age rather than the global time. Therefore we may define G_{ij} in terms of the age of the meme only, which allows us to write the closed equation

$$G_{ij}(a; x) = \int_0^{\infty} r_i \exp(-r_i \ell) \exp \left\{ -(1 - \mu_i) \beta_i \int_0^{\min(\ell, a)} d\tilde{r} \int_0^{a-\tilde{r}} \Phi_i(a - \tilde{r} - \tilde{t}) [1 - R_{ij}(\tilde{t}; x)] d\tilde{t} \right\} d\ell. \quad (11)$$

This equation determines the pgf of the distribution of excess popularities at age a as a result of the connection between user i and j ; we note that the pgfs describing both the entire excess distribution for a meme of age a that entered user i 's feed $G_i(a; x)$ and also the distribution for popularities of a meme which was created by account i via innovation $H_i(a; x)$, are easily calculated by following the corresponding derivations in [9]. For the analysis described in the remainder of this paper however equation (11) will be sufficient.

⁴ As the total excess tree size on any layer would be the sum of the tree sizes for those who found the content interesting, we multiply all their excess tree pgfs (since the pgf for the sum of random variables is given by the product of the pgfs corresponding to each variable).

3. Criticality of the branching process

The pgf described in equation (11) essentially describes an edge-specific quantity, namely the probability distribution of popularities based upon the link between account i and account j , and as such this model may be thought of as an age-dependent multi-type branching process [21]. Recall that in a classic single-type branching process the criticality of the system is determined by the ‘branching number’ ξ , which is the mean number of ‘children’ from each ‘parent’: the branching process is exactly critical if the value of ξ is 1, while it is subcritical if ξ is less than 1 and supercritical in the case where ξ exceeds 1.

In the theory of multi-type branching processes [21, 22] there is a similar measure of the system’s criticality, determined by the single reproductive number matrix, \mathbf{M} , with elements m_{ij} , which is the expected number of children of type j that a parent of type i produces. The long term behavior of such a process is then determined by the largest eigenvalue ρ of the matrix \mathbf{M} such that $\rho < 1$ describes a subcritical process and $\rho > 1$ implies the process is supercritical. Again, the branching process is exactly critical when ρ is 1.

As in section 4.1 of [9] we classify a meme that was accepted into account i ’s stream at time τ as a parent of type i , and the retweets of it that are accepted into the stream of account j at some time $t > \tau$ as the children of type j . The pgf for the number of children is derived in a similar manner to equation (11) but we replace R_{ij} with $(1 - \lambda_{ij} + \lambda_{ij}x)(1 - c_{ij} + c_{ij}x)$, as now we are only interested in the meme being accepted into the feed of account j and not what occurs thereafter; the resulting pgf is given by

$$K_{ij}(a; x) = \int_0^\infty r_i \exp(-r_i \ell) \exp \left\{ -(1 - \mu_i) \beta_i \int_0^{\min(\ell, a)} d\tilde{r} \int_0^{a-\tilde{r}} \Phi_i(a - \tilde{r} - \tilde{t}) \right. \\ \left. \times [1 - (1 - \lambda_{ij} + \lambda_{ij}x)(1 - c_{ij} + c_{ij}x)] d\tilde{t} \right\} d\ell, \quad (12)$$

The expected number of children is then found by differentiating K_{ij} with respect to x the above and evaluating at $x = 1$:

$$m_{ij} = \left. \frac{\partial K_{ij}}{\partial x} \right|_{x=1} \\ = \int_0^\infty r_i \exp(-r_i \ell) \exp \left\{ -(1 - \mu_i) \beta_i \int_0^{\min(\ell, a)} d\tilde{r} \int_0^{a-\tilde{r}} \Phi_i(a - \tilde{r} - \tilde{t}) (c_{ij} + \lambda_{ij}) d\tilde{t} \right\} d\ell, \quad (13)$$

now taking the large- a limit we obtain

$$m_{ij} \sim \frac{(c_{ij} + \lambda_{ij})(1 - \mu_i) \beta_i}{\mu_i \beta_i + \sum_k \lambda_{ki} \beta_k + \sum_k c_{ki} \beta_k + \sum_k \left[\lambda_{ki} \left(\sum_l c_{lk} \beta_l \right) \right]} \quad \text{as } a \rightarrow \infty. \quad (14)$$

3.1. Analysis of the mean matrix

To determine the criticality of this process we must evaluate the maximum eigenvalue of the matrix \mathbf{M} with elements given by equation (14). First we shall consider the case of a monoplex network with no innovation and determine the criticality of such a system, then we will include the (small) innovation probability and using a perturbative analysis we shall analyze the effect this has on the criticality of our process. Finally, we will discuss the multiplex case with both innovation and crossover probabilities, and we will show that the behavior of this system is purely dependent on the layer of the mean matrix which has the largest eigenvalue.

- *Case 1: Monoplex with $\mu_i = 0$*

In this case we are essentially using one of the layers represented by adjacency matrix A_α . As such there is no crossover probability, i.e. $c_{ij} = 0$, $\forall i, j$ and equation (14) reduces to

$$\bar{m}_{ij} = \frac{\lambda_{ij} \beta_i}{\sum_k \lambda_{ki} \beta_k}, \quad (15)$$

In the [appendix](#) we prove that that the largest eigenvalue $\bar{\rho}$ of such a matrix is equal to 1, this implies that in the case of a monoplex network where there is no innovation, the branching process is critical. We note that this is in agreement with the result found in [9] which showed that the degree-class version of the model described in section 2 also approached criticality in the limit as $\mu \rightarrow 0$. We also note that as the matrix $\bar{\mathbf{M}}$ is non-negative the Perron–Frobenius theorem [23] states that eigenvalue equal to the spectral radius of such a matrix has positive left and right eigenvectors u and v . This result will be important for our arguments in the following cases.

- *Case 2: Monoplex with $\mu_i \geq 0$*

Taking into consideration now the possibility of innovation on a single layer, i.e. $\mu_i \geq 0$ but $c_{ij} = 0, \forall i, j$, we note that equation (14) is then given by

$$\tilde{m}_{ij} = \frac{(1 - \mu_i)\lambda_{ij}\beta_i}{\mu_i\beta_i + \sum_k \lambda_{ki}\beta_k}. \quad (16)$$

If we now consider the innovation probabilities to be small⁵, i.e. $\mu_i = \epsilon\tilde{\mu}_i$ with $\tilde{\mu}_i$ being $\mathcal{O}(1)$ and $\epsilon \ll 1$, equation (16) may be expressed to $\mathcal{O}(\epsilon)$ as

$$\tilde{m}_{ij} = \frac{\lambda_{ij}\beta_i}{\sum_k \lambda_{ki}\beta_k} - \epsilon \frac{\tilde{\mu}_i \lambda_{ij}\beta_i (\beta_i + \sum_k \lambda_{ki}\beta_k)}{\left(\sum_k \lambda_{ki}\beta_k\right)^2}. \quad (17)$$

So we write the matrix $\tilde{\mathbf{M}} = \bar{\mathbf{M}} + \epsilon \Delta\bar{\mathbf{M}}$, and let $\bar{\rho} + \Delta\bar{\rho}$ be the largest eigenvalue of $\tilde{\mathbf{M}}$. The change in eigenvalue $\Delta\bar{\rho}$ can be estimated when $\epsilon \ll 1$ via a first order approximation as [24]

$$\Delta\bar{\rho} = \epsilon \bar{\rho}' \Big|_{\bar{\mathbf{M}}} = \frac{u^T \epsilon \Delta\bar{\mathbf{M}} v}{u^T v}, \quad (18)$$

where $\bar{\rho}' \Big|_{\bar{\mathbf{M}}}$ represents the derivative of $\bar{\rho} + \Delta\bar{\rho}$ evaluated at $\epsilon = 0$. Noting that $\Delta\bar{\mathbf{M}}$ is the matrix with all-negative elements $-\frac{\tilde{\mu}_i \lambda_{ij}\beta_i (\beta_i + \sum_k \lambda_{ki}\beta_k)}{(\sum_k \lambda_{ki}\beta_k)^2}$ in equation (18), and that u and v are positive eigenvectors, we see that $\Delta\bar{\rho}$ as given in equation (18) is necessarily negative. Thus the largest eigenvalue decreases from 1 when there is a non-zero possibility of innovation, which implies that the branching process becomes subcritical in the case where an individual may innovate. The change in eigenvectors associated with the largest eigenvalue as a result of the perturbation may also be calculated to give

$$\Delta v \approx \epsilon (\Delta\bar{\mathbf{M}}) v, \quad \Delta u \approx \epsilon (\Delta\bar{\mathbf{M}})^T u. \quad (19)$$

- *Case 3: Multiplex with $\mu_i, c_{ij} \geq 0$*

Considering now the entire model over a multiplex with non-zero innovation and crossover probabilities, equation (14) may be expressed as

$$m_{ij} = \frac{(1 - \mu_i)\lambda_{ij}\beta_i}{\mu_i\beta_i + \sum_k \lambda_{ki}\beta_k} + \frac{c_{ij} \left[\beta_i (1 - \mu_i) (\mu_i\beta_i + \sum_k \lambda_{ki}\beta_k) \right] - \lambda_{ij} \left[\beta_i (1 - \mu_i) (\sum_k \{c_{ki}\beta_k + \lambda_{ki}\sum_l c_{lk}\beta_l\}) \right]}{(\mu_i\beta_i + \sum_k \lambda_{ki}\beta_k) (\mu_i\beta_i + \sum_k \lambda_{ki}\beta_k + \sum_k \{c_{ki}\beta_k + \lambda_{ki}\sum_l c_{lk}\beta_l\})}. \quad (20)$$

We immediately note that the first term in the above is the matrix described by equation (16), which we have shown has maximum eigenvalue less than one. Now let us consider how the second term on the right-hand-side of equation (20) affects the structure of the matrix \mathbf{M} . Again we assume the crossover probabilities to be small such that $c_{ij} = \epsilon\tilde{c}_{ij}$ with \tilde{c}_{ij} being $\mathcal{O}(1)$ and $\epsilon \ll 1$. The elements with non-zero λ_{ij} are on the diagonal blocks of the matrix such that each block, $\tilde{\mathbf{M}}_\alpha$, represents a layer α of the multiplex. Now as ϵ is increased from zero the largest eigenvalue for each of these blocks will also decrease from 1, which can be seen by using a similar argument as in the case of a monoplex with innovation but where the matrix is perturbed (to first order) by

$$-\epsilon \frac{\lambda_{ij} \sum_k \{ \tilde{c}_{ki}\beta_k + \lambda_{ki} \sum_l \tilde{c}_{lk}\beta_l \}}{(\sum_k \lambda_{ki}\beta_k)^2}. \quad (21)$$

If this matrix only consisted of these diagonal blocks such that $\mathbf{M} = \oplus_\alpha \tilde{\mathbf{M}}_\alpha$, the matrix would have the same set of eigenvalues as $\{\tilde{\mathbf{M}}_\alpha\}$ and we could guarantee that the system is subcritical. However we also have the components in equation (20) which are grouped with the c_{ij} terms and these are all off-diagonal entries which may modify the maximum eigenvalue of the matrix. Letting $\rho = \rho_\alpha + \epsilon \Delta\rho$ where ρ_α is the largest eigenvalue of $\oplus_\alpha \tilde{\mathbf{M}}_\alpha$ and considering $\mathbf{M} = \oplus_\alpha \tilde{\mathbf{M}}_\alpha + \epsilon \Delta\tilde{\mathbf{M}}$, where $\Delta\tilde{\mathbf{M}}$ is the matrix with elements (to first order) given by $\frac{\tilde{c}_{ij}\beta_i}{\sum_k \lambda_{ki}\beta_k}$, we can determine the criticality of this system using ρ_α . Again the change in the maximum eigenvalue (and its associated left and right eigenvectors) can be approximated to first order as

$$\Delta\rho = \frac{u^T \Delta\tilde{\mathbf{M}} v}{u^T v}, \quad \Delta v = \frac{\Delta\tilde{\mathbf{M}} v}{\rho_\alpha}, \quad \Delta u = \frac{(\Delta\tilde{\mathbf{M}})^T u}{\rho_\alpha}, \quad (22)$$

⁵ We note that this assumption is motivated by empirical data in [9], where the innovation probability for hashtags was estimated as $\mu = 0.055$.

where $v(u)$ is the right (left) eigenvector associated with ρ_α . Similarly to the approach of [13] we consider here the case of two layers ($\alpha = 1, 2$), but the argument may be easily generalized to an arbitrary number of layers. The two scenarios we must consider are $\rho_1 \gg \rho_2$ ($\rho_2 \gg \rho_1$ follows the same line of reasoning) and $\rho_1 \simeq \rho_2$.

When $\rho_1 \gg \rho_2$, layer one has the dominant eigenvalue with associated eigenvectors

$$v = \begin{pmatrix} v_{(1)} \\ 0 \end{pmatrix}, \quad u = \begin{pmatrix} u_{(1)} \\ 0 \end{pmatrix}, \quad (23)$$

and therefore the change in maximum eigenvalue given by equation (22) is $\Delta\rho = 0$. This implies that the criticality of the branching process is determined by the layer of the multiplex which is itself most near to criticality. In this sense the existence of a dominant layer guarantees that the system is subcritical.

In the case where $\rho_1 = \rho_2$ the eigenvectors related to the maximum eigenvalue of the matrix are given by

$$v = \begin{pmatrix} v_{(1)} \\ v_{(2)} \end{pmatrix}, \quad u = \begin{pmatrix} u_{(1)} \\ u_{(2)} \end{pmatrix}, \quad (24)$$

and therefore the change in eigenvalue is given by

$$\Delta\rho = \frac{u_{(2)}\Delta\tilde{\mathbf{M}}_{12}v_{(1)} + u_{(1)}\Delta\tilde{\mathbf{M}}_{21}v_{(2)}}{u_{(1)}^T v_{(1)} + u_{(2)}^T v_{(2)}}, \quad (25)$$

where $\Delta\tilde{\mathbf{M}}_{ab}$ describes the block in matrix $\Delta\tilde{\mathbf{M}}$ which represents coupling from layer a to b . We cannot make any definitive statement about the eigenvalue in this case, and so we resort to numerical simulations.

3.2. Numerical simulation

We now consider numerical simulations to validate the results obtained in section 3.1, in these simulations we examine a multiplex composed of two layers ($M = 2$), each with $N = 10^5$ nodes obtained via a directed configuration-model with out-degree distribution given by p_k . To keep analysis as simple as possible we consider the zero-memory case introduced in [5] such that if an account decides to retweet they always choose the meme that is currently in their feed [$\Phi_i(t_m) = \delta(t_m)$] as well as homogeneous parameters among users such that $\mu_i = \mu$, $c_{ij} = c$, $\beta_i = \beta$, and $\lambda_{ij} = \lambda$, $\forall i, j$. Time units are also chosen in the simulations such that on average each user becomes active once per model time unit, i.e. $\beta = 1$. Finally, we also assume that each user has an account on both platforms, such that the coupling matrix C consists only of identity matrices in both the off-diagonal blocks.

To validate the results of section 3.1 we consider two multiplexes, the first of which consists of layers where every account has exactly k followers; $k = 10$ on the first layer and $k = 2$ on the second, which results in one of the layers having a dominant eigenvalue. The second multiplex consists of distinct networks on each layer both with $k = 4$, this ensures that the largest eigenvalues of each layer's mean matrix are very similar. To determine the effect of the crossover probability we perform simulations with $\mu = 0.05$ and $c = \{0, 0.1, 0.8\}$. The resulting CCDF of meme popularities at age 10 when the two layers have different out-degree distributions are shown in figure 3(a) and when the layers have the same out-degree distribution in figure 3(b), we immediately note that increased crossover probability results in larger cascades of retweet popularity which is justified by the fact that there are now more users who may retweet a meme when it appears on multiple platforms.

The numerical spectral analysis of this system for both multiplexes is also considered in table 1, which shows the largest eigenvalue of the whole system (ρ) in addition to each layer (ρ_1, ρ_2), for the crossover probabilities shown in figures 3(a) and (b) as well as $c = \{10^{-4}, 10^{-3}\}$. The results from our perturbative analysis of the mean matrix in section 3.1 may now also be considered; equation (21) suggests that with larger c values, the maximum eigenvalue of each layer would decrease, which is which is consistent with the results in table 1. Secondly we note that in the case where there exists a dominant layer ($\rho_1 \gg \rho_2$), the spectral radius of the system's mean matrix is approximately equal to that of the dominant layer, particularly for smaller c values, and in all cases the presence of intra-layer links moves the system closer to its critical point. The case where the mean matrices of both layers have similar leading eigenvalues ($\rho_1 \approx \rho_2$) may also be analyzed. In this case, for the smallest c values ($0, 10^{-4}$), the largest eigenvalue of the system is approximately equal to that of the dominant layer, however the perturbative effect noted by equation (25) soon becomes apparent as the crossover probability increases, such that even for c values as small as 10^{-3} the largest eigenvalue of the system is noticeably different from that of the dominant layer and in fact for crossover probabilities of much larger magnitude (0.8) it appears that the system is much closer to its critical point than either of the layers individually.

Finally, we comment on the fact that in all examples described here the system is subcritical and we hypothesize that this system is in fact subcritical for all valid parameter values (while approaching criticality as the innovation probabilities tend toward zero). We hope that this result will encourage further research into the criticality of this system with the aim of validating this hypothesis.

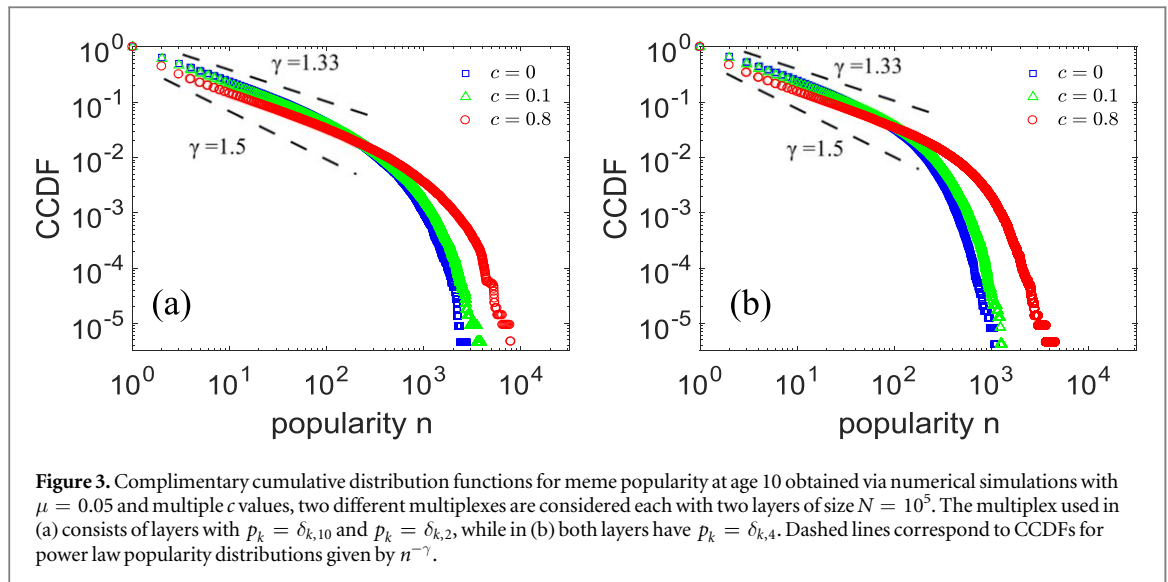


Figure 3. Complimentary cumulative distribution functions for meme popularity at age 10 obtained via numerical simulations with $\mu = 0.05$ and multiple c values, two different multiplexes are considered each with two layers of size $N = 10^5$. The multiplex used in (a) consists of layers with $p_k = \delta_{k,10}$ and $p_k = \delta_{k,2}$, while in (b) both layers have $p_k = \delta_{k,4}$. Dashed lines correspond to CCDFs for power law popularity distributions given by $n^{-\gamma}$.

Table 1. Leading eigenvalues, ρ , of the system's mean matrix, for the two multiplexes described in section 3.2, where each layer has out-degree distribution given by p_k . Various crossover probabilities, c , are considered and in all cases $\mu = 0.05$. Also shown is the leading eigenvalue of each individual layer's mean matrix (ρ_1, ρ_2). We consider the case where there exists a dominant layer ($\rho_1 \gg \rho_2$) and also the contrary ($\rho_1 \approx \rho_2$).

p_k	$\rho_1 \gg \rho_2$			$\rho_1 \approx \rho_2$		
	ρ	$\delta_{k,10}$ ρ_1	$\delta_{k,2}$ ρ_2	ρ	$\delta_{k,4}$ ρ_1	$\delta_{k,4}$ ρ_2
0	0.9889	0.9889	0.8508	0.9178	0.9178	0.9174
10^{-4}	0.9887	0.9887	0.8506	0.9177	0.9177	0.9173
10^{-3}	0.9878	0.9878	0.8459	0.9171	0.9166	0.9162
10^{-1}	0.9000	0.8899	0.7361	0.8496	0.8122	0.8118
0.8	0.5915	0.5236	0.3813	0.8941	0.4516	0.4514

4. Discussion

In this paper we have extended the model for meme spreading that was introduced in [7, 9]. Instead of assuming that all nodes in each degree-class of the network behave the same, we here consider a specific network, defined by its adjacency matrix. In addition, we allow for each individual user i to have his/her own parameter values, such as tweeting activity rate β_i . Moreover, we generalize beyond the monoplex (single-platform) case considered in [7, 9] to model the effects of users having accounts on multiple social media and potentially sharing information across platforms.

By developing an analytical approximation in terms of a multi-type branching process, we derive the equations (5) and (11) for the probability generating functions of meme popularity. Although the complexity of these equations renders them intractable for large networks, we can nevertheless investigate the criticality of the branching process by spectral analysis of the mean matrix (equation (14)). We have two main results. First, we show that the criticality of the dynamical system for monoplex networks, as found in [7, 9] for the vanishing-innovation limit, is robust, meaning that the multi-type branching process for a specific network (and with user-specific parameters) is also critical in the limit of zero innovation. Secondly, when we consider a multiplex network to model cross-platform transmission of information we show that the criticality of the system can be reduced to the spectral analysis of the mean matrix (equation (14)). In the case where the innovation probability is small, we show that if one layer of the multiplex has a dominant eigenvalue then the criticality of the multi-type branching process is determined by the layer of the multiplex that is closest to criticality. In the case where two layers have similar eigenvalues the analysis is more difficult, but numerical experiments suggest that the system is subcritical for all parameter values. We have also shown detailed numerical simulations of this model which results in heavy-tailed popularity distributions for a number of parameter values, and suggests that the potential for crossover between platforms results in larger cascades of meme popularity than on single-layer networks. Direct calculations of the spectral radius of the mean matrix in these simulations were also performed and

further validated our results regarding the dependence of the system's criticality upon the existence (or not) of a dominant layer.

In conclusion, we believe that the generalization of the results of [7, 9] beyond random networks to demonstrate the possibility of near-critical dynamics in specific and multiplex networks is potentially important to the understanding of information spreading in real-world scenarios. Our main approximation is the assumption of branching-process dynamics within the model, but such approximations have been found to be quite accurate in similar dynamical systems on networks [20, 25]. We hope that the proof of possible near-critical dynamics in this simple model of human behavior will inspire further theoretical and empirical work on information spreading in multiplex networks.

Acknowledgments

This work was supported by Science Foundation Ireland grant numbers 16/IA/4470, 16/RC/3918 (J.D.O'B and J.P.G), and 15/IA/3074 (I.K.D).

Appendix. Proof of criticality of $\bar{\mathbf{M}}$

Theorem. *The largest eigenvalue of the matrix $\bar{\mathbf{M}} = [\bar{m}_{ij}]_{1 \leq i, j \leq N}$, with elements*

$$\bar{m}_{ij} = \frac{\beta_i \lambda_{ij}}{\sum_{k=1}^N \lambda_{ki} \beta_k}, \quad i, j = 1, 2, \dots, N,$$

is 1.

Proof. If $z \in \mathbb{C}$ is eigenvalue of $\bar{\mathbf{M}}$, and $u = [u_1 \ u_2 \ \dots \ u_N]^T$ is the corresponding eigenvector we have:

$$(zI - \bar{\mathbf{M}})u = 0_{N,1}. \quad (26)$$

Defining the quantities c_i by

$$c_i = \sum_{k=1}^N \lambda_{ki} \beta_k, \quad \forall i = 1, 2, \dots, N, \quad (27)$$

we can write equation (26) as

$$\begin{bmatrix} \frac{\beta_1 \lambda_{11}}{c_1} - z & \frac{\beta_1 \lambda_{12}}{c_1} & \dots & \frac{\beta_1 \lambda_{1N}}{c_1} \\ \frac{\beta_2 \lambda_{21}}{c_2} & \frac{\beta_2 \lambda_{22}}{c_2} - z & \dots & \frac{\beta_2 \lambda_{2N}}{c_2} \\ \vdots & \vdots & \ddots & \vdots \\ \frac{\beta_N \lambda_{N1}}{c_N} & \frac{\beta_N \lambda_{N2}}{c_N} & \dots & \frac{\beta_N \lambda_{NN}}{c_N} - z \end{bmatrix} \begin{bmatrix} u_1 \\ u_2 \\ \vdots \\ u_N \end{bmatrix} = \begin{bmatrix} 0 \\ 0 \\ \vdots \\ 0 \end{bmatrix},$$

or, equivalently,

$$\begin{bmatrix} \beta_1 \lambda_{11} - z c_1 & \beta_1 \lambda_{12} & \dots & \beta_1 \lambda_{1N} \\ \beta_2 \lambda_{21} & \beta_2 \lambda_{22} - z c_2 & \dots & \beta_2 \lambda_{2N} \\ \vdots & \vdots & \ddots & \vdots \\ \beta_N \lambda_{N1} & \beta_N \lambda_{N2} & \dots & \beta_N \lambda_{NN} - z c_N \end{bmatrix} \begin{bmatrix} \hat{u}_1 \\ \hat{u}_2 \\ \vdots \\ \hat{u}_N \end{bmatrix} = \begin{bmatrix} 0 \\ 0 \\ \vdots \\ 0 \end{bmatrix},$$

where

$$\hat{u} = \begin{bmatrix} \hat{u}_1 \\ \hat{u}_2 \\ \vdots \\ \hat{u}_N \end{bmatrix} = \text{diag} \left\{ \frac{1}{c_i} \right\}_{1 \leq i \leq N} \begin{bmatrix} u_1 \\ u_2 \\ \vdots \\ u_N \end{bmatrix}.$$

Defining B as the matrix

$$B(z) = \begin{bmatrix} \beta_1 \lambda_{11} - z c_1 & \beta_1 \lambda_{12} & \dots & \beta_1 \lambda_{1N} \\ \beta_2 \lambda_{21} & \beta_2 \lambda_{22} - z c_2 & \dots & \beta_2 \lambda_{2N} \\ \vdots & \vdots & \ddots & \vdots \\ \beta_N \lambda_{N1} & \beta_N \lambda_{N2} & \dots & \beta_N \lambda_{NN} - z c_N \end{bmatrix},$$

we now suppose that an eigenvalue with $|z| > 1$ exists, and we will show that we arrive at a contradiction. Considering column j of the matrix B , we observe that since $|z|$ is assumed to be greater than 1,

$$\begin{aligned}
\sum_{i \neq j}^N \beta_i \lambda_{ij} &< |z| \sum_{i \neq j}^N \beta_i \lambda_{ij} < |z| \sum_{i \neq j}^N \beta_i \lambda_{ij} + (|z| - 1) \beta_j \lambda_{jj}, \\
&\Leftrightarrow \sum_{i \neq j}^N \beta_i \lambda_{ij} < |z| \sum_{i=1}^N \beta_i \lambda_{ij} - \beta_j \lambda_{jj} \\
&\Leftrightarrow \sum_{i \neq j}^N \beta_i \lambda_{ij} < |z| c_j - \beta_j \lambda_{jj}.
\end{aligned}$$

Since all the $\beta_j, c_j, \lambda_{ij}$ are non-negative we have

$$\sum_{i \neq j}^N \beta_i \lambda_{ij} < |z c_j| - |\beta_j \lambda_{jj}| \leq |z c_j - \beta_j \lambda_{jj}|.$$

This implies that the matrix $\bar{\mathbf{M}}(z)$ is strictly diagonally dominant, i.e. $\bar{\mathbf{M}}(z)$ is non-singular (this can be proved by using the Gershgorin circle theorem, see [26]). However, if $\bar{\mathbf{M}}(z)$ is non-singular then \hat{u} , and consequently u , will be equal to $0_{N,1}$, contradicting the fact that u is an eigenvector of z . Thus, based on assuming $|z| > 1$ we have derived a contradiction and so we conclude that there do not exist eigenvalues with $|z| > 1$.

For $z = 1$ the matrix $\bar{\mathbf{M}}(z)$ takes the form

$$\bar{\mathbf{M}}(1) = \begin{bmatrix} \beta_1 \lambda_{11} - c_1 & \beta_1 \lambda_{12} & \dots & \beta_1 \lambda_{1N} \\ \beta_2 \lambda_{21} & \beta_2 \lambda_{22} - c_2 & \dots & \beta_2 \lambda_{2N} \\ \vdots & \vdots & \ddots & \vdots \\ \beta_N \lambda_{N1} & \beta_N \lambda_{N2} & \dots & \beta_N \lambda_{NN} - c_N \end{bmatrix}.$$

It is easy to observe that each column of $\bar{\mathbf{M}}(1)$ sums to zero, i.e. $\bar{\mathbf{M}}(1)$ is singular, and $z = 1$ is an eigenvalue of $\bar{\mathbf{M}}$. This completes the proof.

ORCID iDs

Joseph D O'Brien  <https://orcid.org/0000-0002-9516-0175>

Ioannis K Dassios  <https://orcid.org/0000-0002-6871-5219>

James P Gleeson  <https://orcid.org/0000-0003-3410-2817>

References

- [1] Bakshy E, Hofman J M, Mason W A and Watts D J 2011 Everyone's an influencer: quantifying influence on twitter *Proc. 4th ACM Int. Conf. on Web Search and Data Mining (ACM)* pp 65–74
- [2] Lerman K, Ghosh R and Surachawala T 2012 Social contagion: an empirical study of information spread on digg and twitter follower graphs arXiv:1202.3162
- [3] Weng L, Flammini A, Vespignani A and Menczer F 2012 Competition among memes in a world with limited attention *Sci. Rep.* **2** 335
- [4] Cheng J, Adamic L, Dow P A, Kleinberg J M and Leskovec J 2014 Can cascades be predicted? *Proc. 23rd Int. Conf. on World Wide Web (ACM)* pp 925–36
- [5] Gleeson J P, Cellai D, Onnela J-P, Porter M A and Reed-Tsochas F 2014 A simple generative model of collective online behavior *Proc. Natl Acad. Sci.* **111** 10411–5
- [6] Weng L, Menczer F and Ahn Y-Y 2013 Virality prediction and community structure in social networks *Sci. Rep.* **3** 2522
- [7] Gleeson J P, Ward J A, O'Sullivan K P and Lee W T 2014 Competition-induced criticality in a model of meme popularity *Phys. Rev. Lett.* **112** 048701
- [8] Notarmuzi D and Castellano C 2018 Analytical study of quality-biased competition dynamics for memes in social media *Europhys. Lett.* **122** 28002
- [9] Gleeson J P, O'Sullivan K P, Baños R A and Moreno Y 2016 Effects of network structure, competition and memory time on social spreading phenomena *Phys. Rev. X* **6** 021019
- [10] Jo H-H, Perotti J I, Kaski K and Kertész J 2014 Analytically solvable model of spreading dynamics with non-Poissonian processes *Phys. Rev. X* **4** 011041
- [11] Iribarren J L and Moro E 2011 Branching dynamics of viral information spreading *Phys. Rev. E* **84** 046116
- [12] Kivela M, Arenas A, Barthelemy M, Gleeson J P, Moreno Y and Porter M A 2014 Multilayer networks *J. Complex Netw.* **2** 203–71
- [13] Cozzo E, Banos R A, Meloni S and Moreno Y 2013 Contact-based social contagion in multiplex networks *Phys. Rev. E* **88** 050801
- [14] Amato R, Kouvaris N E, Miguel M S and Diaz-Guilera A 2017 Opinion competition dynamics on multiplex networks *New J. Phys.* **19** 123019
- [15] Nicosia V, Skardal P S, Arenas A and Latora V 2017 Collective phenomena emerging from the interactions between dynamical processes in multiplex networks *Phys. Rev. Lett.* **118** 138302
- [16] Vaiana M and Muldoon S F 2018 Multilayer brain networks *J. Nonlinear Sci.* **1**–23
- [17] Musmeci N, Nicosia V, Aste T, Di Matteo T and Latora V 2017 The multiplex dependency structure of financial markets *Complexity* **2017** 9586064
- [18] Chaffey D 2016 Global social media research summary 2016 *Smart Insights: Soc. Media Mark.*
- [19] Wilf H S 2005 *Generatingfunctionology* (New York: Elsevier)
- [20] Melnik S, Hackett A, Porter M A, Mucha P J and Gleeson J P 2011 The unreasonable effectiveness of tree-based theory for networks with clustering *Phys. Rev. E* **83** 036112

- [21] Athreya K B and Ney P E 2004 *Branching Processes* vol 196 (New York: Springer)
- [22] Harris T E 2002 *The Theory of Branching Processes* (North Chelmsford, MA: Courier Corporation)
- [23] Lancaster P and Tismenetsky M 1985 *The Theory of Matrices: With Applications* (Amsterdam: Elsevier)
- [24] Milanese A, Sun J and Nishikawa T 2010 Approximating spectral impact of structural perturbations in large networks *Phys. Rev. E* **81** [046112](#)
- [25] Gleeson J P and Durrett R 2017 Temporal profiles of avalanches on networks *Nat. Commun.* **8** [1227](#)
- [26] Golub G H and Van Loan C F 2012 *Matrix Computations* vol 3 (Baltimore, MD: JHU Press)