



<b>Title</b>	A review of recent laboratory research and commercial developments in fast pyrolysis and upgrading
<b>Authors(s)</b>	Butler, Eoin, Devlin, Ger, Meier, Dietrich, McDonnell, Kevin
<b>Publication date</b>	2011-10
<b>Publication information</b>	Butler, Eoin, Ger Devlin, Dietrich Meier, and Kevin McDonnell. "A Review of Recent Laboratory Research and Commercial Developments in Fast Pyrolysis and Upgrading." Elsevier, October 2011. <a href="https://doi.org/10.1016/j.rser.2011.07.035">https://doi.org/10.1016/j.rser.2011.07.035</a> .
<b>Publisher</b>	Elsevier
<b>Item record/more information</b>	<a href="http://hdl.handle.net/10197/5976">http://hdl.handle.net/10197/5976</a>
<b>Publisher's statement</b>	This is the author's version of a work that was accepted for publication in Renewable and Sustainable Energy Reviews. Changes resulting from the publishing process, such as peer review, editing, corrections, structural formatting, and other quality control mechanisms may not be reflected in this document. Changes may have been made to this work since it was submitted for publication. A definitive version was subsequently published in Renewable and Sustainable Energy Reviews (VOL 15, ISSUE 8, (2011)) DOI: 10.1016/j.rser.2011.07.035
<b>Publisher's version (DOI)</b>	10.1016/j.rser.2011.07.035

Downloaded 2026-05-02 01:12:58

The UCD community has made this article openly available. Please share how this access benefits you. Your story matters! (@ucd\_oa)



© Some rights reserved. For more information

# A Review of Recent Laboratory Research and Commercial Developments in Fast Pyrolysis and Upgrading

Eoin Butler<sup>1a</sup>, Ger Devlin<sup>a</sup>, Kevin McDonnell<sup>a</sup>

<sup>a</sup>Charles Parsons Energy Research Programme, Bioresources Research Centre, School of Agriculture, Food Science and Veterinary Medicine, University College Dublin, Belfield, Dublin 4, Ireland.

## ABSTRACT

Robust alternative technology choices are required in the paradigm shift from the current crude oil-reliant transport fuel platform to a sustainable, more flexible transport infrastructure. In this vein, fast pyrolysis of biomass and upgrading of the product is deemed to have potential as a technology solution. The objective of this review is to provide an update on recent laboratory research and commercial developments in fast pyrolysis and upgrading techniques. Fast pyrolysis is a relatively mature technology and is on the verge of commercialisation. While upgrading of bio-oils is currently confined to laboratory and pilot scale, an increased understanding of upgrading processes has been achieved in recent times.

## Keywords

pyrolysis, biomass, biofuel, upgrading, bio-oil, conversion

## Contents

---

1.	Introduction.....	2
2.	Concepts for Liquid Transport Fuel Production via Pyrolysis .....	3
3.	Biomass Fast Pyrolysis.....	4
3.1.	Commercialisation of Fast Pyrolysis Technology .....	4
3.1.1.	Bubbling Fluidised Bed Technology.....	4
3.1.2.	Circulating Fluidised Bed Conversion Technology .....	5
3.1.3.	Rotary Cone Conversion Technology .....	6
3.1.4.	Auger Conversion Technology .....	6
3.1.5.	Ablative Conversion Technology.....	6
3.1.6.	Comments on Fast Pyrolysis Technology .....	6
3.2.	Review of Recent Fast Pyrolysis Laboratory Research .....	7
3.2.1.	Feedstocks for Fast Pyrolysis.....	7
3.2.2.	The Influence of Ash on Pyrolysis .....	7
3.2.3.	The Fate of Lignocellulosic Components in Pyrolysis.....	8
3.2.4.	Recent research in Laboratory Fluidised Bed Pyrolysis.....	8
4.	Upgrading of Pyrolysis Vapours/Bio-oils .....	9
4.1.	Catalytic Cracking of Biomass/Bio-oils.....	9
4.1.1.	Recent Catalytic Pyrolysis Research .....	9
4.1.2.	Commercial Developments in Catalytic Cracking of Biomass .....	10

---

<sup>1</sup>Corresponding author. Tel: +353 1 716 7458; Fax: +353 1 716 7415;  
E-mail: [eoin.butler@ucd.ie](mailto:eoin.butler@ucd.ie).

4.1.3.	Comments on Catalytic Upgrading .....	10
4.2.	Upgrading Techniques Involving Hydrogen .....	11
4.2.1.	Recent Laboratory Research in Hydroprocessing .....	11
4.2.2.	Fast Hydropyrolysis.....	13
4.3.	Integrated Upgrading Approaches and Co-processing .....	13
4.3.1.	UOP/PNNL/NREL .....	13
4.3.2.	Amherst-Massachusetts, USA .....	14
4.3.3.	CPERI, Greece .....	14
4.3.4.	The Biocoup Project, Europe.....	14
4.3.5.	Comments on Integrated Co-Processing .....	15
4.4.	Developments in Upgrading Bio-oil by Steam Reforming .....	15
4.5.	Developments in Upgrading Bio-oil by Gasification and Synthesis .....	15
4.6.	Mild Stabilisation Techniques for Bio-oil.....	16
4.6.1.	Developments in Bio-oil Filtration.....	16
5.	Application of Oils/Upgraded Oils as Transport Fuels .....	17
5.1.	Developments in Blending Bio-oil with Other Fuels .....	17
5.2.	Developments in Combustion of Bio-oils and Upgraded Bio-oils .....	18
6.	Conclusions.....	18
	Acknowledgements .....	19
	References.....	19

## 1. Introduction

Concerns over global warming and finite fossil fuel reserves have led to the realisation that a more environmentally friendly, flexible transport infrastructure is required, that draws on multiple technologies. While solutions with efficiencies that surpass the current combustion engine are likely to be developed, this will take time, and furthermore current consumer preferences favour liquid alkane fuels [1]. It is also likely that liquid fuels will continue to dominate the market for heavy vehicles (ships, aeroplanes, trucks) into the future [2]. Biofuels are seen as a possible solution. Global production of biofuels has increased rapidly to 83 billion litres in 2008, but still retains a small share of the transport fuel market [3]. Some first generation biofuels have encountered significant criticisms over their ability to achieve meaningful substitution, climate change mitigation and economic growth. While more advanced second generation technologies do not completely overcome these problems, they are none-the-less expected to become at least a part of the solution in the shift from fossil resources in the short to medium term [4, 5]. It is expected that second generation biofuels will be produced under commercially viable conditions between 2015 and 2020 [5]. Such technologies can be classified as biochemical or thermochemical. While there are no significant advantages of one group of technologies over the other, an added benefit of thermochemical approaches is the ability to yield longer chain hydrocarbons suitable for aviation, marine, or heavy road freight applications [2]. It has been suggested that biochemical and thermochemical technologies could be employed synergistically in integrated biorefineries with the added benefit of increased flexibility and efficiency [6]. Biomass fast pyrolysis is a component of thermochemical conversion technologies and has a more recent history of development (1980s) than gasification [7]. Thermal decomposition of biomass feedstocks at high heating rates in inert atmospheres yields char, liquid, and gas. While the yield structure is highly dependent on the feedstock and the process conditions employed, liquid (termed 'bio-oil') yields of up to 70 -75 wt% from wood can be achieved [8]. One of the main advantages of fast pyrolysis lies in the fact that it is an effective method for densification of voluminous biomass for decentralised

densification/centralised conversion platform models [5]. As a biorefinery feedstock bio-oil is very versatile and can be put to other uses apart from the production of biofuels. While bio-oil possesses undesirable fuel properties, it can, be directly applied as a fuel for modified stationary engines. It is widely accepted that the quality of bio-oil from thermal fast pyrolysis can not be considered a realistic candidate for large scale liquid transport fuel substitution unless it is upgraded. Furthermore, if traditional petroleum fuels like diesel and petrol are considered to be model liquid fuels, biomass needs to undergo fundamental chemical changes before it is acceptable, since it contains significant portions of oxygen. Fast pyrolysis is a relatively technically mature process. Upgrading technologies are in the early stages of demonstration, and it is likely to be some time before they are deployed on a commercial scale.

The objective of this review is to present recent (2006 onwards) laboratory research and commercial developments in fast biomass pyrolysis and upgrading. It is beyond the scope of this review to cover theory behind processing operations and earlier research. For this, readers are referred to previous review publications e.g. fast pyrolysis [7-22], hydroprocessing [23-25], heterogeneous catalysts [1, 26], applications of bio-oil [27, 28].

## **2. Concepts for Liquid Transport Fuel Production via Pyrolysis**

Numerous discussions can be found in literature about the potential of substituting crude-oil feedstocks with biomass feedstocks [29-34]. One of the main problems associated with the use of biomass as a liquid fuel source is their delocalised distribution and poor energy density. This is exacerbated by the large scales of production on which biomass-to-liquid will need to be produced to produce an economically viable fuel [35]. One proposed solution is decentralised densification of biomass to bio-oil (and possibly stabilisation) followed by centralised upgrading. This model is being pursued by several pyrolysis companies. Centralised upgrading facilities might include existing crude oil refineries or dedicated ‘biorefineries’.

Upgrading technology at centralised facilities might include gasification and synthesis, fluid catalytic cracking, hydroprocessing (hydrocracking and hydrotreatment), steam reforming etc. (See Fig. 1.). Envergent ([www.envergenttech.com](http://www.envergenttech.com)) is a joint venture pursuing a model of delocalised pyrolysis based on Ensyn’s (Canada) Rapid Thermal Processing (RTP) Technology followed by centralised upgrading based on UOP Hydroprocessing Technology. They were allocated 25 m\$ by the DoE for development of a 1tpd demonstration unit at the Tesoro Corporation refinery in Kapolei, Hawaii with operations expected to begin in 2014 [36, 37]. The plant will be an integrated fast pyrolysis and hydroconversion facility and aims to produce 4 barrels per day of gasoline, diesel and jet fuel. The commercial model is based on 4 RTP plants and one central upgrading facility [36]. Plans for 9 new plants based on Ensyn and UOP technology in Malaysia have also recently been announced [38]. Dynamotive (Canada, [www.dynamotive.com](http://www.dynamotive.com)), a well-known fast pyrolysis company, are also pursuing hydrotreating of bio-oil and a co-operation with IFP was recently announced [39, 40]. The KIT (Germany) Bioliq concept is based on decentralised fast pyrolysis of biomass to bioslurry followed by gasification and synthesis of transport fuels at a central facility [41]. A demonstration plant is currently being developed. Tests have begun on the 12 tpd pyrolysis unit which was commissioned in 2008, and construction of the gasification and synthesis

plants are expected to be completed by the end of 2011 [42]. PyTec (Germany, [www.pytec.de](http://www.pytec.de)) ablative technology would be particularly suited for decentralised densification and centralised upgrading since no carrier gases are required and it is likely to be feasible on a smaller scale. However the company appears to be pursuing power generation in modified engines rather than upgrading. The BTG (Netherlands, [www.btgworld.com](http://www.btgworld.com)) biorefinery model is similar to that illustrated in Fig. 1.

Efforts are also being directed towards small-scale feasible solutions. The Metso/Fortum/UPM/VTT consortium is developing a concept which produces CHP and bio-oil [43, 44]. Another solution might be the production of high quality fuel in a stand alone facility with upgrading technology. The IH<sup>2</sup> concept being developed by GTI (USA) proposes to reform a portion of the gases liberated from 1) the fast hydrolysis process and 2) hydrolysis vapour hydrodeoxygenation to provide the hydrogen required [45, 46].

Another group of organisations are pursuing mobile fast pyrolysis solutions e.g. Agri-Therm (Canada), ABRI-Tech, and Renewable Oil International. More information on these organisations can be found in (Section 3.1).

Agrawal et al.[47] and Singh et al. [48] propose that increased conversion efficiencies could be achieved by a natural gas reformer or coal-powered power plant to a fast hydrolysis facility, with the former facilities providing H<sub>2</sub>/CO. This process was termed (the H<sub>2</sub>Bio-oil process). Alternatively reliance on fossil-derived hydrogen required for fast-hydrolysis could be supplied by 1) solar splitting of water to H<sub>2</sub> 2) gasification of a portion of the biomass feedstock.

### **3. Biomass Fast Pyrolysis**

#### **3.1. Commercialisation of Fast Pyrolysis Technology**

The reactor is the core and most distinguishing piece of equipment for a pyrolysis process. Reactors are generally the most researched aspect of fast pyrolysis, though control and improvement of liquid quality and improvement of liquid collection systems are receiving increasing attention [12]. Currently only Bubbling Fluidised Beds (BFBs) and Circulating Fluidised Beds (CFBs) can be applied for commercial-scale production of biofuel [21]. While several reactors have been investigated on a laboratory scale and pilot scale no single reactor has emerged as being vastly superior to the others. That said certain reactors are more suitable for commercial application than others (See Fig. 2.), and this has been reflected in commercialisation efforts.

Fluid beds, circulating fluid bed and transport reactors, and auger pyrolysis reactors have a strong technology basis and high market attractiveness. The fast pyrolysis of biomass is at an early stage of commercialisation [49] with companies like Ensyn Technologies, Dynamotive, KIT and BTG leading developments [15, 50]. Detailed information on various fast pyrolysis reactors can be found in previous reviews [8-15, 21, 22, 51-53] and so will not be covered in this review.

##### **3.1.1. Bubbling Fluidised Bed Technology**

Bubbling Fluidised Beds (BFBs) exhibit consistent performance and product quality, with high liquid yields ranging between 70-75 wt% [8]. They are readily scaled up,

though design modifications need to be incorporated to account for temperature and concentration gradients observed with increasing height to diameter ratio of the reactor [14, 21, 54]. Numerous installations exist in various university and commercial facilities around the world [12]. At present Dynamotive appear closest to commercial realisation of BFB technology. They have constructed 4 installations to date, the largest located at West Lorne (2006) and Guleph (2008), with design processing capacities of 100 tpd and 200 tpd respectively [12, 55]. Operational performances of these plants cannot be found in literature, and it has been suggested that the West Lorne Plant has not reached its full design throughput possibly due to design and construction problems [15]. Biomass Engineering Ltd. (UK) are currently constructing 6 tpd modified version of a previous BFB design (by Wellman Engineering and Aston University UK) which aims to overcome scaling problems associated with the Dynamotive design by surrounding the reactor walls with a char combustor [15]. Several BFB installations have been installed in China with throughputs ranging from 14-24 tpd [56-58]. Agri-Therm (Canada) offers a novel-design mobile pyrolyser to convert agricultural residue to bio-oil. The annular fluidised bed is heated by a cylindrical fluidised bed combustor. Lift tubes from the reactor to the combustor increase ablation and heat transfer to the solids. It is claimed the technology is ideal for pyrolysis of agricultural residues since discharge from the lift tubes drags low density particles down from the top of the bed [59]. Three 1 to 10 tpd units have been constructed, one of which is used for R&D [60].

### **3.1.2. Circulating Fluidised Bed Conversion Technology**

While CFBs have similar features to BFBs a distinct difference is that the residence time of the char is almost the same for vapours (~ 1 second) [52]. The hydrodynamics are more complicated, but they are already used at very high throughputs in the petroleum and petrochemical industries [8, 52]. Ensyn (Canada) are the leaders of CFB technology for biomass pyrolysis and have constructed a total of eight facilities to date based on their 'Rapid Thermal Process' [14]. While facilities based on this technology were operated on a commercial basis by Red Arrow Food Products Company (Wisconsin, USA) since 1989, current efforts are directed towards commercialisation of the technology for fuel production. The largest plant (100 tpd) was constructed in Renfrew, Canada in 2007 [55, 61], they recently announced plans for construction of a 400 tpd plant [62]. Enverget is a joint venture (JV) between Ensyn and Honeywell/UOP founded in 2008 to improve Ensyn's capability to deploy RTP plants and to develop technology that allows the pyrolysis oil to be upgraded into a blend stock for processing in fossil-refinery infrastructure [61, 63]. A Finnish Consortium involving Metso, Fortum, UPM and VTT are developing an integrated CHP/Bio-oil production concept, and tests are ongoing on a 7.2 tpd plant [50, 64]. A fast pyrolysis reactor which appears to be a CFB is coupled with a fluidised-bed biomass boiler. The pyrolysis unit utilizes the hot sand in the fluidized bed boiler as a heat source, the bio-oil is quenched and the solids and fuel char are returned to the boiler where they are burned with fresh biomass [65]. The perceived advantages of such a bio-oil production model include 1) economic viability on a smaller scale than stand-alone plant. 2) a higher overall efficiency compared to standalone pyrolysis concepts 3) lower investment costs and easier operation because a specialised char combustor is not required 4) operation flexibility due to full exploitation of the by-product. It appears that the targeted application of the bio-oil is as a CHP fuel.

### **3.1.3. Rotary Cone Conversion Technology**

Rotary Cone Pyrolysis Technology is applied by the Biomass Technology Group (Netherlands). The most recent overviews and updates can be found in literature [15, 66, 67]. Operational experiences were obtained on a 50 tpd Malaysian plant commissioned in 2006, but the plant is no longer running [15, 68]. BTG are planning to demonstrate the technology in Europe on a scale of 120 tpd (about 125 MW<sub>th</sub>), aiming to produce between 20,000 and 25,000 t/y of pyrolysis oil, electricity, process steam, and aqueous organic acids. This is taking place under the EMPYRO European Project [67]. Bio-oil Holding N.V (Belgium/Netherlands) operates a 100 kg/h plant and a 1500kg/h industrial installation. Construction of two 5 tpd plants is underway, one in Holland and Belgium. The technology employed is similar to RCR technology by BTG, though the companies are no longer associated [15]. Feedstocks processed are mixtures of industrial wastes, SRF, mixtures of plastic/organic and inorganic mixtures [Personal Communication].

### **3.1.4. Auger Conversion Technology**

The KIT Bioliq model comprises decentralised densification of biomass by pyrolysis (without solids separation), followed by centralised gasification and synthesis of methanol or DME [41, 69]. A bioslurry of char and bio-oil is produced by a Lurgi-Ruhrgas twin screw mixer pyrolysis reactor. Being a relatively old technology considerable experience has been gained over the past 50 years (coal degassing or heavy crude coking). There is good potential for scale up [41]. A 12 tpd plant has been constructed in Germany in 2008 and while testing is underway [42], results have not yet been published. A recently presented economic analysis of the process calculated that biosyncrude production from dry lignocellulosic material have manufacturing costs of about €140/tonne; about 2/3<sup>rd</sup> of which are feedstock costs [69]. ARBI-Tech, a JV between Advanced BioRefinery Inc. and Forespect Inc (Quebec, Canada) offer heating auger systems using a high density heat carrier. The units range in scale from 1tpd to 50 tpd plants and it is expected that the first commercial 50tpd plant will be operational soon [12, 15, 60]. Renewable Oil International LLC (USA) offer screw reactor technology and have built 4 units to date, the largest of which has a throughput of 4.8 tpd [12]. The economics of the process are presented in [70].

### **3.1.5. Ablative Conversion Technology**

In the ablative pyrolysis process, wood is pressed against a rotating heated surface melting the wood and leaving behind an oil film which subsequently evaporates. No heat carrier is used and the process is limited by the rate of heat supply to the reactor rather than from the heat source to the biomass. Scaling is a linear function of heat transfer area so doesn't benefit from economies of scale of other systems [8, 13, 21]. PyTec (Germany) have built 2 ablative units, the largest of which is 6 tpd and fits in a 40ft container. The company is targeting application of the bio-oils in a CHP unit running on a diesel engine [68]. An LCA for the PyTec BTO process was recently presented [68].

### **3.1.6. Comments on Fast Pyrolysis Technology**

A summary of fast pyrolysis developments are presented in Table 1. FP technology is close to commercialisation, there still appears to be scope for improvement. Scale-up of technology from laboratory is not always straightforward, and problems can be encountered. BFBs are being applied on large and small scale (i.e. mobile)

applications. For large scale applications, it appears that some design and operational issues need to be resolved [15]. Alternative BFB designs continue to be developed (e.g. the Agri-Therm annular FB with life tubes or the BFB with concentric char combustion by Biomass Engineering Ltd.). Feedstock quality is a critical parameter for fast pyrolysis operations. While wood has traditionally been considered the typical FP process feedstock, future processes may need to be feedstock flexible in light of constrained biomass availability.

The difficulties associated with processing high ash feedstocks at pilot scale are described by Venderbosch and Prins [15]. Realistic solutions for dealing with high ash feedstocks on an industrial scale need to be developed. Fast pyrolysis facilities require careful operation by skilled personnel who possess a good knowledge of the relationships between feedstock quality, process conditions, and the quality of the yielded bio-oil. Handling and storage issues and the current lack of large scale applications are the main barriers to development of a market for bio-oil [39]. New pyrolysis concepts like the IH<sup>2</sup> process by GTI or the bio-oil/CHP co-production model by Metso/Fortum/UPM/VTT have the potential to be disruptive technologies, if they can be successfully demonstrated and commercialised.

### **3.2. Review of Recent Fast Pyrolysis Laboratory Research**

Various reviews of laboratory research on fast pyrolysis of biomass are already available in literature [7, 17-19, 23, 71]. This section aims to review some recent studies in this area.

#### **3.2.1. Feedstocks for Fast Pyrolysis**

At research level, hundreds of biomass feedstocks have been screened [7, 8], though wood feedstocks are generally used for ease of comparison. Some feedstocks that have been experimented with on laboratory fluidised beds are summarised in Table 2. Properties of biomass feedstocks and the resulting bio-oil obtained from fluidised bed pyrolysis are presented in Table 3. While it is difficult to make generalisations, it can be seen that woody feedstocks generally produce the best quality oil in terms of C and H content and water content. The cultivar type of a particular biomass species [72], level of maturity [73], husbandry practices [74], seasonal variation [75] all influence the composition of the crop and consequently the physical and chemical quality of the bio-oil. Aquatic biomass is a novel feedstock for fast pyrolysis [75-78] though high ash, oxygen and nitrogen contents are a hindrance to obtaining a quality bio-oil product for fuel applications.

#### **3.2.2. The Influence of Ash on Pyrolysis**

The ash content is one of the most influential parameters in the pyrolysis process. Agricultural residues and grassy-biomass generally have higher ash contents than woody-biomass. High ash contents in biomass pyrolysis feedstocks are not desirable because ash catalyses reactions which compete with biomass pyrolysis, leading to increased formation of water and gas at the expense of liquid organics [28, 50, 79-83]. It also reduces the temperature at which maximum organic liquids are yielded. Maximum levels of 3 wt% ash in feedstocks are recommended to avoid phase-separation of bio-oil during aging [80]. The most problematic metal is potassium which has a strong catalytic effect [28, 84]. Phosphorous also has an undesired impact on the yield structure and product quality [85].

One way to overcome the problem of high ash content feedstocks is by water or acid washing prior to pyrolysis [76, 78-80, 86-88]. This process decreases the ash content and results in a better quality bio-oil. For example for empty fruit bunches the yield of bio-oil can be increased from 50 wt% to 72 wt% by washing pretreatment [80]. Eom et al. [88] report increasing maximum degradation rates for washed biomass in the order HCl-treated biomass (1.55%/°C) > Deionised H<sub>2</sub>O treated biomass (1.23%/°C) > Tap H<sub>2</sub>O-treated biomass (1.19%/°C) > HF-treated biomass (1.15%/°C). Increasing levoglucosan and decreasing phenol, guaicol and syringol were observed in the treated biomasses. It is suggested that inorganics may catalyse cleavage of carbon-carbon linkage during pyrolysis of lignin. A recent study has shown that application of high levels of Nitrogen to a growing biomass crop is disadvantageous in terms of the quality of the resulting bio-oil produced because it results in a lower portion of cell wall components in the plant and higher levels of ash [74]. On commercial scales of application rain leaching of feedstocks in the field after harvesting could be considered [87].

### **3.2.3. The Fate of Lignocellulosic Components in Pyrolysis**

The relative portions of cellulose, hemicellulose and lignin in biomass feedstocks have a significant influence on the quality of the bio-oil product. Agricultural residues generally contain less lignin and more hemicelluloses and ash/alkali metals than wood biomass, resulting in a higher O/C molar ratio than for woody biomass [50]. Cellulose contributes mainly to bio-oil production (72 wt% at 580°C) by decomposing into sugars and water. Hemicellulose-derived bio-oil (mostly acids) yields are much lower (45 wt %) and produces significant quantities of char (25 wt %) and gas [89, 90]. Since grasses and straw contain more hemicellulose than wood, gas formation is more significant with agricultural biomasses. Bio-oil from lignin has a lower oxygen content and therefore a higher energy density than conventional bio-oil [91]. So bio-oils from agricultural feedstocks have lower heating values than those from woody biomass (with a comparatively higher lignin content). On the other hand lignin is cracked better in agricultural feedstocks possibly due to the catalysing effect of alkali metals present in significant quantities.

### **3.2.4. Recent research in Laboratory Fluidised Bed Pyrolysis**

References to recently commissioned fluidised beds can be found in literature: University of Maine (USA) [92], Pacific Northwest Laboratories (1kg/h, USA) [93], University of Western Ontario (Canada) [94]; University of Monash (Australia) [95]; and the University of Twente [96]. Design features include spray condensing towers, packed scrubber towers, novel fractional condensation systems, novel feeding systems, process automation etc.

Traditionally the goal of fast pyrolysis was assumed to be maximisation of the yield of liquid product. The liquid yield is influenced by parameters such as temperature, feed rate, vapour residence time etc.

Many laboratory studies investigate a range of operational parameters and report the combination which maximises liquid yields. It can generally be stated that conditions maximising liquid yields are a pyrolysis temperature in the range of 400-550°C and a vapour residence time of <2s. Some recent studies investigating parameters have investigated the influence of variables in more detail. Increasing the solids retention time in the reactor can achieve satisfactory liquid yields at lower temperatures (56

wt% at 360°C) [97]. As the pyrolysis temperature is increased, the content of water insoluble compounds, and consequently the molecular weight and viscosity of the bio-oil increase) [95, 97, 98]. This is thought to be due to increased conversion of lignin (since char yields decrease in this range). It is proposed the actual heating rates experienced by biomass (which decrease with increasing particle size) are an important factor in decreasing the yield of lignin-derived oligomers [99]. Lee et al. [100] found that optimum pyrolysis process conditions for collecting valuable chemicals like guaicol and syringols are a temperature of 400°C,  $u_0/u_{mf}$  ratios of 3.0 and a bed length to diameter (L/D) ratio of 2.0. Other observations are that while increasing the feed rate of the reactor above its design capacity increases the bio-oil yield, the homogeneity of the oil decreases [101], and the use of pyrolysis gas as a fluidising medium increases bio-oil yields [102-104].

The configuration of the condensation system generally depends on the intended applications of the bio-oil product. The bio-oil can be condensed in one or several receptacles. Spray tower columns or packed bed scrubber towers can be applied for maximum condensation in the minimum amount of collectors e.g. [93, 96, 97, 105-108]. On the other hand fractional condensation systems have the advantage of isolation of potentially valuable products for biorefinery applications [94, 109]. Chen et al. [110] investigated selective condensation of bio-oil in four condensers and an electrostatic precipitator. Significant amounts of water were collected in the first condenser (86.5 wt%) of liquid product. Down the condenser train the water content decreased while the pH value, heating value and kinematic viscosity increased. Chemical characterisation of the liquid products illustrated selective condensation of specific compounds.

Hot gas vapour filtration can reduce the concentration of metals in bio-oils, though problems with clogging of the filter and catalytic decomposition of pyrolysis vapours by accumulated chars still need to be addressed. The removal of potassium from bio-oil remains difficult, possibly passing through the filter in vapour form [108]. A fluidised bed reactor with a cyclone and hot filtration system yielded bio-oil with low solids (<0.005 wt%) and metal contents [111-114]. Hot gas filters can be positioned inside [94, 108] or outside the fluidised bed reactor [111-114].

## **4. Upgrading of Pyrolysis Vapours/Bio-oils**

### **4.1. Catalytic Cracking of Biomass/Bio-oils**

The use of heterogeneous catalysis in biofuel production processes increases selectivity to certain types of products. The main upgrading mechanism is the rejection of oxygen in biomass as coke or gas [26]. The resulting liquid product is generally more viscous than bio-oils derived by non-catalytic processes, and contains more aromatics. Readers are referred to previous reviews for more detailed information [26, 29, 34, 115]. This section summarises some recent studies in this area.

#### **4.1.1. Recent Catalytic Pyrolysis Research**

##### **4.1.1.1. Micro-Catalytic Pyrolysis Studies/Catalyst Screening**

Carlson et al. [116] report catalytic pyrolysis of model biomass compounds with a ZSM-5 catalyst yielding 20-30% aromatics which are a valuable chemical feedstock.

With pine wood catalytic fluidised bed pyrolysis with a ZSM-5 catalyst yielded 14% aromatics at a low space velocity and temperature of 600°C. French and Czernik [117] conducted an extensive Py-GCMS study into zeolite upgrading of biomass. They compared 40 laboratory-synthesised and commercially available catalysts. Maximum hydrocarbon yields of 16 wt% (incl. 3.5 wt% toluene) were achieved with a nickel, cobalt, iron and gallium-substituted ZSM-5 catalyst. While ZSM-5 catalysts performed better than other zeolite catalysts, there was not a significant difference in performance between the synthesised catalysts and commercially available Zeolite 8014 catalyst. Torri et. al (2009) used a novel Py-GC-MIP-AED system to evaluate and compare the performance of 31 different catalysts for catalytic pyrolysis. CuO, mixed metal oxide catalysts and ZnO reduced the proportion of heavy fraction in the bio-oil with minimum reduction in the bio-oil yield. Fisk et al. [118] recently evaluated the potential of supported platinum aqueous phase reforming catalysts for upgrading bio-oils. Pt/Al<sub>2</sub>O<sub>3</sub> showed the highest deoxygenation activity, reducing the oxygen concentration of the model bio-oil from 41.4 wt% to 2.8 wt% after upgrading. The upgraded oil was highly aromatic, comprising of significant quantities of alkyl-substituted benzenes and cyclohexanes. The concentration of non-aromatic oxygenates was not significant.

#### **4.1.1.2. Laboratory Catalytic Pyrolysis/Upgrading Experiments**

Some recent vapour upgrading studies are summarised in Table 4. Generally speaking, upgraded bio-oil yields are lower (compared to non-catalytic processes) with increased formation of char/coke and gas. Upgrading of bio-oil post pyrolysis is also being investigated. The upgraded bio-oil is more viscous and has a higher aromatic character. A novel two stage bio-oil upgrading process was recently presented by Gayubo et al. [119]. The main objective of the concept design is to reduce deactivation of the upgrading catalyst thus extending its useful lifetime. The strategy is based on removing the pyrolytic lignin fraction of the bio-oil containing phenols which are well known to lead to coking of the catalyst. Catalyst deactivation is reduced and the pyrolytic lignin fraction with potential commercial value is isolated. The reactor can also be applied for olefin production [120]. By catalytic cracking of bio-oil with HZSM-5 in a batch reactor Hew et al. [121] obtained yields of organic liquid product and gasoline range product of 91.67 wt% and 46.67% respectively.

#### **4.1.2. Commercial Developments in Catalytic Cracking of Biomass**

The work group of George Huber at the University of Massachusetts have developed a process for the production of aromatics by catalytic pyrolysis of biomass. The technology is licensed by Anellotech, Inc ([www.anellotech.com](http://www.anellotech.com)) [122]. KiOR, a company based in Texas, offer direct biomass catalytic cracking technology. The product is a bio-crude which can be processed in conventional refineries (Liu and Czernik, 2008). They are currently producing 15 barrels of biocrude per day at a pilot facility [123] and were granted funds for construction of five plants based on their technology in Mississippi, USA [124].

#### **4.1.3. Comments on Catalytic Upgrading**

The problem of coke formation and catalyst deactivation are significant barriers to commercial deployment of catalytic cracking of biomass-derived products. Fluid Catalytic Cracking (FCC) technology is frequently applied at large scales in oil refineries and possesses the ability to regenerate the cracking-catalyst. Positive results

have emerged from exploration of the concept of hydrotreating bio-oil prior to fluid catalytic cracking. See 4.3 for more details. A summary of commercial developments catalytic pyrolysis developments plus other upgrading strategies are summarised in Table 6.

## **4.2. Upgrading Techniques Involving Hydrogen**

### **4.2.1. Recent Laboratory Research in Hydroprocessing**

Readers are referred to previous reviews for background information [23-25, 29, 34]. It has already been established that optimal conditions for hydroprocessing of bio-oil are quite different to those for crude-derived products. A two-step hydroprocessing scheme comprising a mild stabilisation step and a more intensive upgrading step are envisaged. Alternatively, a hydroprocessing step coupled with a catalytic cracking is also being investigated. See section 4.3 for more details. Current hydroprocessing research is focused on optimisation of the two-step upgrading process, reduction of hydrogen consumption, and the development of alternative catalysts rather than modification of traditional hydroprocessing catalysts.

#### **4.2.1.1. American Research in Hydroprocessing**

French and co-workers [125] targeted the production of an upgraded bio-oil with an oxygen content as high as possible while still meeting miscibility, volatility and acidity criteria for blending with crude oil in a refinery. Bio-oil was treated at 360°C and 17 MPa in a two step (stabilisation and hydroprocessing) batch process yielding 36 % light product with 7% oxygen and 30% liquid residue. Hydrogen consumption was about 3% and the light fraction yielded had acceptable TAN and hydrocarbon miscibility. 36% of the carbon from the feed oil was captured in the light liquid product with additional 30% in the residual liquid product. Elliot and Hart [126, 127] tested various catalyst formulations over a range of operating parameters (temperature, pressure and flow rate with bio-oil from several different feedstocks. Separate hydrotreating and hydrocracking experiments were conducted in separate reactors and then both steps were incorporated into a non-isothermal reactor system. The hydrotreating step employed a Pd/C catalyst, while the hydrocracking employed standard hydrocracking catalysts and refinery conditions based on UOP technology. While the hydrotreated bio-oils closely resembled the bio-oil feedstock and parent biomass, there was not much of a difference between the oils after hydrocracking which contained similar collections of primary cyclic hydrocarbons. Further conclusions from work at PNNL are that the residual oxygen content correlates directly with the processing space velocity and the gasoline range product yield directly correlates with the processing space velocity [36].

#### **4.2.1.2. European Research in Hydroprocessing**

Insights into catalytic hydrotreatment at University of Twente/BTG/University of Groningen were recently presented [128-130]. Initial work for the Biocoup Project in hydroprocessing focused on the application of a Ru/C catalyst for hydrodeoxygenation (2002-2009) [129]. Results achieved were more favourable than those achieved with traditional petroleum hydrotreating catalysts. It was found that competing reactions occur during hydroprocessing. The first is a thermal pathway which yields high molecular weight components and coke which deactivates the catalyst. The second set of reactions are hydrotreating and hydrocracking reactions which improve the quality of the product. Recent efforts have focused on the

development of catalysts which suppresses the thermal reactions and promote hydrodeoxygenation. This approach has shown positive results including 1) a lower MCRT over the complete oxygen-content range 2) similar molecular weight as original bio-oil over complete oxygen-content range 3) Lower viscosity over complete oxygen range and 4) Higher hydrogen transfer at similar operating conditions. Venderbosch et al. [131] report hydroprocessing and high pressure thermal treatment (HPTT) on a novel high pressure reactor. It was suggested that parallel reactions like re-polymerisation, decarboxylation and hydrotreating occur up to 250°C. Repolymerisation reactions which liberate water occur on a faster timescale (minutes) compared to hydrotreating reactions (10s of minutes, hours), whereas repolymerisation to char components is the result in an absence of hydrogen and catalyst, production of stabilised components that can be further upgraded result when hydrogen and catalyst are used. It was proposed that decarboxylation via FCC may be more desirable for further upgrading due to the high costs associated with hydroprocessing. De Wild et al. [132] performed fluidised bed pyrolysis of lignin followed by hydrotreatment with a Ru/C catalyst. This is particularly interesting from a biorefinery perspective. At pyrolysis temperatures of 400°C up to 21 wt% of a phenolic fraction containing 10 wt% of several phenols was yielded. Cycloalkanes, cyclohexanes and alkanes were produced in the hydrotreating step.

Mahfud et al. [133] developed a liquid phase ruthenium catalysts for the hydrotreatment of the aqueous phase of bio-oil at mild conditions (50-90°C and 2-4 MPa). Model bio-oil compounds were used and upon reaction amounts of reactive aldehydes were reduced significantly. Wildschut [134] compared traditional hydrotreating catalysts and relatively novel noble metal catalysts under mild and severe hydrotreating conditions. Highest oil yield with an Ru/C catalyst (65 wt%) was obtained after 4 h using a 5 wt% catalyst to pyrolysis oil ratio, temperature of 350°C and 20 MPa. It was concluded that catalytic hydrotreatment is a relatively slow process and takes place on a timescale of hours. Repeated use of the Ru/C catalyst in hydrotreating experiments resulted in decreased liquid yield, increased solids, a reduction in H/C and less methane in the gas phase. Hydrodeoxygenation of model bio-oil compounds were investigated by Wildschut et al. [135] under conditions of 250°C, 10 MPa for 4.3 hours with an Ru/C catalyst. Two parallel reaction pathways were observed, a thermal non-catalysed pathway and a hydrogenation pathway leading to smaller polyols and gaseous hydrocarbons such as methane and ethane. The catalytic hydrotreatment route is preferred over the thermal route leading to solids. Addition of acetic acid increased the solids content. Wildschut et al. [136] screened a number of noble metal catalysts for hydrotreating bio-oils including. The mild hydrotreating step was carried out at 250 and 350°C at hydrogen pressures of 10 and 20 MPa. The Ru/C catalyst was found to be superior to classical hydrotreating catalysts in terms of oil yield (60 wt%) and deoxygenation (90 wt%). Upgraded oils had lower organic acids, aldehydes, ketones, and ethers than the feed, but phenolics, aromatics and alkanes were higher. Highest oil yields (65 wt%) were obtained after 4h using 5% wt intake of catalyst on fast pyrolysis oil. The carbohydrate fraction of the oil appears to be very reactive [130]. The H/C ratio of the oil appears to be a function of the reaction time and increases with time. The amount of hydrocarbon fraction is time dependent and is maximised after 4h operation.

Yakovlev and co-workers [137] developed and tested a series of catalysts for hydroprocessing oxygenated liquids. A new bifunctional non-sulfided Ni-Cu catalyst

was developed. Some of the developed catalysts were subjected to hydrodeoxygenation tests on bio-oil from VTT were performed at the University of Groningen and substantial oxygen decreases were observed, from 40 to 5 wt%. Oasmaa et al. [43] investigated new analytical techniques for hydrodeoxygenated bio-oils. They report that during stabilisation no change in the composition of the acids was observed. On the other hand, aldehydes and sugars were hydrogenated to alcohols (seen as an increase in the diols, which then decreased with increasing severity of treatment). Heeres [128] recently discussed the influence of the pyrolytic lignin fraction of bio-oil on hydrotreating reactions and products. Catalytic hydrotreatment results in a strong reduction in the carbohydrate and a big increase in extractives. The extractives are composed of alkanes>phenolics>alkylbenzenes. The alkane fraction is composed of linear alkanes (hexane, heptane, none and higher alkanes), cyclopentanes, and cyclohexanes. The pyrolytic lignin fraction of the bio-oil does not appear to be responsible for high molecular weight compounds and char. During HDO of pyrolytic lignin, no solids, more water and no gas composition effects were observed. Pyrolytic lignins are responsible for significant quantities of phenolics and alkanes. Instead the carbohydrate fraction is likely to be responsible for the char formation in hydroprocessing [128]. A summary of developments in hydroprocessing is presented in Table 5.

#### **4.2.2. Fast Hydropyrolysis**

Concepts for hydropyrolysis have already been discussed. The IH<sup>2</sup> process is currently being developed by GTI [45, 46]. The process comprises three stages, 1) biomass hydropyrolysis under medium hydrogen pressure in the presence of a novel glass ceramic catalyst. 2) hydrodeoxygenation of hydropyrolysis vapour with a conventional sulfided HDS catalyst under mild conditions 3) reforming of C<sub>1</sub>-C<sub>3</sub> hydrocarbon gases liberated from the previous two steps yielding the necessary hydrogen for the reactions. The hydrocarbon liquid yield is 24-28 wt% which is comparable with fast pyrolysis coupled with FCC or HDO. It is highly deoxygenated and contains no polynuclear aromatics, olefins, or reactive free radicals because high partial pressures of hydrogen and catalyst are available during conversion. GTI were recently allocated 3m\$ to investigate this further [138].

### **4.3. Integrated Upgrading Approaches and Co-processing**

#### **4.3.1. UOP/PNNL/NREL**

Integrated processing strategies are likely to be required for producing liquid transport fuels from bio-oils. These include hydrotreating followed either by co-processing in a HDS or FCC unit with heavy crude-derivatives. UOP with PNNL and NREL have investigated various possibilities for upgrading bio-oil [139-141]. For hydrotreating a UOP Ni-Mo and PNNL Pd/C catalyst were examined. The UOP catalyst was more active for oxygen removal at lower pressures. Hydrocracking was undertaken with a Ni-Mo catalyst. The Hydrotreating/Hydrocracking combination reduced oxygen content to 4%. Co-processing of bio-oil, the pyrolytic lignin fraction of bio-oil and a hydrotreated bio-oil with VGO were simulated on an ACE reactor. Bio-oil, pyrolytic lignin and hydrotreated- pyrolytic lignin all produce more coke than VGO. With blends of VGO and bio-oil or pyrolytic lignin, the acidity appeared to increase crackability of co-processing feed towards the light end of the spectrum. The neat hydrotreated pyrolytic lignin had high levels of coke. Coke production levels were acceptable at 5 % blends of hydrotreated bio-oil with VGO [139].

#### **4.3.2. Amherst-Massachusetts, USA**

The working group of Huber at Amherst-Massachusetts are investigating the coupling of fast pyrolysis, hydrotreating, and catalytic cracking for the production of commodity chemicals. In a significant development, the group found that coupling hydrotreating of bio-oil with catalytic cracking yields of aromatic hydrocarbons and light olefins in quantities up to three times greater than catalytic cracking of raw bio-oil [142].

#### **4.3.3. CPERI, Greece**

Lappas et al. [143] summarise research into co-processing CPERI (Greece) which goes back to a previous collaboration with Veba Oel [144]. A combined HDO step and co-processing in an FCC unit produced on-spec transport grade fuel. Bio-oil was subjected to a thermal hydrogen processing step, and co-processed with VGO in a pilot FCC unit. The nozzle plugged under continuous operation, so the heavy fraction of fast pyrolysis liquid (HBFPL) was diluted with light cycle oil (LCO) (15/75) and blended with vacuum gas oil (VGO) (at 15/75). FCC of VGO was the reference case for comparison. Coke production was higher, and liquid petroleum gas (LPG) yields were lower, and an increased selectivity towards gasoline and diesel were observed when bio-oil is in the feed. The gasoline contains more aromatics and less paraffins and olefins compared to gasoline with no bio-oil. Reduced conversion was observed due to heavier components in the oil.

#### **4.3.4. The Biocoup Project, Europe**

Considerable research in the area of co-processing has been undertaken as part of the Biocoup Project (<http://www.biocoup.com/>) 2006-2011 and developments are discussed in the following paragraphs.

Bui et al. [145] studied the co-processing of bio-oil and petroleum model compounds under HDS conditions. They observed decreasing catalyst performance at low temperature and high contact time, though to be due to intermediate phenols competing with sulfur containing molecules on dehydrogenation sites. It was concluded that co-processing of crude-derivatives and HDO oil in a HDS unit is possible. The molecular weight distribution is similar but competing reactions between HDS and HDO may reduce the efficiency of the process [145, 146]. Fogassy et al. [147] investigated the possibility of adding 20 wt% HDO oil to VGO feedstock for Fluid Catalytic Cracking. Comparable gasoline yields were observed to an unblended VGO feedstock. However, since hydrogen is consumed in deoxygenation reactions from the VGO feedstock, the final product is poorer in hydrogen and contains more coke, aromatics and olefins.

De Miguel Mercader et al. [148] report results from an investigation in the high pressure thermal treatment (HPTT) of bio-oil in a continuously fed reactor. Because direct co-processing of bio-oil results in an FCC unit results in excessive char formation and unacceptably low yields of gasoline, an intermediate upgrading step is required. HPTT was investigated as a means of producing oil that can be co-fed to a standard refinery. Despite significant reduction of oxygen and water content the HPTT oil was immiscible with a conventional heavy refinery stream (Long Residue), so further co-processing by HDO would be required before co-processing in a

refinery. Process temperature had a significant influence on the yield and properties of the oil. The need for HDO of HPTT oil was confirmed by De Miguel Mercader and co-workers [149] who observed high coking rates with HPTT in a MAT reactor. In the same study they found that HDO of bio-oil followed by co-processing with petroleum residues in a FCC shows good potential. The MCRT (tendency to coke) of a mildly hydrodeoxygenated bio-oil mixed with Long Residue improves to a greater extent than what might be expected by a simple additive effect. It is suggested that MCRT and the H/C ratio of hydrodeoxygenated bio-oils should be the parameters defining quality of such oils for subsequent FCC. While HDO has traditionally aimed for maximum deoxygenation, the authors experienced problem-free co-processing of the upgraded oils with long residue (20/80 blend) despite the fact that the oxygen content of the upgraded oils were 28 wt%. The advantage with this process would be less hydrogen consumption (here it was 278 l H<sub>2</sub>/l of bio-oil) compared to a double hydrotreating-hydrocracking process.

A recent summary of co-processing in the Biocoup project was presented by Hogendoorn et al. [150]. The main conclusion is that the HDO oil from whole oil, and the organic phase and aqueous phase differ considerably in terms of MCRT, molecular weight and H/C ratio, but not so much the oxygen content. Another is that increasing HDO severity increases carbon/energy recovery and reduces the oxygen and water content. For co-processing of HDO oils in a HDS system, the molecular weight distribution after HDS is similar using different HDO oils, and there is competition with desulphurisation. The carbon and energy transfer efficiencies of fast pyrolysis, hydrotreating and catalytic cracking are illustrated in Fig. 3.

#### **4.3.5. Comments on Integrated Co-Processing**

Integrated co-processing would provide a relatively straightforward route to the production of liquid transport fuels via fast pyrolysis since oil refining infrastructure is already available. Some modifications would however be necessary. Additionally synergistic effects between co-processed feedstocks may increase efficiencies and reduce the intensity of processing required. Combined hydrotreating and catalytic cracking appears to possess significant potential for the production of commodity chemicals. However this is a relatively new area of research and requires more investigation.

#### **4.4. Developments in Upgrading Bio-oil by Steam Reforming**

Steam reforming technology can be applied to bio-oils for the production of syngas [151-154]. Reactions generally take place at a high temperature (600-800°C) and high space velocities are usually employed with a Ni catalyst. Deactivation of the catalysts by coking is seen as one of the main problems of the technology. Renewable Energy Institute International (REII) are working on demonstration of advanced pyrolysis and steam reforming producing diesel and gasoline from biomass. Their demonstration plant will process 25 tpd and be located at Toledo Ohio [138]

#### **4.5. Developments in Upgrading Bio-oil by Gasification and Synthesis**

Some companies and research organisations are pursuing a decentralised densification/centralised gasification and synthesis model. Recent research has shown that pressurised fluidised-bed gasification of bio-oil followed by catalytic reforming can readily be used to convert bio-oil to syngas [155, 156]. Westerhof et al. [97] recently investigated how the pyrolysis temperature influences the physical properties

of the resulting bio-oil, and the consequent ease of atomisation for a gasification system. They found that the oil obtained at 360°C produced less char, 2 versus 5 wt% compared to the oil obtained at a pyrolysis temperature of 530°C, so the oil produced at 360°C has a better quality under the atomisation conditions (850°C and droplet sizes of 50 ±µm). Czernik et al. [151] achieved a 70-80 % of the stoichiometric potential of hydrogen from catalytic gasification of bio-oil in a fluidised bed reactor. KIT, developers of the bioliq process, plan to finish construction of a demonstration bioslurry gasification, gas cleaning and synthesis plant in 2011 [42]. R&D into gasification of bio-oil on a 500 kW<sub>th</sub> entrained flow gasifier owned by Chroen has been undertaken by BTG, but results are not yet reported in literature [15].

## **4.6. Mild Stabilisation Techniques for Bio-oil**

### **4.6.1. Developments in Bio-oil Filtration**

It is well known that char and ash particles in bio-oil contribute to instability. Javaid et al. [157] and Ford et al. [158] applied liquid-phase microfiltration processes to remove char particles from bio-oil to sub-micron levels. Results demonstrate the removal of the major quantity of char particles with a significant reduction in overall ash-content of the bio-oil.

### **4.6.2. Developments in Bio-oil Esterification**

The highly acidity and chemical instability of bio-oils impose severe limitations on the extent to which they might be processed in a refinery. One way to address this is by treating the bio-oil it with a low-cost alcohol (e.g. methanol, ethanol or butanol) in the presence of an acid catalyst (optional), converting the carboxyl and carbonyl groups to esters and acetals (or ketals) respectively [159-161]. Recent approaches described hereafter have attempted to catalyse and increase the severity of the reaction conditions to improve conversion. The reactions are equilibrium driven, so the reaction products are unstable. This might be overcome by removing the either the water or reactants by either a) removing the water by use of molecular sieves or azeotropic distillation or b) by reactive distillation removing the esters and acetals and the water is left in the bio-oil [162]. A recent approach to uncatalysed esterification/solvent addition is an *in situ* process involving contact of biomass pyrolysis vapours from an auger reactor with an atomised ethanol spray [163].

#### **4.6.2.1. Developments in Acid-catalysed Esterification**

A number of recent studies have examined acid catalysed esterification of bio-oils in alcohols [162, 164-167]. The main advantage here compared to simple solvent addition is much higher conversion of undesirable compounds, thus resulting in bio-oils with significantly improved properties. Conversion can be increased even further by esterification in supercritical ethanol [165, 166]. Other approaches to improve the conversion centre on product removal. Since esterification and acetylation reactions are equilibrium reactions, increasing concentrations of esters, acetals and water will tend to shift equilibrium back towards the original reactants. A solution to this problem is to remove the reaction products as they are formed by azeotropic water removal or reactive distillation [162, 164].

Catalysed esterification applies less severe reaction conditions than hydroprocessing and fluidised catalytic cracking, and this is reflected in the moderately upgraded bio-oil product. Tang et al. [166] used a combination of upgrading processes for

hydrogenated catalysed (Pd/SO<sub>4</sub><sup>2-</sup>/ZrO<sub>2</sub>/SBA15) esterification of bio-oil in supercritical ethanol. Other problems with esterification are the instability of the produced acetals in bio-oil and their tendency to revert back to carbonyls [162]. Lohitharn et al. [167] found that aldehydes inhibit the esterification of acids at lower temperatures. Junming et al. [164] obtained a good quality product from esterification of bio-oils catalysed by SO<sub>4</sub><sup>2-</sup>/M<sub>x</sub>O<sub>y</sub> and H<sub>2</sub>O<sub>2</sub> in a reactive distillation column. The minimum TAN that Moens et al. [162] could achieve from various approaches to catalysed esterification and removal of products was 20. This exceeds, by a factor of 10 the TAN allowed for oil refinery feedstocks. They suggested that this approach has limited potential. Other recent advances include the development of a new mesoporous catalyst functionalised with propylsulfonic acids for esterification, effective for acetic acid conversion [168]. Wang et al. [169, 170] investigated esterification of bio-oil with 732- and NKC-9-type ion-exchange resins. They proposed Acid Number Determination as a means of assessing the potential of oils to be upgraded and the effectiveness of the upgrading process. Discrepancies were observed in pH measurements of the upgraded oils - in fact the pH was found to have decreased after esterification. Acid numbers of the bio-oil were decreased by 88.54 and 85.95% respectively, representing the conversion of organic acids to esters.

## **5. Application of Oils/Upgraded Oils as Transport Fuels**

Applications of bio-oils are already reviewed [27, 28]. This section aims to summarise recent studies in this area.

### **5.1. Developments in Blending Bio-oil with Other Fuels**

Nguyen and Honnery [171] found that fast pyrolysis bio-oil can be mixed up to 20 wt% with ethanol and combusted at elevated pressures (2.5 MPa at 827°C) without any significant drop in performance. The argument for this approach was that combusting bio-oil with ethanol in ethanol modified engines would reduce problems associated with combustion of 100% bio-oil. Peak pressure was slightly higher and burning rates were similar to 100 % ethanol blends. 40 % bio-oil caused instability and increased particulate loads were observed. Honnery et al. [172] investigated the properties and combustion of a fuel made by direct blending of the heavy tar fraction from slow pyrolysis of biomass with diesel. Tests were conducted on a 4-cylinder 4-stroke DI diesel engine at speeds of (2000 rpm). They readily obtained stable blends of 20 and 40 % pyrolygneous tar in diesel without the use of surfactants. There was little difference in performance with the 20% blend, but for the 40% blend a higher in cylinder gas temperature and pressure was observed. Ignition delays were also noted. The potential for bio-oil and bio-diesel blends has also been investigated [173, 174]. An aqueous phase and heavy oil fraction were produced. Water was removed from the light phase and 5 wt% methanol was added to both fractions. Bio-oil: bio-diesel blends were made with 10, 20, 40 and 50% bio-oil (light and heavy fractions separately). The fuel properties didn't change greatly though small increases in density and viscosity were observed. The acidity was reduced by addition of HCO<sub>3</sub>.

Developments in emulsification of bio-oils have already been summarised [28, 175, 176]. Recent studies by Jiang and Ellis [177, 178] report emulsification of bio-oil with bio-diesel. Optimal conditions for obtaining a stable mixture were realised with addition of 4% octanol surfactant by volume to a 4:6 bio-oil/bio-diesel ratio by volume, stirring at 1200 rpm for 15 mins at 30°C. After emulsification treatment the water and high molecular-weight components remained in the bottom (pyrolytic-

lignin-rich phase) thus being removed from the upper bio-oil/biodiesel mixture. There are other references to emulsification of bio-oil in recent literature [105-107]. An interesting development is the stabilisation of emulsions and catalysis of reactions at the liquid/liquid interface with recoverable nanoscale catalysts [179, 180].

## **5.2. Developments in Combustion of Bio-oils and Upgraded Bio-oils**

The direct use of bio-oil in diesel engines is possible, but with significant modifications [181]. PyTec (Germany) are developing combustion of raw bio-oils in modified diesel engines [68]. There is very little information available about combustion of upgraded bio-oils in literature. This may be due to the fact that that most upgrading is being undertaken on a small scale and sufficient quantities may not be available for testing. However, larger quantities of upgraded bio-oils should become available in the future, and tests are planned [15, 136].

## **6. Conclusions**

Fast pyrolysis of biomass is verging on commercial application. Demonstration of upgrading technologies is underway, though it may be some time before they are deployed on an industrial scale. In terms of fast pyrolysis reactors, no one reactor appears to be vastly superior to the others, though certain reactors may be more suitable for particular applications and scales of application than others. A wide range of feedstocks have been tested. Wood appears to produce the best quality oil. High ash content is a significant technical barrier for the production of a quality product from poorer quality biomass e.g. agricultural residues. Acid washing, water leaching, hot gas filtration, and post pyrolysis filtration can improve the quality of the resulting bio-oil, but more research in this area is required. It is also apparent that the chemical composition of biomass feedstocks for fast pyrolysis can vary significantly between and within different species. Maximisation of the liquid yield from fast pyrolysis, the traditional goal, may need to be reconsidered when the quality of the bio-oil as well as downstream processing are taken into account. The integrated bio-oil/CHP concept by the Metso consortium and the IH<sup>2</sup> concept by GTI are particularly interesting prospects for increasing the feasibility of smaller scale operations. On the other hand, the decentralised densification/centralised upgrading concept appears to have a realistic potential offsetting transport fuel consumption, provided the concepts can be successfully demonstrated. There appears to be an increasing interest in synergies between technologies in integrated biorefinery products e.g. biomass or bio-oil fractionation followed by biochemical and thermochemical conversion routes. The energy and carbon transfer efficiencies of fast pyrolysis coupled with upgrading technologies seems low (about 30%). Coking of the catalyst in biomass or bio-oil catalytic cracking remains an issue, and research in this area is continuing. Fractionation of bio-oil prior to catalytic cracking may help overcome this issue. A number of interesting insights into bio-oil hydroprocessing have been presented. An important one is that upgrading should selectively target problematic oxygen functionalities rather than reducing the total oxygen content of the oil. While work in this area is continuing, future research will need to address the search for cheap (i.e. non precious metal) catalysts. Integrated upgrading approaches i.e. hydroprocessing followed by fluid catalytic cracking appears to possess synergistic benefits. The production of commodity chemicals via hydroprocessing and catalytic cracking routes within the biorefinery infrastructure may enhance the economic viability of pyrolysis and pyrolysis-related processes. While milder intensity upgrading approaches may be

applied in niche applications, it is unlikely that the quality of the resulting bio-oil will be acceptable for refiners or end-consumers alike.

### **Acknowledgements**

This study was funded under the Charles Parsons Energy Research Program (Grant Number Grant Number 6C/CP/E001) of Science Foundation Ireland (SFI).

### **References**

- [1] Alonso DM, Bond JQ, Dumesic JA. Catalytic conversion of biomass to biofuels. *Green Chemistry*. 2010;12:1493-513.
- [2] Sims REH, Mabee W, Saddler JN, Taylor M. An overview of second generation biofuel technologies. *Bioresource Technology*. 2009;101:1570-80.
- [3] IEA. *Key World Energy Statistics 2009*. Paris, France: International Energy Association; 2009.
- [4] IEA, Eisentraut A. *Sustainable Production of Second Generation Biofuels: Potential and perspectives in major economies and developing countries*. Paris: International Energy Agency; 2010.
- [5] Sims REH, Taylor M, Saddler JN. *From 1st- to 2nd- Generation Biofuel Technologies*. Paris: International Energy Agency; 2008.
- [6] Jae J, Tompsett GA, Lin Y-C, Carlson TR, Shen J, Zhang T, et al. Depolymerization of lignocellulosic biomass to fuel precursors: maximizing carbon efficiency by combining hydrolysis with pyrolysis. *Energy & Environmental Science*. 2010;3:358-65.
- [7] Mohan D, Pittman CU, Steele PH. Pyrolysis of Wood/Biomass for Bio-oil: A Critical Review. *Energy & Fuels*. 2006;20:848-89.
- [8] Bridgwater AV. IEA Bioenergy 27th update. Biomass Pyrolysis. *Biomass and Bioenergy*. 2007;31:VII-XVIII.
- [9] Bridgwater AV, Meier D, Radlein D. An overview of fast pyrolysis of biomass. *Organic Geochemistry*. 1999;30:1479-93.
- [10] Bridgwater AV, Peacocke GVC. Fast pyrolysis processes for biomass. *Renewable and Sustainable Energy Reviews*. 2000;4:1-73.
- [11] Bridgwater AV. Renewable fuels and chemicals by thermal processing of biomass. *Chemical Engineering Journal*. 2003;91:87-102.
- [12] Bridgwater AV. Fast Pyrolysis Reactors Worldwide. *PyNe*. 2010;27:18-20.
- [13] Meier D, Faix O. State of the art of applied fast pyrolysis of lignocellulosic materials -- a review. *Bioresource Technology*. 1999;68:71-7.
- [14] Hulet C, Briens C, Berruti F, Chan EW. A Review of Short Residence Time Cracking Processes. *International Journal of Chemical Reactor Engineering*. 2005;3.
- [15] Venderbosch R, Prins W. Fast pyrolysis technology development. *Biofuels, Bioproducts and Biorefining*. 2010;4:178-208.
- [16] Babu BV. Biomass pyrolysis: a state-of-the-art review. *Biofuels Bioprod Biorefining*. 2008;2:393-414.
- [17] Luo Z, Wang S, Liao Y, Zhou J, Gu Y, Cen K. Research on biomass fast pyrolysis for liquid fuel. *Biomass and Bioenergy*. 2004;26:455-62.
- [18] Qi Z, Jie C, Tiejun W, Ying X. Review of biomass pyrolysis oil properties and upgrading research. *Energy Conversion and Management*. 2007;48:87-92.
- [19] Yaman S. Pyrolysis of biomass to produce fuels and chemical feedstocks. *Energy Conversion and Management*. 2004;45:651-71.

- [20] Balat M, Balat M, Kirtay E, Balat H. Main routes for the thermo-conversion of biomass into fuels and chemicals. Part 1: Pyrolysis systems. *Energy Conversion and Management*. 2009;50:3147-57.
- [21] Briens C, Piskorz J, Berruti F. Biomass Valorisation for Fuel and Chemicals Production -- A Review. *International Journal of Chemical Reactor Engineering*. 2008;6.
- [22] Bridgwater AV. Biomass Fast Pyrolysis. *Thermal Science*. 2004;8:21-49.
- [23] Elliott DC, Beckman D, Bridgwater AV, Diebold JP, Gevert SB, Solantausta Y. Developments in direct thermochemical liquefaction of biomass: 1983-1990. *Energy Fuels*. 1991;5:399-410.
- [24] Elliott DC. Historical Developments in Hydroprocessing Bio-oils. *Energy & Fuels*. 2007;21:1792-815.
- [25] Furimsky E. Catalytic hydrodeoxygenation. *Applied Catalysis A: General*. 2000;199:147-90.
- [26] Lin YC, Huber GW. The critical role of heterogeneous catalysis in lignocellulosic biomass conversion. *Energy & Environmental Science*. 2009;2:68-80.
- [27] Czernik S, Bridgwater AV. Overview of Applications of Biomass Fast Pyrolysis Oil. *Energy & Fuels*. 2004;18:590-8.
- [28] Chiaramonti D, Oasmaa A, Solantausta Y. Power generation using fast pyrolysis liquids from biomass. *Renewable and Sustainable Energy Reviews*. 2007;11:1056-86.
- [29] Huber George W, Corma A. Synergies between Bio- and Oil Refineries for the Production of Fuels from Biomass. *Angewandte Chemie International Edition*. 2007;46:7184-201.
- [30] Laird DA, Brown RC, Amonette JE, Lehmann J. Review of the pyrolysis platform for coproducing bio-oil and biochar. *Biofuels, Bioproducts and Biorefining*. 2009;3:547-62.
- [31] Lyko H, Deerberg G, Weidner E. Coupled production in biorefineries-- Combined use of biomass as a source of energy, fuels and materials. *Journal of Biotechnology*. 2009;142:78-86.
- [32] Naik SN, Goud VV, Rout PK, Dalai AK. Production of first and second generation biofuels: A comprehensive review. *Renewable and Sustainable Energy Reviews*. 2009;14:578-97.
- [33] Fernando S, Adhikari S, Chandrapal C, Murali N. Biorefineries: Current Status, Challenges, and Future Direction. *Energy & Fuels*. 2006;20:1727-37.
- [34] Huber GW, Iborra S, Corma A. Synthesis of Transportation Fuels from Biomass: Chemistry, Catalysts, and Engineering. *Chem Rev*. 2006;106:4044-98.
- [35] Richard TL. Challenges in Scaling Up Biofuels Infrastructure. *Science*. 2010;329:793-6.
- [36] Elliot DC, Neuenschwander GG, Hart T. Developments in Hydroprocessing Bio-oil at PNNL. TCS 2010, Symposium on Thermal and Catalytic Sciences for Biofuels and Biobased Products. Ames, Iowa, USA, 2010.
- [37] Gross S. Honeywell's UOP Awarded U.S. Department of Energy Grant for Conversion of Waste Biomass to Green Transportation Fuels [press release: 12/01/2010 ]. UOP; 2010.
- [38] Tan J. Premium Renewable Energy's Biooil Project for Green Renewable Power and Transportation Fuels is Part of Malaysia's Economic Transformation Programme [press release]. Available from: <http://www.premium-re.com.my/press-releases/premium-renewable-energys-bio-oil-project-for->

- green-renewable-power-and-transportation-fuels-is-part-of-malaysia's-economic-transformation-programme; 2010 [cited 26/11/2010].
- [39] Radlein D. The Past and Future of Fast Pyrolysis for the Production of Bio-Oil. TCS 2010, Symposium on Thermal and Catalytic Sciences for Biofuels and Biobased Products. Ames, Iowa, USA, 2010.
- [40] Biofuels Digest. Dynamotive to cooperate with IFP in pyrolysis oil upgrading. Available from: <http://biofuelsdigest.com/bdigest/2010/07/06/dynamotive-to-cooperate-with-ifp-in-pyrolysis-oil-upgrading/> 2010 [cited 29/09/10].
- [41] Henrich E. The status of the FZK concept of biomass gasification. 2<sup>nd</sup> European Summer School on Renewable Motor Fuels. Warsaw, Poland, 29-31 August 2007.
- [42] Dahmen N. Fast Pyrolysis in the bioliq process. PyNe Newsletter. 2010;27:8-10.
- [43] Oasmaa A, Kuoppala E, Ardiyanti A, Venderbosch RH, Heeres HJ. Characterization of Hydrotreated Fast Pyrolysis Liquids. Energy & Fuels. 2010;24:5264-72.
- [44] Lehto J, Jokela P, Solantausta Y, Oasmaa A. Integrated Heat, Electricity and Bio-oil. PyNe Newsletter. 2010;26:2-3.
- [45] Marker T, Felix L, Linck M, Roberts M. Direct Production of Gasoline and Diesel from Biomass using Integrated Hydrolysis and Hydroconversion (IH<sup>2</sup>) TCS 2010, Symposium on Thermal and Catalytic Sciences for Biofuels and Biobased Products. Ames, Iowa, USA, 2010.
- [46] Marker T, Felix L, Linck M. Integrated Hydrolysis and Hydroconversion Process for Production of Gasoline and Diesel Fuel from Biomass. AIChE Annual Meeting. Nashville, TN: AIChE; 2009.
- [47] Agrawal R, Singh N, R. . Synergistic routes to liquid fuel for a petroleum-deprived future. AIChE Journal. 2009;55:1898-905.
- [48] Singh NR, Delgass WN, Ribeiro FH, Agrawal R. Estimation of Liquid Fuel Yields from Biomass. Environmental Science & Technology. 2010;44:5298-305.
- [49] Jones S, Valkenburg C, Walton C, Elliot D, Holladay J, Stevens D, et al. Production of Gasoline and Diesel from Biomass via Fast Pyrolysis, Hydrotreating and Hydrocracking:A Design Case. U.S. DOE; 2009.
- [50] Oasmaa A, Solantausta Y, Arpiainen V, Kuoppala E, Sipilä K. Fast Pyrolysis Bio-Oils from Wood and Agricultural Residues. Energy & Fuels. 2009;24:1380-8.
- [51] Bridgwater AV. The production of biofuels and renewable chemicals by fast pyrolysis of biomass. International Journal of Global Energy Issues. 2007;27:160-203.
- [52] Bridgwater T. Biomass for energy. Journal of the Science of Food and Agriculture. 2006;86:1755-68.
- [53] Bridgwater AV. Production of high grade fuels and chemicals from catalytic pyrolysis of biomass. Catalysis Today. 1996;29:285-95.
- [54] Scott DS, Majerski P, Piskorz J, Radlein D. A second look at fast pyrolysis of biomass--the RTI process. Journal of Analytical and Applied Pyrolysis. 1999;51:23-37.
- [55] Bradley D. Leading 2<sup>nd</sup> Generation Biofuel Technologies in Canada and Trade. Trade Activities and opportunities for liquid and solid biofuels in the SE Asian region and implications for policy. Tsukuba, Japan, 2009.
- [56] Wu CZ, Yin XL, Yuan ZH, Zhou ZQ, Zhuang XS. The development of bioenergy technology in China. Energy. 2009;35:445-4450.

- [57] Zhu X. Biomass Fast Pyrolysis for Liquid Fuels. 2009 Chinese-Finnish Energy Seminar. Beijing, China, 2009.
- [58] Zhang R, Zhang C, Shi W. Bench-Scale Fluidized-Bed Fast Pyrolysis of Peanut Shell for Bio-oil Production-Status of R&D Technologies of TC Biomass in China. TCB 2009. Chicago, Illinois, USA, 2009.
- [59] Berruti F, Briens C. Converting Agricultural Wastes into Valuable Green Fuels and Green Chemicals. PyNe Newsletter, Issue 23. 2007:3-4.
- [60] Preto F. Overview of Pyrolysis Experience in Canada. IEA Task 34 Meeting. Espoo, Finland, 2010.
- [61] Müller S. Ensyn Technologies. PyNe Newsletter. 2010;27:11-2.
- [62] Ensyn. Ensyn Technologies Inc. and Tolko Industries LTD. Announce Formation of Partnership to Build World's Largest Commercial Fast Pyrolysis Plant., Available from: <http://www.ensyn.com/news/Ensyn-Press%20Release-HighNorth.pdf>; 2010 [cited 15/09/2010].
- [63] Kalnes T. Envergent Biofuel Technology and Life Cycle Assessment. 2009 International TC Biomass Conversion Science. Chicago, Illinois, 2009.
- [64] IFandP Research. Bio-oil production integrated to a fluidised bed boiler - experiences from pilot operation. Renewables Feature, August 17th, Industrial Fuels and Power, 2010.
- [65] Lehto J, Jokela P. Integrated Heat, Electricity and Bio-oil Production. IEA Biomass Task 34 Meeting. Chicago, USA, 2009.
- [66] Manurung R, Wever DAZ, Wildschut J, Venderbosch RH, Hidayat H, van Dam JEG, et al. Valorisation of *Jatropha curcas* L. plant parts: Nut shell conversion to fast pyrolysis oil. Food and Bioproducts Processing. 2009;87:187-96.
- [67] Muggen G. Empyro Project Summary. PyNe Newsletter. 2010;27:3-5.
- [68] Faix A, Schweinle J, Saholl S, Becker G, Meier D. Life-Cycle Assessment of the BTO (R)-Process (Biomass-to-Oil) with Combined Heat and Power Generation. Environmental Progress & Sustainable Energy. 2010;29:193-202.
- [69] Henrich E, Dahmen N, Dinjus E. Cost estimate for biosynfuel production via biosyncrude gasification. Biofuels, Bioproducts and Biorefining. 2009;3:28-41.
- [70] Badger PC, Fransham P. Use of mobile fast pyrolysis plants to densify biomass and reduce biomass handling costs--A preliminary assessment. Biomass and Bioenergy. 2006;30:321-5.
- [71] Lu Q, Li W-Z, Zhu X-F. Overview of fuel properties of biomass fast pyrolysis oils. Energy Conversion and Management. 2009;50:1376-83.
- [72] Boateng AA, Mullen CA, Goldberg NM, Hicks KB, Devine TE, Lima IM, et al. Sustainable Production of Bioenergy and Biochar from the Straw of High-Biomass Soybean Lines via Fast Pyrolysis. Environmental Progress & Sustainable Energy. 2010;29:175-83.
- [73] Boateng AA, Hicks KB, Vogel KP. Pyrolysis of switchgrass (*Panicum virgatum*) harvested at several stages of maturity. Journal of Analytical and Applied Pyrolysis. 2006;75:55-64.
- [74] Hodgson EM, Fahmi R, Yates N, Barraclough T, Shield I, Allison G, et al. Miscanthus as a feedstock for fast-pyrolysis: Does agronomic treatment affect quality? Bioresource Technology. 2010;101:6185-91.
- [75] Adams JMM, Ross AB, Anastasakis K, Hodgson EM, Gallagher JA, Jones JM, et al. Seasonal variation in the chemical composition of the bioenergy feedstock *Laminaria digitata* for thermochemical conversion. Bioresource Technology. 2011;102:226-34.

- [76] Ross AB, Anastasakis K, Kubacki M, Jones JM. Investigation of the pyrolysis behaviour of brown algae before and after pre-treatment using Py-GC/MS. *Journal of Analytical and Applied Pyrolysis*. 2009;85.
- [77] Ross AB, Jones JM, Kubacki M, Bridgeman T. Classification of macroalgae as fuel and its thermochemical behaviour. *Bioresource Technology*. 2008;99:6494-504.
- [78] Bae YJ, Ryu C, Jeon J-K, Park J, Suh DJ, Suh Y-W, et al. The Characteristics of Bio-oil Produced from the Pyrolysis of Three Marine Macroalgae. *Bioresource Technology*. 2010;In Press, Accepted Manuscript.
- [79] Fahmi R, Bridgwater AV, Donnison I, Yates N, Jones JM. The effect of lignin and inorganic species in biomass on pyrolysis oil yields, quality and stability. *Fuel*. 2008;87:1230-40.
- [80] Abdullah N, Gerhauser H. Bio-oil derived from empty fruit bunches. *Fuel*. 2008;87:2606-13.
- [81] Abdullah N, Gerhauser H, Sulaiman F. Fast pyrolysis of empty fruit bunches. *Fuel*. 2010;89:2166-9.
- [82] Patwardhan PR, Satrio JA, Brown RC, Shanks BH. Influence of inorganic salts on the primary pyrolysis products of cellulose. *Bioresource Technology*. 2010;101:4646-55.
- [83] Hayes DJ, Hayes M, H. B. The role that lignocellulosic feedstocks and various biorefining technologies can play in meeting Ireland's biofuel targets. *Biofuels, Bioproducts and Biorefining*. 2009;3:500-20.
- [84] Nowakowski DJ, Jones JM, Brydson RMD, Ross AB. Potassium catalysis in the pyrolysis behaviour of short rotation willow coppice. *Fuel*. 2007;86:2389-402.
- [85] Nowakowski DJ, Woodbridge CR, Jones JM. Phosphorus catalysis in the pyrolysis behaviour of biomass. *Journal of Analytical and Applied Pyrolysis*. 2008;83:197-204.
- [86] Lee K-H, Kang B-S, Park Y-K, Kim J-S. Influence of Reaction Temperature, Pretreatment, and a Char Removal System on the Production of Bio-oil from Rice Straw by Fast Pyrolysis, Using a Fluidized Bed. *Energy & Fuels*. 2005;19:2179-84.
- [87] Coulson M. Pyrolysis of Perennial Grasses from Southern Europe. *PyNe Newsletter*. 2006:6-7.
- [88] Eom I-Y, Kim K-H, Kim J-Y, Lee S-M, Yeo H-M, Choi I-G, et al. Characterization of primary thermal degradation features of lignocellulosic biomass after removal of inorganic metals by diverse solvents. *Bioresource Technology*. 2010;In Press, Accepted Manuscript.
- [89] Oasmaa A, Elliott DC, Müller S. Quality control in fast pyrolysis bio-oil production and use. *Environmental Progress & Sustainable Energy*. 2009;28:404-9.
- [90] Shen DK, Gu S, Bridgwater AV. The thermal performance of the polysaccharides extracted from hardwood: cellulose and hemicellulose. *Carbohydrate Polymers*. 2010;82:39-45.
- [91] Nowakowski DJ, Bridgwater AV, Elliott DC, Meier D, de Wild P. Lignin fast pyrolysis: Results from an international collaboration. *Journal of Analytical and Applied Pyrolysis*. 2010;88:53-72.
- [92] DeSisto WJ, Hill N, Beis SH, Mukkamala S, Joseph J, Baker C, et al. Fast Pyrolysis of Pine Sawdust in a Fluidized-Bed Reactor. *Energy & Fuels*. 2010;24:2642-51.
- [93] Zacher AH. Pacific Northwest National Laboratories. *PyNe Newsletter*. 2010;26.

- [94] Xu R, Ferrante L, Briens C, Berruti F. Flash pyrolysis of grape residues into biofuel in a bubbling fluid bed. *Journal of Analytical and Applied Pyrolysis*. 2009;86:58-65.
- [95] Garcia-Perez M, Wang XS, Shen J, Rhodes MJ, Tian F, Lee W-J, et al. Fast Pyrolysis of Oil Mallee Woody Biomass: Effect of Temperature on the Yield and Quality of Pyrolysis Products. *Industrial & Engineering Chemistry Research*. 2008;47:1846-54.
- [96] Westerhof RJM, Kuipers NJM, Kersten SRA, van Swaaij WPM. Controlling the Water Content of Biomass Fast Pyrolysis Oil. *Industrial & Engineering Chemistry Research*. 2007;46:9238-47.
- [97] Westerhof RJM, Brilman DWF, van Swaaij WPM, Kersten SRA. Effect of Temperature in Fluidized Bed Fast Pyrolysis of Biomass: Oil Quality Assessment in Test Units. *Industrial & Engineering Chemistry Research*. 2009;49:1160-8.
- [98] Garcia-Perez M, Wang S, Shen J, Rhodes M, Lee WJ, Li C-Z. Effects of Temperature on the Formation of Lignin-Derived Oligomers during the Fast Pyrolysis of Mallee Woody Biomass. *Energy & Fuels*. 2008;22:2022-32.
- [99] Shen J, Wang X-S, Garcia-Perez M, Mourant D, Rhodes MJ, Li C-Z. Effects of particle size on the fast pyrolysis of oil mallee woody biomass. *Fuel*. 2009;88:1810-7.
- [100] Lee S-H, Eom M-S, Yoo K-S, Kim N-C, Jeon J-K, Park Y-K, et al. The yields and composition of bio-oil produced from *Quercus Acutissima* in a bubbling fluidized bed pyrolyzer. *Journal of Analytical and Applied Pyrolysis*. 2008;83:110-4.
- [101] Choi HS, Choi YS, Park HC. The influence of fast pyrolysis condition on biocrude-oil yield and homogeneity. *Korean Journal of Chemical Engineering*. 2010;27:1164-9.
- [102] Heo HS, Park HJ, Dong J-I, Park SH, Kim S, Suh DJ, et al. Fast pyrolysis of rice husk under different reaction conditions. *Journal of Industrial and Engineering Chemistry*. 2010;16:27-31.
- [103] Heo HS, Park HJ, Park Y-K, Ryu C, Suh DJ, Suh Y-W, et al. Bio-oil production from fast pyrolysis of waste furniture sawdust in a fluidized bed. *Bioresource Technology*. 2010;101:S91-S6.
- [104] Heo HS, Park HJ, Yim J-H, Sohn JM, Park J, Kim S-S, et al. Influence of operation variables on fast pyrolysis of *Miscanthus sinensis* var. *purpurascens*. *Bioresource Technology*. 2010;101:3672-7.
- [105] Ji-Lu Z. Bio-oil from fast pyrolysis of rice husk: Yields and related properties and improvement of the pyrolysis system. *Journal of Analytical and Applied Pyrolysis*. 2007;80:30-5.
- [106] Ji-Lu Z. Pyrolysis oil from fast pyrolysis of maize stalk. *Journal of Analytical and Applied Pyrolysis*. 2008;83:205-12.
- [107] Ji-lu Z, Wei-ming Y, Na-na W. Bio-oil production from cotton stalk. *Energy Conversion and Management*. 2008;49:1724-30.
- [108] Hoekstra E, Hogendoorn KJA, Wang X, Westerhof RJM, Kersten SRA, van Swaaij WPM, et al. Fast Pyrolysis of Biomass in a Fluidized Bed Reactor: In Situ Filtering of the Vapors. *Industrial & Engineering Chemistry Research*. 2009;48:4744-56.
- [109] Boateng AA, Daugaard DE, Goldberg NM, Hicks KB. Bench-Scale Fluidized-Bed Pyrolysis of Switchgrass for Bio-Oil Production. *Industrial & Engineering Chemistry Research*. 2007;46:1891-7.

- [110] Chen T, Deng C, Liu R. Effect of Selective Condensation on the Characterization of Bio-oil from Pine Sawdust Fast Pyrolysis Using a Fluidized-Bed Reactor. *Energy & Fuels*. 2010;In Press, Corrected Proof.
- [111] Park HJ, Dong J-I, Jeon J-K, Park Y-K, Yoo K-S, Kim S-S, et al. Effects of the operating parameters on the production of bio-oil in the fast pyrolysis of Japanese larch. *Chemical Engineering Journal*. 2008;143:124-32.
- [112] Park HJ, Park Y-K, Kim JS. Influence of reaction conditions and the char separation system on the production of bio-oil from radiata pine sawdust by fast pyrolysis. *Fuel Processing Technology*. 2008;89:797-802.
- [113] Park HJ, Park Y-K, Dong J-I, Kim J-S, Jeon J-K, Kim S-S, et al. Pyrolysis characteristics of Oriental white oak: Kinetic study and fast pyrolysis in a fluidized bed with an improved reaction system. *Fuel Processing Technology*. 2009;90:186-95.
- [114] Kang B-S, Lee KH, Park HJ, Park Y-K, Kim J-S. Fast pyrolysis of radiata pine in a bench scale plant with a fluidized bed: Influence of a char separation system and reaction conditions on the production of bio-oil. *Journal of Analytical and Applied Pyrolysis*. 2006;76:32-7.
- [115] Corma A, Huber GW, Sauvanaud L, O'Connor P. Processing biomass-derived oxygenates in the oil refinery: Catalytic cracking (FCC) reaction pathways and role of catalyst. *Journal of Catalysis*. 2007;247:307-27.
- [116] Carlson T, Tompsett G, Conner W, Huber G. Aromatic Production from Catalytic Fast Pyrolysis of Biomass-Derived Feedstocks. *Topics in Catalysis*. 2009;52:241-52.
- [117] French R, Czernik S. Catalytic pyrolysis of biomass for biofuels production. *Fuel Processing Technology*. 2010;91:25-32.
- [118] Fisk CA, Morgan T, Ji Y, Crocker M, Crofcheck C, Lewis SA. Bio-oil upgrading over platinum catalysts using in situ generated hydrogen. *Applied Catalysis A: General*. 2009;358:150-6.
- [119] Gayubo AG, Valle B, Aguayo AT, Olazar M, Bilbao J. Pyrolytic lignin removal for the valorization of biomass pyrolysis crude bio-oil by catalytic transformation. *Journal of Chemical Technology & Biotechnology*. 2010;85:132-44.
- [120] Gayubo AG, Valle B, Aguayo AT, Olazar M, Bilbao J. Olefin Production by Catalytic Transformation of Crude Bio-Oil in a Two-Step Process. *Industrial & Engineering Chemistry Research*. 2009;49:123-31.
- [121] Hew KL, Tamidi AM, Yusup S, Lee KT, Ahmad MM. Catalytic cracking of bio-oil to organic liquid product (OLP). *Bioresource Technology*. 2010;101:8855-8.
- [122] Biofuels Digest. Anellotech launches; latest fast pyrolysis venture, expands growing field of biocrude companies. Available from: <http://www.biofuelsdigest.com/blog2/index.php/2009/08/28/anellotech-launches-latest-fast-pyrolysis-venture-expands-growing-field-of-biocrude-pyrolysis-companies/>; 2009 [cited 29/09/2010].
- [123] Fehrenbacher K. KiOR: Crunching Millions of Years of Carbonisation into Seconds (www.gigaom.com/cleantech). Available from: [www.gigaom.com/cleantech/](http://www.gigaom.com/cleantech/); 2010 [cited 29/09/2010].
- [124] KiOR. State of Mississippi Pledges Financial Support For Five KiOR Biofuel Facilities. Available from: <http://www.kior.com/content/article.php?Article=1&s=2&s2=35&p=35&t=News-and-Events>; 2010 [cited 26/11/2010].

- [125] French RJ, Hrdlicka J, Baldwin R. Mild hydrotreating of biomass pyrolysis oils to produce a suitable refinery feedstock. *Environmental Progress & Sustainable Energy*. 2010;29:142-50.
- [126] Elliott DC, Hart TR, Neuenschwander GG, Rotness LJ, Zacher AH. Catalytic hydroprocessing of biomass fast pyrolysis bio-oil to produce hydrocarbon products. *Environmental Progress & Sustainable Energy*. 2009;28:441-9.
- [127] Elliot D, Hart TR, Neuenschwander GG, Rotness LJ, Zacher AH. Catalytic Hydroprocessing of Biomass Fast Pyrolysis Bio-oil to Produce Hydrocarbon Products. *TC Biomass 2009*. Chicago, Illinois 2009.
- [128] Heeres E, Kloekhorst A, Wildschut J. Catalytic hydrotreatment of fast-pyrolysis oil using Ru/C catalysts. Insights in the reactivity of pyrolytic lignin fraction. *TCS 2010, Symposium on Thermal and Catalytic Sciences for Biofuels and Biobased Products*. Ames, Iowa, USA, 2010.
- [129] Venderbosch RH, Ardiyanti AR, Heeres E, Yakovlev VA, Khromova S. Hydroprocessing of biomass derived pyrolysis oils. *TCS 2010, Symposium on Thermal and Catalytic Sciences for Biofuels and Biobased Products*. Ames, Iowa, USA, 2010.
- [130] Wildschut J, Muhammad I, Mahfud F, Melian Cabrera I, Venderbosch RH, Heeres E. Insights in the hydrotreatment of fast pyrolysis oil using a ruthenium on carbon catalyst. *Energy & Environmental Science*. 2010;3:962-70.
- [131] Venderbosch RH, Ardiyanti AR, Wildschut J, Oasmaa A, Heeres HJ. Stabilization of biomass-derived pyrolysis oils. *Journal of Chemical Technology & Biotechnology*. 2010;85:674-86.
- [132] De Wild P, Van der Laan R, Kloekhorst A, Heeres E. Lignin valorisation for chemicals and (transportation) fuels via (catalytic) pyrolysis and hydrodeoxygenation. *Environmental Progress & Sustainable Energy*. 2009;28:461-9.
- [133] Mahfud FH, Ghijsen F, Heeres HJ. Hydrogenation of fast pyrolysis oil and model compounds in a two-phase aqueous organic system using homogeneous ruthenium catalysts. *Journal of Molecular Catalysis A: Chemical*. 2007;264:227-36.
- [134] Wildschut J. *Pyrolysis Oil Upgrading to Transportation Fuels by Catalytic Hydrotreatment [PhD Thesis]*. Groningen: University of Groningen; 2010.
- [135] Wildschut J, Arentz J, Rasrendra CB, Venderbosch RH, Heeres HJ. Catalytic hydrotreatment of fast pyrolysis oil: Model studies on reaction pathways for the carbohydrate fraction. *Environmental Progress & Sustainable Energy*. 2009;28:450-60.
- [136] Wildschut J, Mahfud FH, Venderbosch RH, Heeres HJ. Hydrotreatment of Fast Pyrolysis Oil Using Heterogeneous Noble-Metal Catalysts. *Industrial & Engineering Chemistry Research*. 2009;48:10324-34.
- [137] Yakovlev VA, Khromova SA, Sherstyuk OV, Dundich VO, Ermakov DY, Novopashina VM, et al. Development of new catalytic systems for upgraded bio-fuels production from bio-crude-oil and biodiesel. *Catalysis Today*. 2009;144:362-6.
- [138] US DOE. Secretaries Chu and Vilsack Announce More Than \$600 Million Investment in Advanced Biorefinery Projects Available from: <http://www.energy.gov/8352.htm>; 2009 [cited 23/02/2010].
- [139] UOP. *Opportunities for Biorenewables in Oil Refineries*. UOP; 2006.

- [140] Holmgren J, Marinageli R, Nair P, Elliott DC, Bain R. Consider upgrading pyrolysis oils into renewable fuels. *Hydrocarbon Processing: Refining Developments*. 2008;95-103.
- [141] Holmgren J, Marinageli R, Marker T, McCall M, Petri J, Czernik S, et al. Opportunities for Biorenewables in Petroleum Refineries. *PyNe Newsletter*. 2008;24:1-2.
- [142] Vispute T, Zhang H, Sanna A, Ziao R, Huber GW. Renewable Chemical Commodity Feedstocks from Integrated Catalytic Processing of Pyrolysis Oils. *Science*. 2010;330:1222-7.
- [143] Lappas AA, Bezergianni S, Vasalos IA. Production of biofuels via co-processing in conventional refining processes. *Catalysis Today*. 2009;145:55-62.
- [144] Samolada MC, Baldauf W, Vasalos IA. Production of a bio-gasoline by upgrading biomass flash pyrolysis liquids via hydrogen processing and catalytic cracking. *Fuel*. 1998;77:1667-75.
- [145] Bui VN, Toussaint G, Laurenti D, Mirodatos C, Geantet C. Co-processing of pyrolysis bio oils and gas oil for new generation of bio-fuels: Hydrodeoxygenation of guaiacol and SRGO mixed feed. *Catalysis Today*. 2009;143:172-8.
- [146] Geantet C, Toussaint C, Braconnier L, Mirodatos C, De Miguel Mercader F, Hogendoorn JA. Coprocessing of SRGO and hydrotreated bio-oils. The 5th International symposium of molecular aspects of catalysis by sulphides (MACS V). Copenhagen, Denmark, 2010.
- [147] Fogassy G, Thegarid N, Toussaint G, van Veen AC, Schuurman Y, Mirodatos C. Biomass derived feedstock co-processing with vacuum gas oil for second-generation fuel production in FCC units. *Applied Catalysis B: Environmental*. 2010;96:476-85.
- [148] de Miguel Mercader F, Groeneveld MJ, Kersten SRA, Venderbosch RH, Hogendoorn JA. Pyrolysis oil upgrading by high pressure thermal treatment. *Fuel*. 2010;89:2829-37.
- [149] de Miguel Mercader F, Groeneveld MJ, Kersten SRA, Way NWJ, Schaverien CJ, Hogendoorn JA. Production of advanced biofuels: Co-processing of upgraded pyrolysis oil in standard refinery units. *Applied Catalysis B: Environmental*. 2010;96:57-66.
- [150] Hogendoorn KJAdMM, F, Toussaint C, Toussaint G. Production of advanced biofuels: Co-refining upgraded pyrolysis oil. TCS 2010, Symposium on Thermal and Catalytic Sciences for Biofuels and Biobased Products. Ames, Iowa, USA, 2010.
- [151] Czernik S, Evans R, French R. Hydrogen from biomass-production by steam reforming of biomass pyrolysis oil. *Catalysis Today*. 2007;129:265-8.
- [152] Medrano JA, Oliva M, Ruiz J, García L, Arauzo J. Hydrogen from aqueous fraction of biomass pyrolysis liquids by catalytic steam reforming in fluidized bed. *Energy*. 2010;In Press, Corrected Proof.
- [153] Rennard D, French R, Czernik S, Josephson T, Schmidt L. Production of synthesis gas by partial oxidation and steam reforming of biomass pyrolysis oils. *International Journal of Hydrogen Energy*. 2010;35:4048-59.
- [154] Hu X, Lu G. Bio-oil steam reforming, partial oxidation or oxidative steam reforming coupled with bio-oil dry reforming to eliminate CO<sub>2</sub> emission. *International Journal of Hydrogen Energy*. 2010;35:7169-76.

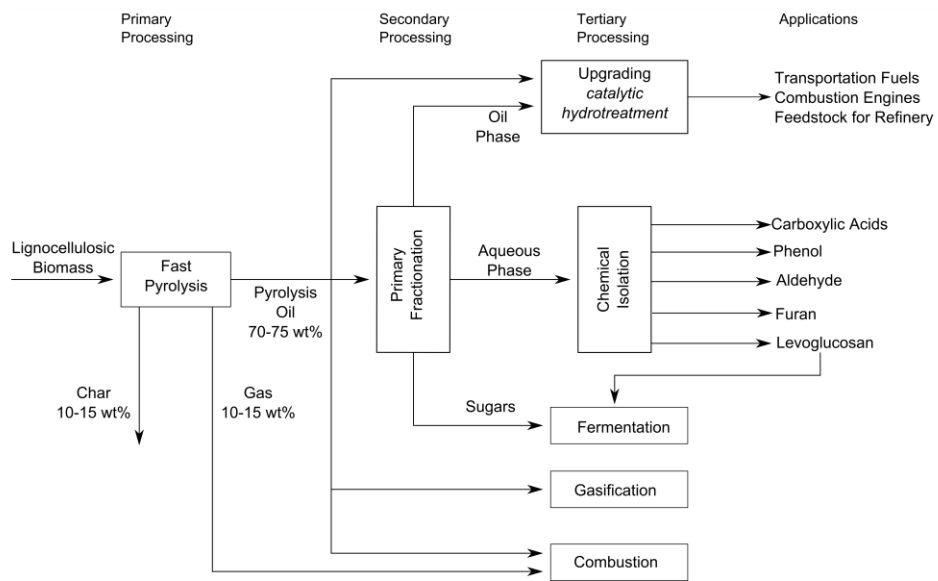
- [155] van Rossum G, Kersten SRA, van Swaaij WPM. Staged Catalytic Gasification/Steam Reforming of Pyrolysis Oil. *Industrial & Engineering Chemistry Research*. 2009;48:5857-66.
- [156] van Rossum G, Kersten SRA, van Swaaij WPM. Catalytic and Noncatalytic Gasification of Pyrolysis Oil. *Industrial & Engineering Chemistry Research*. 2007;46:3959-67.
- [157] Javaid A, Ryan T, Berg G, Pan X, Vispute T, Bhatia SR, et al. Removal of Char Particles from Fast Pyrolysis Bio-Oil by Microfiltration. *Journal of Membrane Science*. 2010;363:120-7.
- [158] Ford DM, Javaid A, Berg G, Ryan T, Teella A, Huber GW, et al. Membrane Processes for the Stabilization of Fast Pyrolysis Bio-Oil. TCS 2010, Symposium on Thermal and Catalytic Sciences for Biofuels and Biobased Products. Ames, Iowa, USA, 2010.
- [159] Diebold JP, Czernik S. Additives To Lower and Stabilize the Viscosity of Pyrolysis Oils during Storage. *Energy & Fuels*. 1997;11:1081-91.
- [160] Oasmaa A, Czernik S. Fuel Oil Quality of Biomass Pyrolysis Oils-State of the Art for the End Users. *Energy & Fuels*. 1999;13:914-21.
- [161] Oasmaa A, Kuoppala E, Selin J-F, Gust S, Solantausta Y. Fast Pyrolysis of Forestry Residue and Pine. 4. Improvement of the Product Quality by Solvent Addition. *Energy & Fuels*. 2004;18:1578-83.
- [162] Moens L, Black SK, Myers MD, Czernik S. Study of the Neutralization and Stabilization of a Mixed Hardwood Bio-Oil. *Energy & Fuels*. 2009;23:2695-9.
- [163] Hilten RN, Bibens BP, Kastner JR, Das KC. In-Line Esterification of Pyrolysis Vapor with Ethanol Improves Bio-oil Quality. *Energy & Fuels*. 2009;24:673-82.
- [164] Junming X, Jianchun J, Yunjuan S, Yanju L. Bio-oil upgrading by means of ethyl ester production in reactive distillation to remove water and to improve storage and fuel characteristics. *Biomass and Bioenergy*. 2008;32:1056-61.
- [165] Peng J, Chen P, Lou H, Zheng X. Catalytic upgrading of bio-oil by HZSM-5 in sub- and super-critical ethanol. *Bioresource Technology*. 2009;100:3415-8.
- [166] Tang Z, Lu Q, Zhang Y, Zhu X, Guo Q. One Step Bio-Oil Upgrading through Hydrotreatment, Esterification, and Cracking. *Industrial & Engineering Chemistry Research*. 2009;48:6923-9.
- [167] Lohitharn N, Shanks BH. Upgrading of bio-oil: Effect of light aldehydes on acetic acid removal via esterification. *Catalysis Communications*. 2009;11:96-9.
- [168] Miao S, Shanks BH. Esterification of biomass pyrolysis model acids over sulfonic acid-functionalized mesoporous silicas. *Applied Catalysis A: General*. 2009;359:113-20.
- [169] Wang J-J, Chang J, Fan J. Upgrading of Bio-oil by Catalytic Esterification and Determination of Acid Number for Evaluating Esterification Degree. *Energy & Fuels*. 2010;24:3251-5.
- [170] Wang J-j, Chang J, Fan J. Catalytic esterification of bio-oil by ion exchange resins. *Journal of Fuel Chemistry and Technology*. 2010;38:560-4.
- [171] Nguyen D, Honnery D. Combustion of bio-oil ethanol blends at elevated pressure. *Fuel*. 2008;87:232-43.
- [172] Honnery D, Ghojel J, Stamatov V. Performance of a DI diesel engine fuelled by blends of diesel and kiln-produced pyrolytic tar. *Biomass and Bioenergy*. 2008;32:358-65.

- [173] Garcia-Perez M, Adams TT, Goodrum JW, Geller DP, Das KC. Production and Fuel Properties of Pine Chip Bio-oil/Biodiesel Blends. *Energy & Fuels*. 2007;21:2363-72.
- [174] Garcia-Perez M, Shen J, Wang XS, Li C-Z. Production and fuel properties of fast pyrolysis oil/bio-diesel blends. *Fuel Processing Technology*. 2010;91:296-305.
- [175] Chiaramonti D, Bonini M, Fratini E, Tondi G, Gartner K, Bridgwater AV, et al. Development of emulsions from biomass pyrolysis liquid and diesel and their use in engines--Part 1 : emulsion production. *Biomass and Bioenergy*. 2003;25:85-99.
- [176] Chiaramonti D, Bonini M, Fratini E, Tondi G, Gartner K, Bridgwater AV, et al. Development of emulsions from biomass pyrolysis liquid and diesel and their use in engines--Part 2: tests in diesel engines. *Biomass and Bioenergy*. 2003;25:101-11.
- [177] Jiang X, Ellis N. Upgrading Bio-oil through Emulsification with Biodiesel: Mixture Production. *Energy & Fuels*. 2009;24:1358-64.
- [178] Jiang X, Ellis N. Upgrading Bio-oil through Emulsification with Biodiesel: Thermal Stability. *Energy & Fuels*. 2010;26:2699-706.
- [179] Faria J, Ruiz MP, Zapata P, Shen M, Resasco DE. Bio-oil Refining on Recoverable Catalysts that Stabilize Emulsions in Bi-Phasic Liquid Systems. TCS 2010, Symposium on Thermal and Catalytic Sciences for Biofuels and Biobased Products. Ames, Iowa, USA, 2010.
- [180] Crossley S, Faria J, Shen M, Resasco DE. Solid Nanoparticles that Catalyze Biofuel Upgrade Reactions at the Water/Oil Interface. *Science*. 2010;327:68-72.
- [181] Ji-Lu Z, Yong-Ping K. Spray combustion properties of fast pyrolysis bio-oil produced from rice husk. *Energy Conversion and Management*. 2010;51:182-8.
- [182] Brown RC, Holmgren J. Fast pyrolysis and biooil upgrading. National Program 207: Bioenergy and Energy Alternatives - Distributed Biomass to Diesel Workshop. Richland, WA, USA, 2006.
- [183] Azeez AM, Meier D, Odermatt J, Willner T. Fast Pyrolysis of African and European Lignocellulosic Biomasses Using Py-GC/MS and Fluidized Bed Reactor. *Energy & Fuels*. 2010;24:2078-85.
- [184] Jung S-H, Kang B-S, Kim J-S. Production of bio-oil from rice straw and bamboo sawdust under various reaction conditions in a fast pyrolysis plant equipped with a fluidized bed and a char separation system. *Journal of Analytical and Applied Pyrolysis*. 2008;82:240-7.
- [185] Sukiran MA, Chin CM, Bakar NKA. Bio-oils from Pyrolysis of Oil Palm Empty Fruit Bunches. *American Journal of Applied Sciences*. 2009;6:869-75.
- [186] Liu R, Deng C, Wang J. Fast Pyrolysis of Corn Straw for Bio-oil Production in a Bench-scale Fluidized Bed Reactor. *Energy Sources, Part A: Recovery, Utilization, and Environmental Effects*. 2010;32:10 - 9.
- [187] Mullen CA, Boateng AA, Goldberg NM, Lima IM, Laird DA, Hicks KB. Bio-oil and bio-char production from corn cobs and stover by fast pyrolysis. *Biomass and Bioenergy*. 2010;34:67-74.
- [188] Yanik J, Kornmayer C, Saglam M, Yüksel M. Fast pyrolysis of agricultural wastes: Characterization of pyrolysis products. *Fuel Processing Technology*. 2007;88:942-7.


- [189] Mullen CA, Boateng AA, Hicks KB, Goldberg NM, Moreau RA. Analysis and Comparison of Bio-Oil Produced by Fast Pyrolysis from Three Barley Biomass/Byproduct Streams. *Energy & Fuels*. 2010;24:699-706.
- [190] Asadullah M, Anisur Rahman M, Mohsin Ali M, Abdul Motin M, Borhanus Sultan M, Robiul Alam M, et al. Jute stick pyrolysis for bio-oil production in fluidized bed reactor. *Bioresource Technology*. 2008;99:44-50.
- [191] Boateng AA, Jung HG, Adler PR. Pyrolysis of energy crops including alfalfa stems, reed canarygrass, and eastern gamagrass. *Fuel*. 2006;85:2450-7.
- [192] Boateng AA, Mullen CA, Goldberg NM, Hicks KB, McMahan CM, Whalen MC, et al. Energy-dense liquid fuel intermediates by pyrolysis of guayule (*Parthenium argentatum*) shrub and bagasse. *Fuel*. 2009;88:2207-15.
- [193] Wiggers VR, Meier HF, Wisniewski Jr A, Chivanga Barros AA, Wolf Maciel MR. Biofuels from continuous fast pyrolysis of soybean oil: A pilot plant study. *Bioresource Technology*. 2009;100:6570-7.
- [194] Wiggers VR, Wisniewski Jr A, Madureira LAS, Barros AAC, Meier HF. Biofuels from waste fish oil pyrolysis: Continuous production in a pilot plant. *Fuel*. 2010;89:563-8.
- [195] Park ES, Kang BS, Kim JS. Recovery of oils with high caloric value and low contaminant content by pyrolysis of digested and dried sewage sludge containing polymer flocculants. *Energy & Fuels*. 2008;22:1335-40.
- [196] Kim S-S, Agblevor FA. Pyrolysis characteristics and kinetics of chicken litter. *Waste Management*. 2007;27:135-40.
- [197] Kim S-S, Agblevor FA, Lim J. Fast pyrolysis of chicken litter and turkey litter in a fluidized bed reactor. *Journal of Industrial and Engineering Chemistry*. 2009;15:247-52.
- [198] Agblevor FA, Mante O, Abdoulmoumine N, McClung R. Production of Stable Biomass Pyrolysis Oils Using Fractional Catalytic Pyrolysis. *Energy & Fuels*. 2010;24:4087-9.
- [199] Agblevor FA, Beis S, Mante O, Abdoulmoumine N. Fractional Catalytic Pyrolysis of Hybrid Poplar Wood. *Industrial & Engineering Chemistry Research*. 2010;49:3533-8.
- [200] Aho A, Kumar N, Eränen K, Salmi T, Hupa M, Murzin DY. Catalytic pyrolysis of woody biomass in a fluidized bed reactor: Influence of the zeolite structure. *Fuel*. 2008;87:2493-501.
- [201] Aho A, Kumar N, Lashkul AV, Eränen K, Ziolk M, Decyk P, et al. Catalytic upgrading of woody biomass derived pyrolysis vapours over iron modified zeolites in a dual-fluidized bed reactor. *Fuel*. 2010;89:1992-2000.
- [202] Li H-y, Yan Y-j, Ren Z-w. Online upgrading of organic vapors from the fast pyrolysis of biomass. *Journal of Fuel Chemistry and Technology*. 2008;36:666-71.
- [203] Park HJ, Dong J-I, Jeon J-K, Yoo K-S, Yim J-H, Sohn JM, et al. Conversion of the Pyrolytic Vapor of Radiata Pine over Zeolites. *Journal of Industrial and Engineering Chemistry*. 2007;13:182-9.
- [204] Wang C, Hao Q, Lu D, Jia Q, Li G, Xu B. Production of Light Aromatic Hydrocarbons from Biomass by Catalytic Pyrolysis. *Chinese Journal of Catalysis*. 2008;29:907-12.
- [205] Zhang H, Xiao R, Huang H, Xiao G. Comparison of non-catalytic and catalytic fast pyrolysis of corncob in a fluidized bed reactor. *Bioresource Technology*. 2009;100:1428-34.

- [206] Zhang H, Xiao R, Wang D, Zhong Z, Song M, Pan Q, et al. Catalytic Fast Pyrolysis of Biomass in a Fluidized Bed with Fresh and Spent Fluidized Catalytic Cracking (FCC) Catalysts. *Energy & Fuels*. 2009;23:6199-206.
- [207] Lane J. New breakthrough in pyrolysis sector promises to speed commercialization. Available from: <http://biofuelsdigest.com/bdigest/2010/11/26/new-breakthrough-in-pyrolysis-sector-promises-to-speed-commercialization/>; 2010 [cited 23/11/2010].
- [208] Cooper M, Pavani M, Sharma P, David D, Gupta R. Catalytic Upgrading of Biomass Pyrolysis Vapors. TCS 2010, Symposium on Thermal and Catalytic Sciences for Biofuels and Biobased Products. Ames, Iowa, USA, 2010.

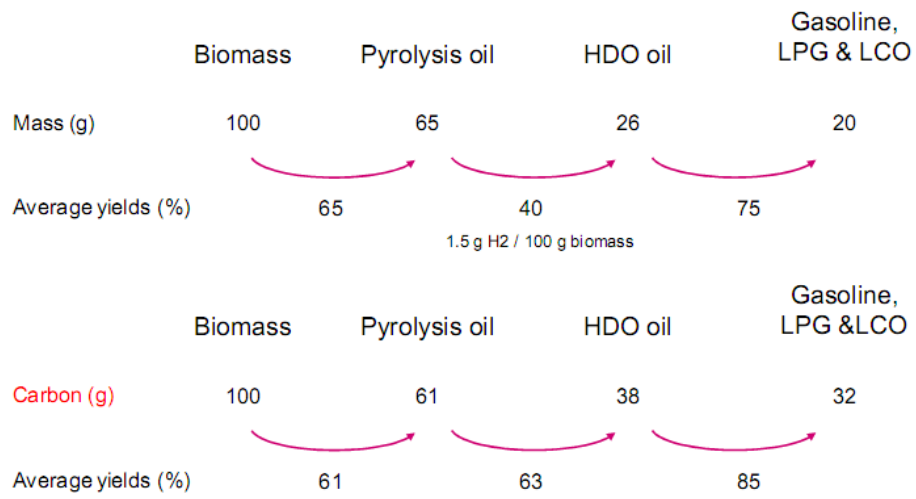
## Figures



**Fig. 1. The Pyrolysis Biorefinery (Adapted from [128]).**



**Fig. 2. Commercial potential of various fast pyrolysis technologies (Adapted from [182]).**



**Fig. 3. The Mass and Carbon Efficiencies Associated with combined HDO and FCC (Adapted from [150]).**

## Tables

**Table 1**  
**Overview of Fast Pyrolysis Developments.**

Company	Technol.	Developments
Dynamotive	BFB	Several plants, largest is 200 tpd plant at West Lorne (CAN)
Ensyn	CFB	Several plants, largest is 100 tpd plant in Renfrew (CAN) [61]; Construction of 400 tpd plant in High Level, Alberta (CAN) with Tolko Industries LTD. announced [62]; Construction of 9 plants in Malaysia by 2015 announced [38];
BTG	RCR	120 tpd plant in Hengelo (NL) Announced [67]; Production of bio-oil, electricity, organic acids;
B-O H N.V.	'RCR'	Largest plant is 12 tpd. Construction of two 5 tpd plants underway in NL and BEL [Personal Communication].
Biomass Eng.	BFB	4.8 tpd facility (UK ) [15];
KIT/Lurgi	Auger	12 tpd pilot plant in Karlsruhe (GER) [42];
Pytec	Ablative	6 tpd plant (GER) [12];
ARBI-Tech	Auger	50 tpd plant to be commissioned soon [15];
ROI	M. Auger	4 units, largest 4.8 tpd [12];
Agri-Therm	M. BFB	3 units constructed 1-10 tpd [12];
Anhui Yineng	M/FB	Three 14 tpd units constructed (CHI) [12, 56, 57];
Metso Consort	CFB	7.2 tpd pilot plant at Tampere (FIN) [44];

**Table 2**  
**Some Feedstocks Recently Characterised on Fluidised Bed Units**

Biomass Type	Biomass
woody	iroko, albizia, beech, spruce [183], pine [92, 110, 114], white oak [113], larch [111], sawtooth oak [100], mallee [95, 98, 99], bamboo sawdust [184], pine, forest residues and eucalyptus [50], waste furniture sawdust [103]
agricultural residues	empty fruit bunches [66, 80, 81, 185], soyabean harvesting residues [72], cotton-stalk [107], corn straw [186], corn cobs and stover [187], rice husk [102, 105], rice straw [184], corncob, straw and oreganum stalks [188], maize stalks [106]
industrial products	grape skins and seeds [94], barley biomass/product streams [189], lignin [91].
non-woody	switchgrass [109], jute-stick [190], alfalfa, reed canary grass, eastern gammagrass [191], miscanthus [104], barley straw, rapeseed straw, reed canary grass [50]
waste products	guayule [192], soybean oil [193], fish waste [194], sewage sludge [195], chicken and turkey litter [196, 197].
marine	seaweeds [78]



Table 3

Summary of the properties of oil laboratory fast pyrolysis reactors. Where multiple references for one feedstock are available, values are averaged. For feedstocks with more than one phase, values are also averaged. Abbreviations: Moist. = Feedstock Moisture, PT= Pyrolysis Temperature, P = Number of Phases in the Liquid Product, LY = Liquid Yield (organics and water), Acid. = Acidity, E.Crops = Energy Crops, RCG = Reed Canary Grass, Tim. Grass = Timothy Grass, B. Straw = Barley Straw, FR = Forestry Residue, Oreg. Stalk = Oreganum Stalk, Bam. Sawd. = Bamboo Sawdust, EFB = Empty Fruit Bunches, Jatrop. Shell = Jatropha Nut Shell, Macroalg. = Macroalgae (seaweed).

Feedstock	Feedstock						Oil									Reference
	Moist. wt%	Ash wt%	C wt%	H wt%	O wt%	PT °C	P	LY wt%	C wt%	H wt%	O wt%	Water wt%	Solids wt%	Acid. pH		
<i>Hardwoods</i>																
Albizia		1.8	46	6	46	475	1	55	42	7	50	25	3	2.9	[183]	
Beech		0.7	47	6	46	475	1	63	41	7	51	22	0.2	2.5	[183]	
Eucalyptus	7.6	0.4	50	6	44	500	1	82	42	8	50	21	0.09	2.2	[50]	
Iroko		3.5	43	5	47	475	1	51	38	8	54	32	0.2	2.9	[183]	
Larch	9	0.2	51	7	42	450	1	55	57	7	34	28	<0.005	2.1	[111]	
Mallee		0.5	48	6	45	475	1	63	43	8	50	17			[95, 98, 99]	
White Oak	10	2.0	50	6	43	410	1	50	55	6	19	31	<0.005	2.1	[113]	
<i>Softwoods</i>																
Pine	11	0.2	47	6	46	488	1	69	49	8	44	23	0.01	2.6	[50, 92, 114]	
Spruce		0.4	48	6	45	575	1	63	42	7	50	22	0.1	2.8	[183]	
<i>E. Crops</i>																
RCG	10	3.1	46	6	49	500	2	68	39	8	53	25	0.2	3.3	[50, 79]	
Tim. Grass	3.9	3.2	47	6	46	500	2	53	32	9	59	39	0.01	3.4	[50]	
Miscanthus	8	10	48	6	46	480	1	65	52	6	41	31.6	0.1		[74, 104]	
Switchgrass	8.3	4.3	45	6	50	500	1	64	38	7	54	25	0.8	2.87	[79]	
Willow	7.8	1.3	48	6	46	507	1	70	43	7	50	17	0.4	2.68	[79]	
<i>Residues</i>																
B. Straw	8.8	5.8	48	6	45	500	2	52	27	9	63	51	0.43	3.7	[50]	

Corncob	2	1.6	43	6	48	488	2	43	47	9	49	23	3	3	[183, 188]
Cotton Stalk	8	7				510	2	55	42	8	50	24		3.3	[107]
FR(Brown)	4.9	3.8	51	6	43	500	1	58	41	7	51	27	0.17	3.2	[50]
FR (Green)	8.1	2.1	51	6	42	500	1	64	41	8	50	26	0.09		[50]
Maize Stalk	8	8	49	6	43	500	2	66	44	6	48	23		3.2	[106]
Oreg.Stalk	9	4	43	6		500	2	32	45	6	38	6			[188]
Rice Husk	9	16	53	7	38	445	2	53	47	8	44	25	0.1	2.8	[102, 105]
Rice Straw	7	9	43	6	49	430	2	68	33	6	61	35	<0.1	2.85	[184]
<i>Wastes</i>															
Bam. Sawd.	7	2	43	6	2	425	2		34	7	35	42	<0.1		[184]
Jatrop. Shell		3.0	50	7	38	480	3		42	9		34		3.33	[66]
EFBs	8	5	49	6	38	500	2	68	42	11	47.5	36			[80, 81]
<i>MacroAlg.</i>															
Undaria	9.5	26	34	5	57	500	2	34	33.5	9	51	39			[78]
Lamira	8	29	30	5	62	500	2	38	47.5	9	39	45			[78]
Porphyra	6	10	40	5	47	500	2	47	41	7	43	30.5			[78]

**Table 4**  
**A summary of some laboratory scale catalytic pyrolysis experiments**

Reactor	Catalyst	Comments	Ref
BFB (2kg/h) with catalyst bed. Fresh catalyst charged to bed.	HZSM-5 at 450-500°C	Yield Structure: liquid (33 wt%), gas (53 wt%), char and coke (12.5 wt%); Oils stable and have low viscosity; Contain mainly phenolics, creosols, methyl substituted phenols; Distillable (100% up to 640°C) without char or solid formation; Ageing not significant over 10 months. TAN number is 41 (compared to 90 for raw bio-oil).	[198, 199]
BFB with catalyst bed	Beta, Y, ZSM-5, Mordenite	Catalyst structure influenced composition of oils but not the yield structure; Ketones were higher and acids and alcohols lower over ZSM-5; Mordenite yielded low amounts of polyaromatic hydrocarbons; Most active deoxygenation: zeolite>Y>ferrite;	[200]
BFB with separate upgrading zone within reactor	Zeolite	Bio-oil yield ranged between 43.5 and 52.7 wt%; More selectivity for organics directly related to more water and CO; Most active deoxygenation: B-zeolite>Y>Ferrierite.	[201]
CFB pilot with catalyst regeneration	FCC catalyst	Bio-oil yield decreased (73 to 49 wt%) with introduction of catalyst; Gas, coke and char production increased rapidly due to secondary reactions; Catalytic bio-oils contain more hydrocarbons and less oxygenated compounds; FCC catalyst may be too active since it yielded a lot of water and coke;	[143]
BFB and packed bed vapour upgrading	FCC catalyst	Lower amounts of acid (14.5 to 3.021 wt%) and increased aromatic hydrocarbons (0.488 to 16.795 wt%) compared to pyrolysis;	[202]
BFB and fixed bed vapour upgrading	HZSM-5, HY, Ga/HZSM-5, Ga/HY	HZSM-5 more effective at upgrading the bio-oil than HY; Oxygen mainly being converted to H <sub>2</sub> O, CO, and CO <sub>2</sub> .	[203]
BFB with catalyst bed	CoMo-S/Al <sub>2</sub> O <sub>3</sub>	Max yield of BTXN was 6.3 wt% at 590°C	[204]
BFB with catalyst bed	HZSM-5	Max liquid yield was 56.8 wt%; Oxygen content of oil was 14.69 wt%; H/C and O/C of oil was 1.51 and 0.15, HHV was 34.6 MJ/kg; Reduced concentrations of ketones and phenols; Dramatic increase in aromatics in oil (7.62 wt% to 74.22 wt%);	[205]
BFB with catalyst bed	FCC	Optimal catalyst to biomass ratio was 1:10 for fresh FCC and 1:5 for spent FCC; Max. oil yields for fresh FCC (11.8 wt%) catalyst and were lower than for spent FCC (18 wt%); Hydrocarbons in the oil increased with increasing catalyst mass; Less C and O were transferred to oil in presence of catalyst;	[206]

**Table 5**

**Developments in Bio-oil Upgrading. Abbreviations: CP=Catalytic Pyrolysis, FP=Fast Pyrolysis, HP=Hydroprocessing, FCC=Fluid Catalytic Cracking, IH<sup>2</sup>=Catalytic hydropyrolysis and Vapour Hydrodeoxygenation, VU=Vapour Upgrading, G=Gasification, S=Synthesis, IP=Intermediate Pyrolysis, U=Upgrading, SR=Steam Reforming.**

Company	Process	Developments
Anellotech	CP	Reported to be developing a 2 tpd plant (planned construction completion in 2014) [207];
Envergent	FP+HP	Demonstration 1 tpd hydrotreating plant in Kapolei, Hawaii, expected commissioning in 2014 [36, 138];
KiOR	CP (FCC)	1 tpd pilot plant in Texas. Funding for 5 Plants in Mississippi [124]
GTI	IH <sup>2</sup>	Proof of principle on laboratory scale. DoE Funding recipient [45, 46, 138] ;
RTI	VU	Lab-scale entrained flow pyrolysis reactor for catalytic vapour upgrading. [138, 208];
KIT	FP+G+S	12 tpd FP plant constructed. G+S unit expected to be constructed by 2012 [42];
Choren	IP+G+S	45 MW <sub>th</sub> demonstration facility - intermediate pyrolysis + gasification + synthesis;
BTG/ Groningen/ Twente	FP+U	Bio-oil gasification trial completed on Choren gasifier (GER) [15]. Development of hydroprocessing catalysts [129];
REII	CP+SR	Developing 25 tpd pilot plant (Toledo, Ohio) for advanced pyrolysis and steam reforming for diesel and gasoline [138].

**Table 6**

**Some Findings from Recent Hydroprocessing Studies**

- Bio-oils from different feedstocks and reactors are similar after HP [36, 126];
- Oxygen and gasoline range products in upgraded oil directly proportional to space velocity [36, 126];
- Noble metal catalysts on carbon achieve better deoxygenation than traditional catalysts [130, 131, 136];
- Repeated catalyst use decreases liquid yield and H/C ratio with increased solids [134];
- Upgraded oils contain lower quantities of organic acids, ketones and ethers. Phenolics, aromatics and alkanes are higher [130];
- Newly developed catalysts reduce oxygen content with limited increases in MCRT and viscosities [129, 137];
- Lignin portion of the bio-oil is not responsible for residue. It forms phenolics and alkanes. The carbohydrate fraction of bio-oil is very reactive [128, 132];

