



Title	ALMA Observations of Polarized Emission toward the CW Tau and DG Tau Protoplanetary Disks: Constraints on Dust Grain Growth and Settling
Authors(s)	Bacciotti, Francesca, Girart, Josep Miquel, Padovani, Marco, Coffey, Deirdre, et al.
Publication date	2018-10-01
Publication information	Bacciotti, Francesca, Josep Miquel Girart, Marco Padovani, Deirdre Coffey, and et al. "ALMA Observations of Polarized Emission toward the CW Tau and DG Tau Protoplanetary Disks: Constraints on Dust Grain Growth and Settling." IOP Publishing, October 1, 2018. https://doi.org/10.3847/2041-8213/aadf87 .
Publisher	IOP Publishing
Item record/more information	http://hdl.handle.net/10197/11142
Publisher's statement	All rights reserved.
Publisher's version (DOI)	10.3847/2041-8213/aadf87

Downloaded 2026-05-02 01:12:37

The UCD community has made this article openly available. Please share how this access benefits you. Your story matters! (@ucd_oa)



© Some rights reserved. For more information

ALMA OBSERVATIONS OF POLARIZED EMISSION TOWARD THE CW TAU AND DG TAU PROTOPLANETARY DISKS: CONSTRAINTS ON DUST GRAIN GROWTH AND SETTLING

FRANCESCA BACCIOTTI,¹ JOSEP MIQUEL GIRART,^{2,3} MARCO PADOVANI,¹ LINDA PODIO,¹ ROSITA PALADINO,⁴
LEONARDO TESTI,^{5,1} ELEONORA BIANCHI,⁶ DANIELE GALLI,¹ CLAUDIO CODELLA,¹ DEIRDRE COFFEY,^{7,8} CECILE FAVRE,¹
AND DAVIDE FEDELE¹

¹*Istituto Nazionale di Astrofisica - Osservatorio Astrofisico di Arcetri, Largo Enrico Fermi, 5, I-50125 Firenze, Italy*

²*Institut de Ciències de l'Espai (ICE, CSIC), Can Magrans, s/n, E-08193 Cerdanyola del Valles, Catalonia*

³*Institut d'Estudis Espacials de Catalunya (IEEC), E-08034, Barcelona, Catalonia*

⁴*Istituto Nazionale di Astrofisica - Istituto di Radioastronomia Via P. Gobetti, 101 40129 Bologna, Italy*

⁵*European Southern Observatory, Karl-Schwarzschild-Strasse 2, 85748 Garching bei München, Germany*

⁶*Institut de Planétologie et d'Astrophysique de Grenoble (IPAG) Université Grenoble Alpes, CS 40700, 38058 Grenoble Cédex 9, France*

⁷*School of Physics, University College Dublin, Belfield, Dublin 4, Ireland*

⁸*School of Cosmic Physics, The Dublin Institute for Advanced Studies, Dublin 2, Ireland*

(Accepted September 6, 2018)

Submitted to ApJ Letters

ABSTRACT

We present polarimetric data of CW Tau and DG Tau, two well-known Class II disk/jet systems, obtained with the Atacama Large Millimeter/submillimeter Array at 870 μm and $0''.2$ average resolution. In CW Tau, the total and polarized emission are both smooth and symmetric, with polarization angles almost parallel to the minor axis of the projected disk. In contrast, DG Tau displays a structured polarized emission, with an elongated brighter region in the disk's near side and a belt-like feature beyond about $0''.3$ from the source. At the same time the total intensity is spatially smooth, with no features. The polarization pattern, almost parallel to the minor axis in the inner region, becomes azimuthal in the outer belt, possibly because of a drop in optical depth. The polarization fraction has average values of 1.2% in CW Tau and 0.4% in DG Tau. Our results are consistent with polarization from self-scattering of the dust thermal emission. Under this hypothesis, the maximum size of the grains contributing to polarization is in the range 100 - 150 μm for CW Tau and 50 - 70 μm for DG Tau. The polarization maps combined with dust opacity estimates indicate that these grains are distributed in a geometrically thin layer in CW Tau, representing a settling in the disk midplane. Meanwhile, such settling is not yet apparent for DG Tau. These results advocate polarization studies as a fundamental complement to total emission observations, in investigations of the structure and the evolution of protoplanetary disks.

Keywords: protoplanetary disks — polarization — ISM: jets and outflows —

1. INTRODUCTION

The study of protoplanetary disks has recently seen significant advances, driven by the desire to identify the initial conditions for planet formation. The advent of the Atacama Large Millimeter/submillimeter Array (ALMA) has brought increased sensitivity in mm-wave polarimetry, opening a new area of investigation into disk properties. Polarimetry is long believed to allow access to information on the orientation of magnetic field lines, since linear polarization can arise from ‘grain alignment’, i.e. the tendency of non-spherical dust grains to align their short axis along the magnetic field lines (e.g. [Andersson et al. 2015](#)). This is a crucial test for disk models, in particular regarding the magneto-centrifugal acceleration of outflows ([Blandford & Payne 1982](#); [Frank et al. 2014](#)) and the magneto-rotational instability ([Balbus & Hawley 1991](#)). However, linear polarization in the mm continuum emitted from disks can also be produced by processes unrelated to the magnetic field. In particular, self-scattering and radiative grain alignment can result in a high percentage of linear polarization, with very specific polarization patterns ([Kataoka et al. 2017](#); [Yang et al. 2017](#); [Tazaki et al. 2017](#)).

The first polarimetry studies of protostellar envelopes, at $1''$ - $3''$ resolution, allowed the identification of hourglass-shaped, twisted polarization patterns consistent with the pinching of magnetic field lines due to the contraction of the natal cloud ([Girart et al. 2006](#); [Rao et al. 2009](#); [Hull et al. 2014](#)). Subsequent studies at $0''.4$ - $1''.2$ reported the first detections of polarized emission in protostellar disks (e.g., [Rao et al. 2014](#); [Cox et al. 2015](#); [Kataoka et al. 2016a](#)). Recently, the scales of the inner protoplanetary disk have been accessed with ALMA, reaching $0''.1$ resolution. Observations show that all the mechanisms mentioned above can produce polarization, but dust self-scattering appears to be dominant here ([Stephens et al. 2014](#); [Kataoka et al. 2016b](#); [Stephens et al. 2017](#); [Kataoka et al. 2017](#); [Lee et al. 2018](#); [Girart et al. 2018](#); [Hull et al. 2018](#); [Alves et al. 2018](#)).

Our study maps the polarization properties of the more evolved (i.e. Class II) systems which are associated with jets. These systems offer the advantage of being less embedded than younger sources. In addition, the kinematics of the bipolar jet allows identification of the disk near-side, which is an important information in polarization studies ([Yang et al. 2017](#)). Here, we present the results for two sources, CW Tau and DG Tau, selected because they are nearby ($d \sim 140$ pc, [Rebull et al. 2004](#)), tilted with respect to the plane of the sky (i.e. favorable for polarization measurements), and have

bright dust continuum emission (allowing sensitivity in detection of polarization). Previous studies of these sources include disk investigations by [Testi et al. \(2002\)](#); [Isella et al. \(2010\)](#); [Piétu et al. \(2014\)](#) and jet investigations by [Eisloffel & Mundt \(1998\)](#); [Bacciotti et al. \(2002\)](#); [Coffey et al. \(2007\)](#); [Dougados et al. \(2000\)](#); [Hartigan et al. \(2004\)](#).

2. OBSERVATIONS AND DATA REDUCTION

We observed polarized emission towards the young Taurus systems CW Tau and DG Tau, within the ALMA Cycle 3 program 2015.1.00840.S (PI: F. Bacciotti). Observations were carried out in Band 7 ($870 \mu\text{m}$) in full polarization mode. The spectral setup included four spectral windows, 1.875 GHz wide, centred at the standard ALMA band 7 polarization frequencies (336 , 338 , 348 and 350 GHz). The spectral resolution was 31.250 MHz (55 km s^{-1}). Two successful executions were made on 2017 July 11, with 40 antennas in the configuration C36-6, giving nominal angular resolution of $0''.15$. Total exposure time was 34.38 min for CW Tau and 30.24 min for DG Tau. Quasars J0429+2724 and J0403+2600 were observed to calibrate the bandpass, and the gains in amplitude and phase, respectively. To determine the instrumental contribution to the cross-polarized interferometer response, a bright strongly polarized (2%) quasar, J0522-3627, was observed.

The data were processed using the Common Astronomical Software Application (CASA) version 4.7.2. The two datasets were calibrated separately to obtain total intensity, and then concatenated to perform the polarization calibration. Calibration followed the standard procedure described in [Nagai et al. \(2016\)](#) and in the ALMA polarization casaguide¹.

The data were reduced using the task CLEAN in CASA. To improve the dynamic range of the images, phase-only self-calibration runs were executed. For CW Tau, two runs resulted in a final dynamic range of 625, a factor of 3 better than in the initial image. Meanwhile, for DG Tau, three runs resulted in a final dynamic range of 1025, giving an improvement of a factor 7 with respect to the initial image. The final images were obtained using Briggs weighting, and the synthesized beam was $0''.27 \times 0''.14$ (PA= -39°) for CW Tau and $0''.24 \times 0''.14$ (PA= -32°) for DG Tau, (corresponding to an average of 29 au and 27 au, respectively, at 140 pc). The r.m.s. achieved for CW Tau was $72 \mu\text{Jy beam}^{-1}$ in Stokes I, and $\sim 40 \mu\text{Jy beam}^{-1}$ in Stokes Q and U, while for DG Tau it was $180 \mu\text{Jy beam}^{-1}$

¹ https://casaguides.nrao.edu/index.php/3C286_Band6Pol_Calibration_for_CASA_4.3#Polarization_Calibration

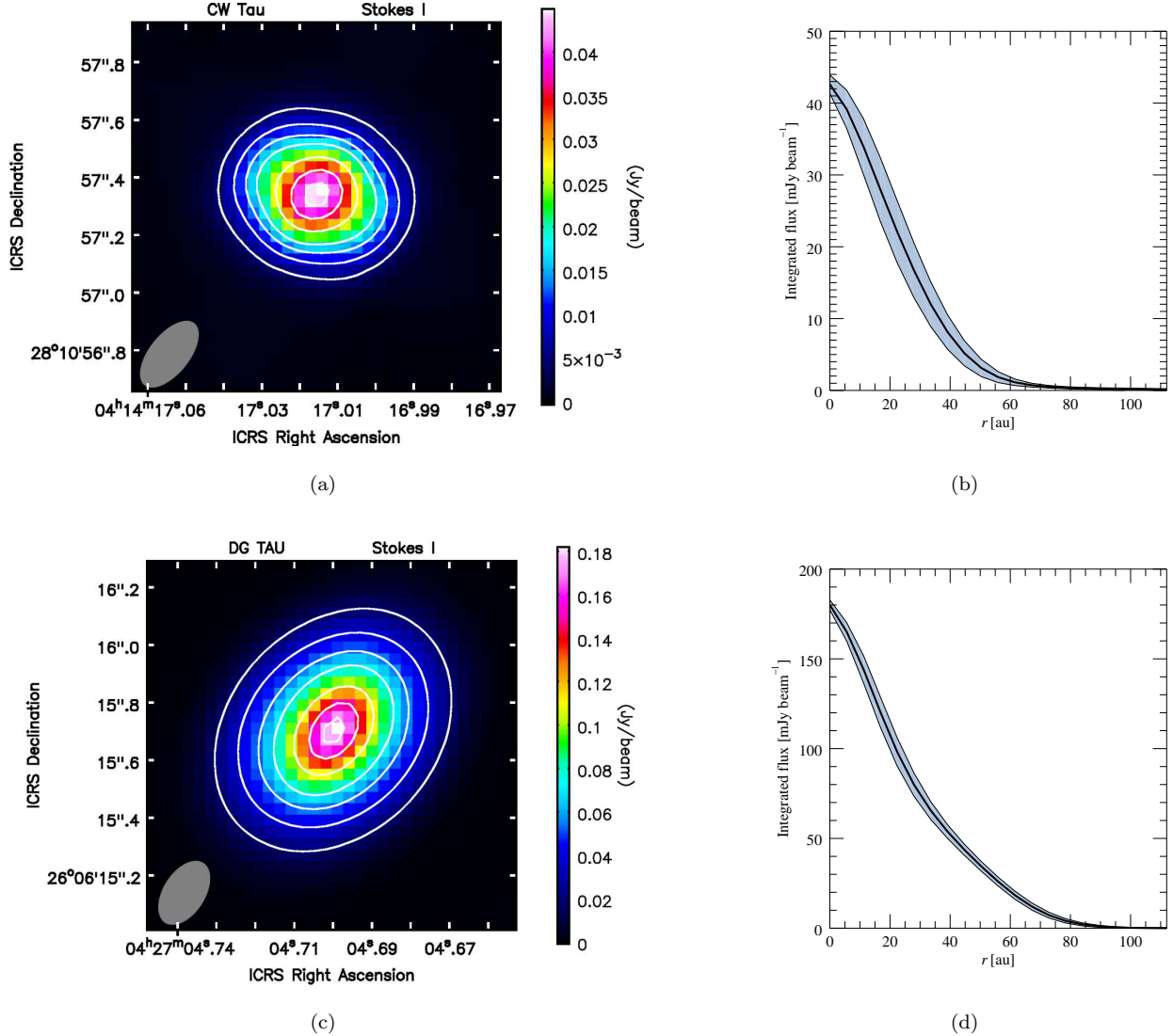


Figure 1. Total emission map at $870\ \mu\text{m}$ and average radial intensity profiles in the disks around CW Tau (panels (a),(b)) and DG Tau (panels (c),(d)). Contour levels are $[0.1, 0.2, 0.3, 0.4, 0.6, 0.8, 0.95] \times$ peak value, which is 44.9 and $182.4\ \text{mJy beam}^{-1}$ for CW Tau and DG Tau respectively. The grey areas in the radial profile give the 1σ uncertainties from the standard deviation.

in Stokes I, and $\sim 58\ \mu\text{Jy beam}^{-1}$ in Stokes Q and U. From the Stokes I, U, Q maps we obtain the linear polarization intensity, $P = \sqrt{Q^2 + U^2}$, the linear polarization fraction, $p = P/I$, and the polarization angle, $\chi = 0.5 \arctan(U/Q)$, i.e. the direction of polarization of the electric field. The ALMA instrumental error is reported to be 0.1% on p , and at least 2° on χ (ALMA polarization casaguide).

3. RESULTS

3.1. Total Emission

Figure 1 illustrates the total intensity (Stokes I) of the $870\ \mu\text{m}$ continuum emission and the azimuthal average

of the intensity radial profile for each target, with both showing a smooth distribution with no features apparent at our resolution.

For CW Tau, the integrated flux is $145.1 \pm 1.4\ \text{mJy}$, with peak intensity of $44.9 \pm 0.3\ \text{mJy beam}^{-1}$ located at RA 4h 14m 17.0s, $\delta\ 28^\circ\ 10'\ 57''.35$. The measured flux is the same, within the errors, as the one extrapolated from integrated 1.3 mm flux of Piétu et al. (2014), adopting their spectral index of 2.3. The FWHM along the major and minor axis, determined with a 2D Gaussian fit deconvolved from the beam, is $0''.35$ and $0''.18$ respectively. From these values, we estimate a disk inclination i_{disk} with respect to the line of sight of $\sim 59^\circ$, between the inclination angle for the disk, $i_{\text{disk}} = 65 \pm 2^\circ$ indicated by

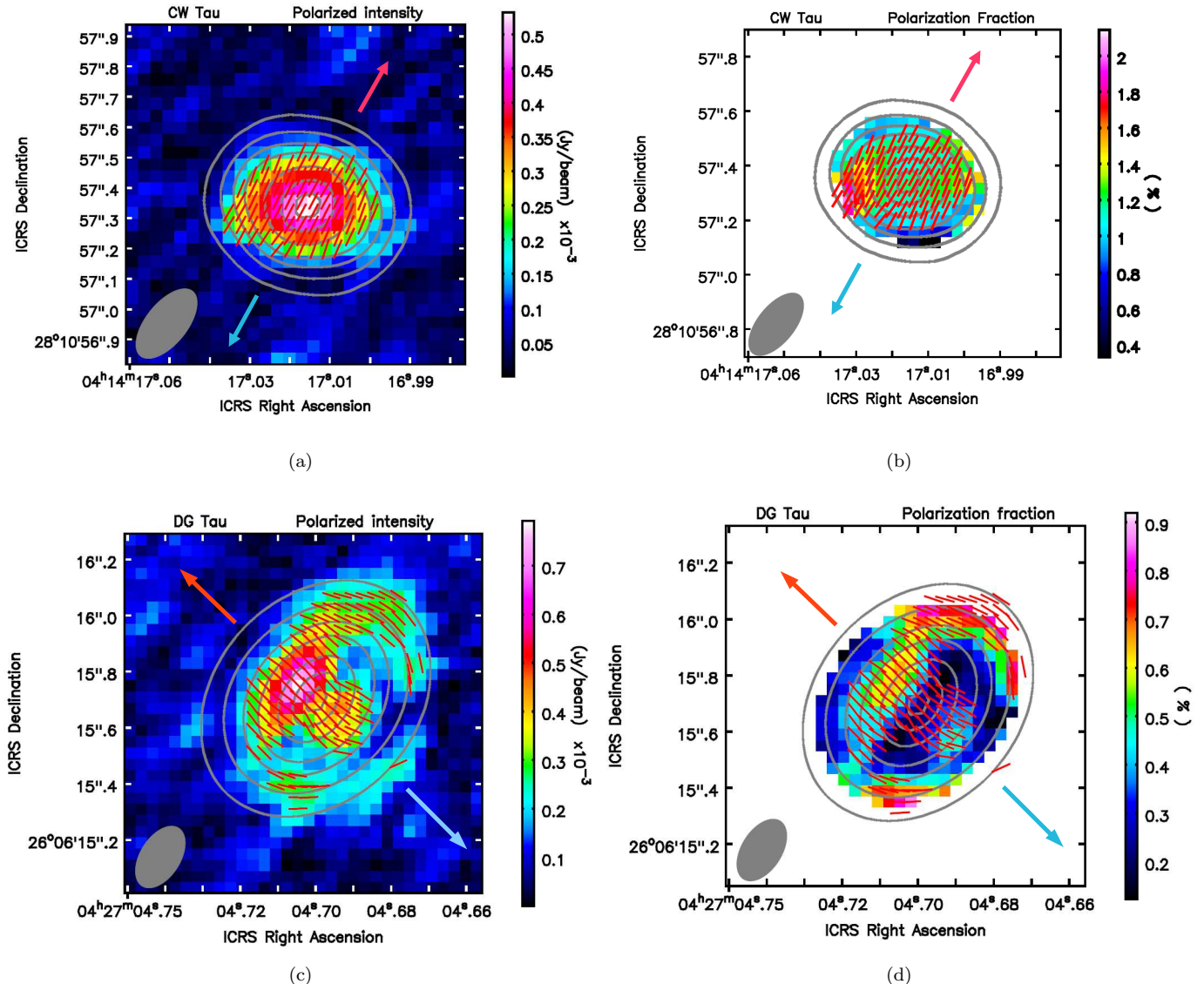


Figure 2. Linearly polarized intensity P and polarization fraction p at $870\ \mu\text{m}$ in the disks around CW Tau (panels (a),(b)), and DG Tau (panels (c),(d)). Contours as in Fig. 1. Polarization angle, χ , is indicated with fixed-length vector bars. Arrows indicate the jet orientation. Disk near-side lies towards the receding jet lobe (red arrow). Polarization fraction p is shown where total intensity is $I > 10\ \text{mJy beam}^{-1}$ for CW Tau and $I > 30\ \text{mJy beam}^{-1}$ for DG Tau.

Piétu et al. (2014) and the one of jet, $i_{\text{jet}} = 49^\circ$ reported in Hartigan et al. (2004). The same fit gives a disk position angle, $\text{PA}_{\text{disk}} = 60.7^\circ \pm 1.9^\circ$, in good agreement with $\text{PA}_{\text{disk}} = 62^\circ \pm 3^\circ$ (Piétu et al. 2014), and almost perpendicular to the jet $\text{PA}_{\text{jet}} = -29^\circ$ (Hartigan et al. 2004).

For DG Tau, the integrated flux is $880.2 \pm 9.4\ \text{mJy}$, with peak intensity of $182.4 \pm 1.4\ \text{mJy beam}^{-1}$, located at RA $4\text{h } 27\text{m } 4.7\text{s}$, $\delta\ 26^\circ\ 6'\ 15''.71$. The integrated flux is slightly lower (by 12%) than that extrapolated from 1.3 mm flux of Isella et al. (2010), adopting their spectral index of 2.5. A 2D Gaussian fit deconvolved from the beam provided a FWHM along the major and minor axis of $0''.45$ and $0''.36$, respectively. The combination

of these values implies $i_{\text{disk}} \sim 37^\circ$, almost identical to $i_{\text{jet}} = 38^\circ$ (Eisloffel & Mundt 1998), and only slightly higher than disk models of $i_{\text{disk}} = 24^\circ\text{--}32^\circ$ (Isella et al. 2010). The 2D Gaussian fit gives $\text{PA}_{\text{disk}} = 135.4^\circ \pm 2.5^\circ$, almost perpendicular to $\text{PA}_{\text{jet}} = 46^\circ$ (Eisloffel & Mundt 1998).

3.2. Polarized Emission

Figure 2 illustrates the polarization properties in our targets.

For CW Tau, the map of linearly polarized intensity P is centrally peaked and does not show any significant asymmetry. The maximum value is 0.53 ± 0.14

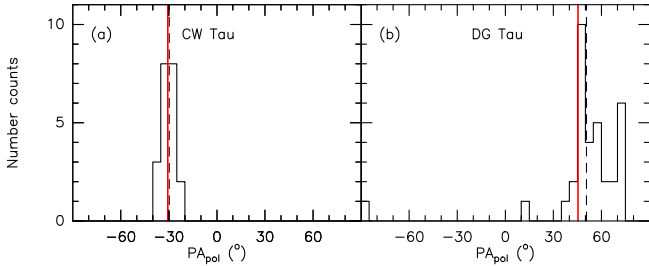


Figure 3. Distribution of the polarization angles toward CW Tau (a) and DG Tau (b). Dashed and red lines indicate the average of the distributions and the PA of the disk minor axis, respectively.

mJy beam^{-1} . The superimposed polarization vectors are aligned along the minor axis of the disk. Figure 3, panel (a), shows that the distribution of the polarization angles is very narrow, averaging $-29.8^\circ \pm 4.0^\circ$, and nearly coincident with the PA of the disk minor axis and the PA of the jet. The polarization fraction, p , is almost constant in the central region of the disk, averaging $1.15 \pm 0.26\%$ over the whole disk.

For DG Tau, the intensity map is distributed asymmetrically with respect to the disk’s major axis. The near-side of the disk (identified by its proximity to the receding jet lobe) is brighter, with the signal distributed parallel to the major axis. The peak emission of $0.79 \pm 0.13 \text{ mJy beam}^{-1}$ is found along the minor axis, displaced by $\sim 0''.07$ from the Stokes I photocenter. A secondary peak of $0.45 \text{ mJy beam}^{-1}$ is seen $0''.07$ southwest of the disk centre. In the outer disk region, between $0''.3$ and $0''.5$ from the source, the polarized emission is distributed in a belt-like structure of lower intensity ($0.2\text{--}0.3 \text{ mJy beam}^{-1}$). The polarization vectors follow two distinct patterns. In the central inner region, they appear to be nearly aligned with the minor axis, while in the outer belt they have an azimuthal orientation. The distribution of polarization angles (Fig. 3, panel (b)) gives an average of $50.7^\circ \pm 27.4^\circ$, which is similar to the PA of the minor axis (45°). The wide distribution is due to the azimuthal orientation of the vectors in the outer disk. The linear polarization fraction p reflects the distribution of the polarized intensity, with a region of higher values in the disk’s near-side, along a direction parallel to the major axis. The peak of $0.65 \pm 0.10\%$ is located at $0''.07$ from the total intensity peak. The outer belt at $0''.5$ shows a higher polarization fraction toward the NW and the SE, where the polarized emission falls off more slowly than the total intensity. The average value of the polarization fraction over the whole disk area is $0.41 \pm 0.17\%$, with a median of 0.38% .

4. DISCUSSION

4.1. Polarization from Self-Scattered Dust Emission

The polarization properties in our sources match the model expectations of self-scattering of thermal dust emission from large ($>30 \mu\text{m}$) dust grains, as modelled by Kataoka et al. (2015, 2017), and Yang et al. (2016, 2017), and in agreement with the findings in other protoplanetary disks at similar wavelengths (e.g. Kataoka et al. (2017) for HL Tau, Girart et al. (2018) for the GGD27 MM1 disk, Hull et al. (2018) for the disk around IM Lup). In all these cases, the strongest indication for polarization from self-scattering is the alignment of the polarization vectors along the minor axis in the central region of the disk. This feature originates from the geometry of the scattering when the disk is inclined with respect to the line of sight.

4.2. Grain Size Estimates

Kataoka et al. (2015) show that the maximum grain size contributing to polarization from self-scattering at a given wavelength, λ , is comparable to $\lambda/2\pi$. At $870 \mu\text{m}$, we expect a maximum size in the range $35 - 350 \mu\text{m}$, peaked around $140 \mu\text{m}$ (see their Fig. 3). Further constraints can come from the correlation between grain size, wavelength and polarization fraction, as investigated for the disk around HL Tau in Kataoka et al. (2016b) and Kataoka et al. (2017). We attempt a rough estimate of the grain size in our targets using the same diagnostic diagrams, because the polarization fraction has a weak dependence on the particular disk model while it is strongly dependent on the grain size (Kataoka et al. 2016b). Using our values of the average polarization fraction and the diagrams in Kataoka et al. (2017) we estimate that the maximum grain size giving rise to the observed polarization is in the range $100 - 150 \mu\text{m}$ for CW Tau, and in the range $50 - 70 \mu\text{m}$ for DG Tau.

4.3. Constraints on Dust Settling

In CW Tau, the distribution of the polarized intensity is symmetric, and polarization vectors are nearly parallel to the minor axis, with no curvature toward the outer disk. These features are consistent with polarization produced by self-scattering in either an optically thin disk (Yang et al. 2016), or in an optically thick but geometrically thin disk (Yang et al. (2017), see their Fig. 10). Piétu et al. (2014) find that this dusty disk is optically thick, thus our observations indicate that the grains in question are located in a geometrically thin layer near the disk midplane.

Meanwhile, in DG Tau, we see a similar polarization angle alignment in the inner disk but in this case it is accompanied by an asymmetry in polarization intensity.

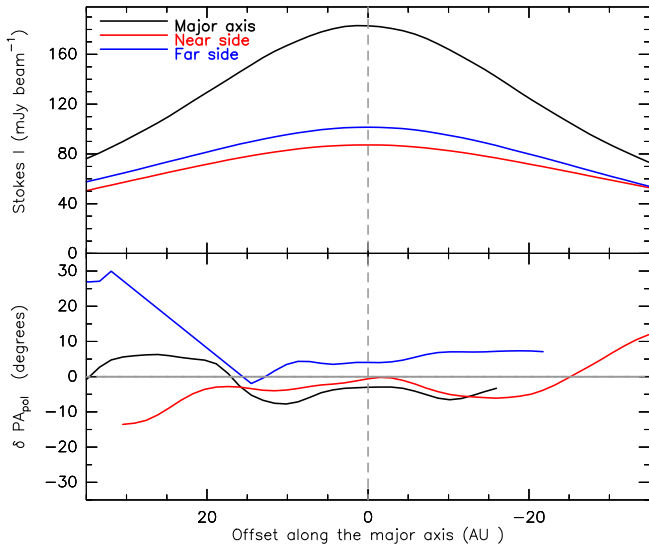


Figure 4. *Upper panel:* total intensity profiles across the DG Tau disk along cuts parallel to the major axis - black line represents the major axis itself ($\text{PA}_{\text{disk}} = 135^\circ$) - red line cuts the disk at $0''.14$ to its near side - blue line cuts at $0''.14$ to its far side. Positive offsets correspond to east of the intensity peak. *Lower Panel:* difference between the position angles of the polarization vectors and of the disk minor axis, along the same profile cuts as above.

This combination is consistent with the expectations of models of self-scattering in disks of intermediate or high optical depth, and with a finite angular thickness (Yang et al. 2017). We estimate the optical depth of the DG Tau disk at $870 \mu\text{m}$ using the models for dust opacity and surface density in Isella et al. (2010). The optical depth varies smoothly from about 1.0 to about 0.4 between 10 and 30 au from the star, where we observe the asymmetry, and decreases to about 0.1 at 80 au (an uncertainty of 20% accounts for the different models adopted). The disk is, therefore, moderately optically thick, which corresponds to the assumptions of Model B of Yang et al. (2017). Indeed, the observed polarization map is well reproduced by the output of this model (see Figures 4d, 4e, 4f in Yang et al. (2017)). The observed asymmetry appears thus to indicate that the scattering grains have not yet settled to the midplane.

We further investigate DG Tau by comparing the PA of the polarization vectors within the inner 35 au ($\sim 0''.25$) to that of the disk minor axis. Figure 4 (lower panel) shows PA differences along three cuts parallel to the major axis: the major axis itself (black); $0''.14$ towards the near-side (red); and $0''.14$ towards the far-side (blue). The PA differences are less than 10 degrees in the inner 20 au, and do not change sign at the minor axis. This is in contrast with the expectations from the models at moderate/high optical thickness in Yang et al.

(2017), in which the PA difference is expected to change sign crossing the minor axis, and to reach an absolute value between 15 and 20 degrees. This suggests that in the DG Tau disk the grains are distributed with a finite angular thickness (because we observe an asymmetry), but the optical depth of this material is not high enough to induce the position angle bifurcation. It is possible that our observations probe an intermediate scale height between the disk surface and the disk midplane. Alternatively, we may be witnessing moderate dust settling occurring in an optically thick portion of the disk.

4.4. Variation of Polarization Orientation in DG Tau

We now consider the outer region of the DG Tau disk, i.e. beyond $0''.3$ from the source. Figure 2, panel (c), shows structures in the polarized emission which do not correspond to any feature in the total intensity at the same resolution. In addition, a change in the orientation of the polarization pattern is observed.

This PA transition was investigated using a geometrical model in which the polarization vectors are parallel to the minor axis inside a given radius R , and have an azimuthal orientation outside R , as in Figure 5, panel (a). The Figure illustrates the best fit with the observations, obtained setting $R = 0''.33$. This value of R is the one for which the the standard deviation in PA difference (combining inner and outer disk) as a function of (the free parameter) R reaches its minimum (see Figure 5, panel (b)). The good agreement with the observed polarization pattern suggests that there is a real change in polarization properties at about 45 au from the star. The physical meaning of this radius, however, which has been derived under purely geometrical assumptions, is not obvious. No substructure is apparent in the total intensity map, nor in the averaged radial profile of the total intensity, at our resolution (Fig. 1, panels (c,d)). A possible explanation may come from a drop in the optical depth at R . This would imply that the outer disk is optically thin and that the radiation is seen to come primarily from the inner disk. Under such conditions, the self-scattered radiation would have an azimuthal polarization orientation in the outer disk, as observed. A similar pattern is found by Girart et al. (2018) in the GGD27 MM1 disk, and a change in optical depth is invoked for the transition. The physical reason for such a change, however, remains to be investigated. Alternatively, alignment of non-spherical grains with the anisotropic radiation field (Tazaki et al. 2017) may contribute to the azimuthal polarization pattern in the outer disk belt. Multi-wavelength observations at higher angular resolution are needed to clarify this point. In any case, our analysis indicates that the polarization

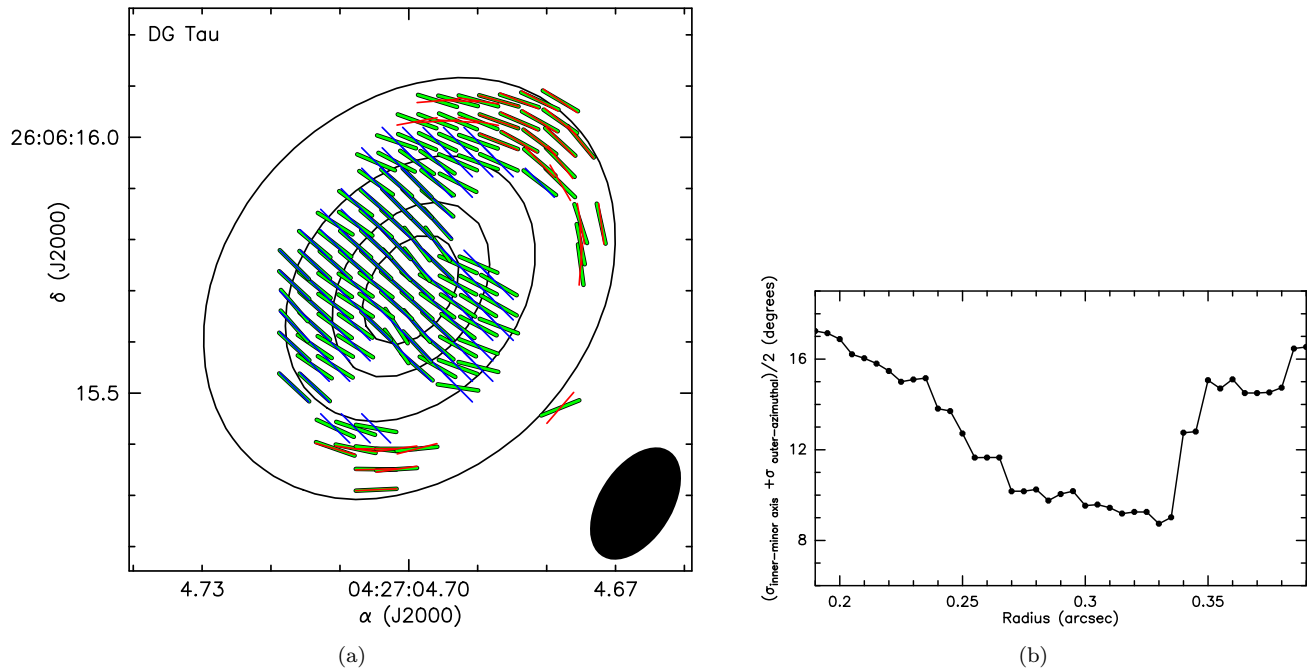


Figure 5. Panel (a): observed polarization angles (green), with superposed a model polarization pattern in which the vectors lie parallel to the minor axis (blue) for radii smaller than a given $r = R$, while at larger radii the vectors lie along the azimuthal angle (red). Here $R = 0''.33$ has been adopted, as the value that minimizes the combined standard deviation (panel (b)) of the differences between the observed polarization angles and those in the model. Contours in panel (a) represent total intensity, from 20 to 180 mJy beam⁻¹ in steps of 40 mJy beam⁻¹.

maps are providing us with complementary information on the disk structure which are not accessible via the total intensity maps.

5. CONCLUSIONS

Our ALMA observations of the disks around CW Tau and DG Tau support dust self-scattering as the origin of the polarization seen in the 870 μm continuum emission. By observing systems with jets, we can successfully identify the near-side of the disk and thus correctly interpret asymmetry properties of the linearly polarized light intensity. This in turn provides us with constraints on the scale height of the dust grains responsible for this polarization. Furthermore, our determination of the polarization fraction allows us to estimate a maximum size for the scattering dust grains. We find that such grains tend to be larger and more settled to the disk midplane in the case of CW Tau than in DG Tau. The maps of the polarization intensity and polarization vector orientation reveal details not shown in the total intensity map at the same resolution. Overall, our analysis indicates that polarimetry is set to be a powerful tool in accessing information on the dust structure, which cannot be obtained from the unpolarized emission alone. It is anticipated that this will be of great interest in studies of structure and evolution of protoplanetary disks.

This paper uses ALMA data from project ADS / JAO.ALMA 2015.1.00840.S. ALMA is a partnership of ESO (representing its member states), NSF (USA) and NINS (Japan), together with NRC (Canada), MOST and ASIAA (Taiwan), and KASI (Republic of Korea), in cooperation with the Republic of Chile. The Joint ALMA Observatory is operated by ESO, AUI/NRAO and NAOJ. We thank the anonymous referee for very valuable comments. JMG is supported by the MINECO (Spain) AYA2014-57369-C3 and AYA2017-84390-C2 grants. MP acknowledges funding from the EU-Horizon-2020/MSC grant agreement No-664931. LP and CC acknowledge the project PRIN-INAF/2016 GENESIS-SKA. This work was partly supported by the Italian Ministero dell'Istruzione, Università e Ricerca, through the grants Progetti Premiali 2012/iALMA (CUP-C52I13000140001), 2017/FRONTIERA (CUP-C61I15000000001), SIR-(RBSI14ZRHR) (acknowledged by DF and CF), and by the Deutsche Forschungsgemeinschaft (DFG, German Research Foundation)-Ref no. FOR 2634/1 TE 1024/1-1, and by the DFG cluster of excellence Origin and Structure of the Universe (www.universe-cluster.de).

REFERENCES

- Alves, F. O., Girart, J. M., Padovani, M., et al. 2018, arXiv:1805.00494
- Andersson, B.-G., Lazarian, A., & Vaillancourt, J. E. 2015, *ARA&A*, 53, 501
- Bacciotti, F., Ray, T. P., Mundt, R., Eisloffel, J., & Solf, J. 2002, *ApJ*, 576, 222
- Balbus, S. A., & Hawley, J. F. 1991, *ApJ*, 376, 214
- Bertrang, G. H.-M., Flock, M., & Wolf, S. 2017, *MNRAS*, 464, L61
- Blandford, R. D., & Payne, D. G. 1982, *MNRAS*, 199, 883
- Cho, J., & Lazarian, A. 2007, *ApJ*, 669, 1085
- Coffey, D., Bacciotti, F., Ray, T. P., Eisloffel, J. and Woitas, J. 2007, *ApJ*, 663, 350
- Cox, E. G., Harris, R. J., Looney, L. W., et al. 2015, *ApJL*, 814, L28
- Dougados, C., Cabrit, S., Lavalley, C., & Ménard, F. 2000, *A&A*, 357, L61
- Eisloffel, J., & Mundt, R. 1998, *AJ*, 115, 1554
- Frank, A., Ray, T. P., Cabrit, S., et al. 2014, *Protostars and Planets VI*, 451
- Girart, J. M., Rao, R., & Marrone, D. P. 2006, *Science*, 313, 812
- Girart, J. M., Fernández-López, M., Li, Z.-Y., et al. 2018, *ApJL*, 856, L27
- Hartigan, P., Edwards, S., & Pierson, R. 2004, *ApJ*, 609, 261
- Hull, C. L. H., Plambeck, R. L., Kwon, W., et al. 2014, *ApJS*, 213, 13
- Hull, C. L. H., Yang, H., Li, Z.-Y., et al. 2018, arXiv:1804.06269
- Isella, A., Carpenter, J. M., & Sargent, A. I. 2009, *ApJ*, 701, 260
- Isella, A., Carpenter, J. M., & Sargent, A. I. 2010, *ApJ*, 714, 1746
- Kataoka, A., Muto, T., Momose, M., et al. 2015, *ApJ*, 809, 78
- Kataoka, A., Tsukagoshi, T., Momose, M., et al., 2016, *ApJ*, 831, L12
- Kataoka, A., Muto, T., Momose, M., et al., 2016, *ApJ*, 820, 54
- Kataoka, A., Tsukagoshi, T., Pohl, A., et al. 2017, *ApJL*, 844, L5
- Lee, C.-F., Li, Z.-Y., Ching, T.-C., Lai, S.-P., & Yang, H. 2018, *ApJ*, 854, 56
- Matsakos, T., Tzeferacos, P., & Königl, A. 2016, *MNRAS*, 463, 2716
- Nagai, H., Nakanishi, K., Paladino, R., et al. 2016, *ApJ*, 824, 132
- Piétu, V., Guilloteau, S., Di Folco, E., Dutrey, A., & Boehler, Y. 2014, *A&A*, 564, A95
- Pudritz, R. E., Ouyed, R., Fendt, C., & Brandenburg, A. 2007, *Protostars and Planets V*, 277
- Rao, R., Girart, J. M., Marrone, D. P., Lai, S.-P., & Schnee, S. 2009, *ApJ*, 707, 921
- Rao, R., Girart, J. M., Lai, S.-P., & Marrone, D. P. 2014, *ApJL*, 780, L6
- Rebull, L. M., Wolff, S. C., & Strom, S. E. 2004, *AJ*, 127, 1029
- Stephens, I. W., Looney, L. W., Kwon, W., et al. 2014, *Nature*, 514, 597
- Stephens, I. W., Yang, H., Li, Z.-Y., et al. 2017, *ApJ*, 851, 55
- Tazaki, R., Lazarian, A., & Nomura, H. 2017, *ApJ*, 839, 56
- Testi, L., Bacciotti, F., Sargent, A. I., Ray, T. P., & Eisloffel, J. 2002, *A&A*, 394, L31
- Yang, H., Li, Z.-Y., Looney, L., & Stephens, I. 2016, *MNRAS*, 456, 2794
- Yang, H., Li, Z.-Y., Looney, L. W., Girart, J. M., & Stephens, I. W. 2017, *MNRAS*, 472, 373